



FEATURES

- RoHS compliant
- Radial format
- Up to 16.2A I_{dc}
- 1.0μH to 1.0mH
- Low DC resistance
- PCB mounting
- Fully tinned leads
- Compatible with RoHS soldering systems
- Backward compatible with Sn/Pb soldering systems
- Custom parts available

DESCRIPTION

The 1500 Series is a general purpose range of inductors suitable for low to medium current applications such as power supply and other general purpose filtering designs. The central hole allows mechanical fixing with a non-magnetic screw.

SELECTION GUIDE

Order Code	Inductance, (10kHz, 0.1V _{ac})	DC Current ¹	DC Resistance	Q @ f kHz		SRF	Lead Dimensions (See Package Specifications)	
	± 10% μH	Max. A	Max. mΩ	Nom.		Nom.	Dim. A	Dim. B
				Q	f	MHz	mm	mm
15102C	1.0 ± 20%	16.2	2.76	151	1000	142	1.18	13.6
15152C	1.5 ± 20%	14.9	3.48	155	1000	108	1.18	13.6
15222C	2.2 ± 20%	15.0	4.20	127	1000	82	1.18	13.6
15332C	3.3 ± 20%	11.8	5.76	128	1000	68	1.18	13.6
15472C	4.7 ± 20%	11.7	6.48	131	1000	60	1.18	13.6
15682C	6.8 ± 20%	10.2	8.04	133	1000	46	1.18	14.0
15103C	10	9.01	10.6	112	1000	30	1.18	14.5
15153C	15	7.44	15.5	109	1000	19	1.06	14.2
15223C	22	6.80	18.8	102	1000	11	1.06	13.6
15333C	33	5.08	31.2	107	1000	8	0.90	13.8
15473C	47	4.04	45.6	104	1000	5	0.80	14.2
15683C	68	3.33	70.3	100	1000	4	0.71	13.6
15104C	100	2.62	110	89	1000	3	0.63	13.8
15154C	150	2.28	149	126	800	2	0.60	13.6
15224C	220	2.08	185	69	20	2	0.60	14.0
15334C	330	1.71	263	68	20	1.6	0.56	13.8
15474C	470	1.40	389	76	20	1.3	0.50	14.2
15684C	680	1.12	574	86	25	1.0	0.45	14.0
15105C	1000	0.91	887	96	30	0.8	0.40	13.6

ABSOLUTE MAXIMUM RATINGS

Operating free air temperature range	-40°C to +85°C
Storage temperature range	-40°C to +125°C

SOLDERING INFORMATION²

Peak wave solder temperature	260°C for 10 seconds
Pin finish	Pure tin dip

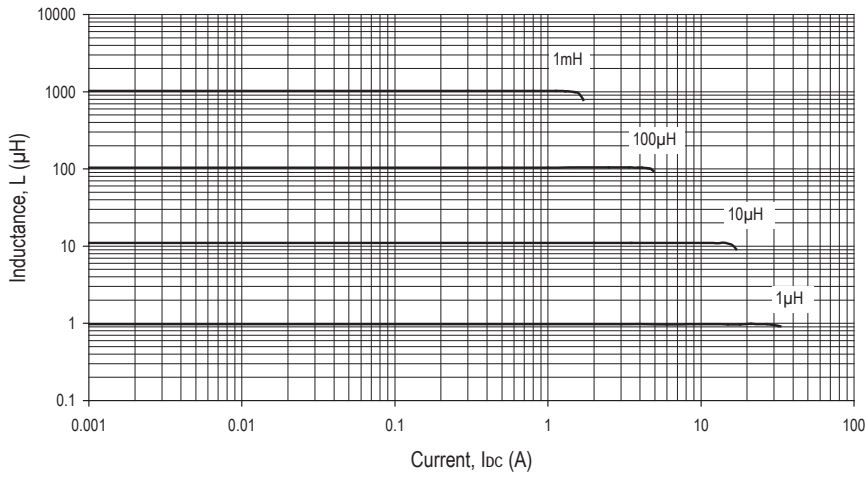
All specifications typical at T_A=25°C

- 1 Maximum DC current occurs when either the inductance falls to 75% of its nominal value or when its temperature rise reaches 40°C, whichever is sooner.
- 2 For further information, please visit www.murata-ps.com/rohs

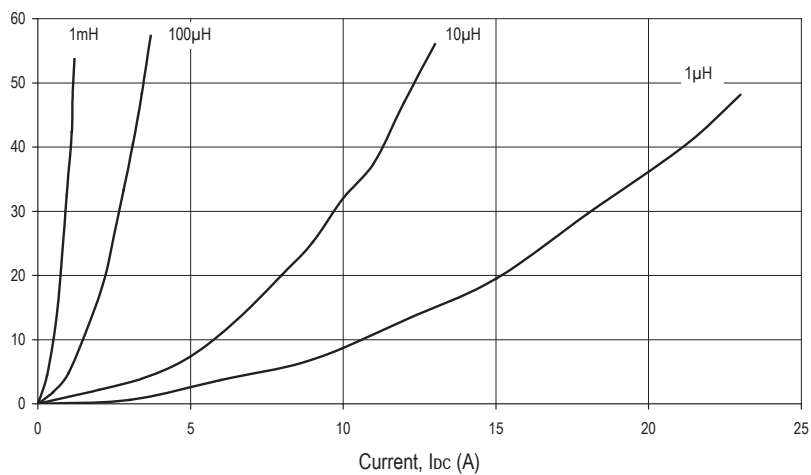


For full details go to
www.murata-ps.com/rohs

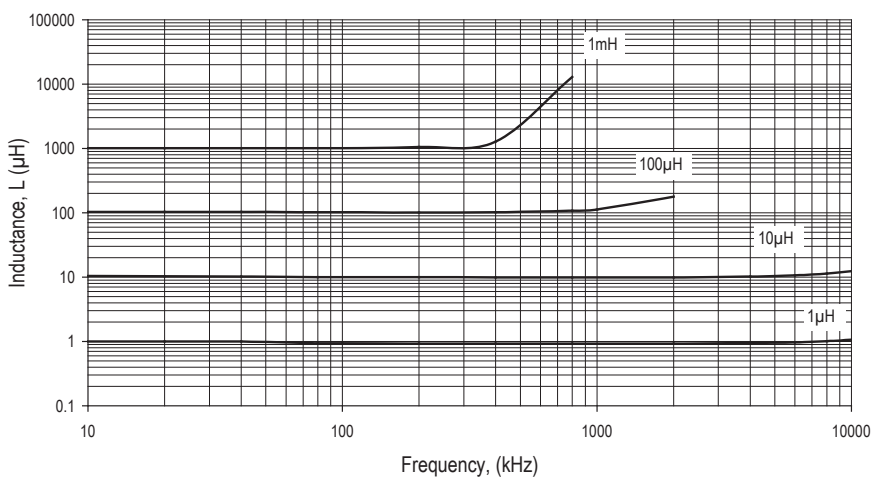
INDUCTANCE Vs CURRENT



TEMPERATURE Vs CURRENT

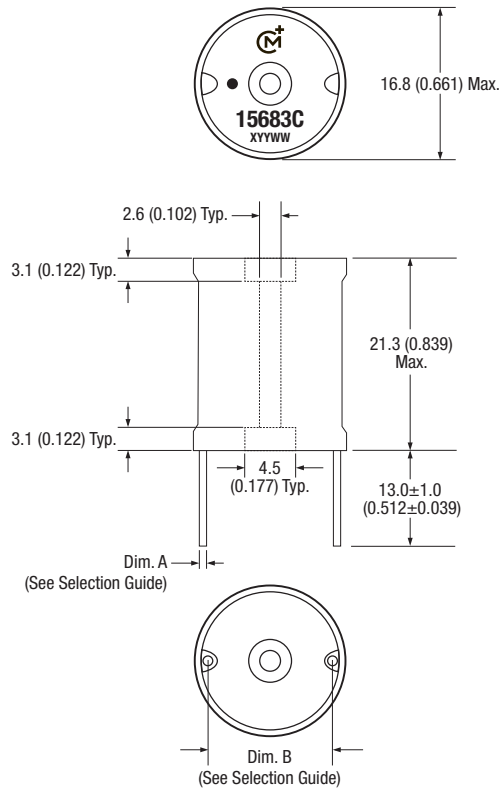


INDUCTANCE Vs FREQUENCY



PACKAGE SPECIFICATIONS

MECHANICAL DIMENSIONS



All dimensions in mm (inches). Package weight 13-18g Typ.
Dot signifies the innermost turn of the winding.

PACKAGING DETAILS

Supplied in trays (40 pieces per tray)