



FEATURES

- RoHS compliant
- Radial format
- Up to 6.3A lbc
- 1.5μH to 68mH
- Low DC resistance
- UL VW-1 rated sleeving
- Backward compatible with Sn/Pb soldering systems
- Custom parts available

DESCRIPTION

The 1300R Series is a general purpose range of inductors suitable for low to medium current applications such as power supply and other general purpose filtering designs.

SELECTION GUIDE

Order Code	Inductance (1kHz, 0.1V _{AC})	DC Current ¹	DC Resistance
	±10%	Max.	Max.
	μH	A	Ω
13R152C	1.5 ±20%	6.3	0.008
13R222C	2.2 ±20%	5.3	0.010
13R332C	3.3 ±20%	4.8	0.013
13R472C	4.7 ±20%	4.3	0.017
13R682C	6.8 ±20%	3.5	0.023
13R103C	10	3.0	0.031
13R153C	15	2.5	0.042
13R223C	22	2.0	0.070
13R333C	33	1.8	0.092
13R473C	47	1.5	0.110
13R683C	68	1.3	0.150
13R104C	100	1.0	0.240
13R154C	150	0.82	0.330
13R224C	220	0.70	0.470
13R334C	330	0.58	0.640
13R474C	470	0.45	1.05
13R684C	680	0.42	1.50
13R105C	1.0mH	0.33	2.10
13R155C	1.5mH	0.28	3.10
13R225C	2.2mH	0.24	4.50
13R335C	3.3mH	0.19	7.0
13R475C	4.7mH	0.16	9.3
13R685C	6.8mH	0.13	13.5
13R106C	10mH	0.085	23.8
13R156C	15mH	0.080	31.0
13R226C	22mH	0.070	48.0
13R336C	33mH	0.060	68.0
13R476C	47mH	0.045	120.0
13R686C	68mH	0.040	152.0

ABSOLUTE MAXIMUM RATINGS

Operating free air temperature range	-40°C to +85°C
Storage temperature range	-40°C to 125°C

SOLDERING INFORMATION²

Peak wave solder temperature	260°C for 10 seconds
Pin finish	Bright tin

All specifications typical at T_A=25°C

1 Maximum DC current occurs when either the inductance falls to 90% of its nominal value or when its temperature rise reaches 30°C, whichever is sooner.

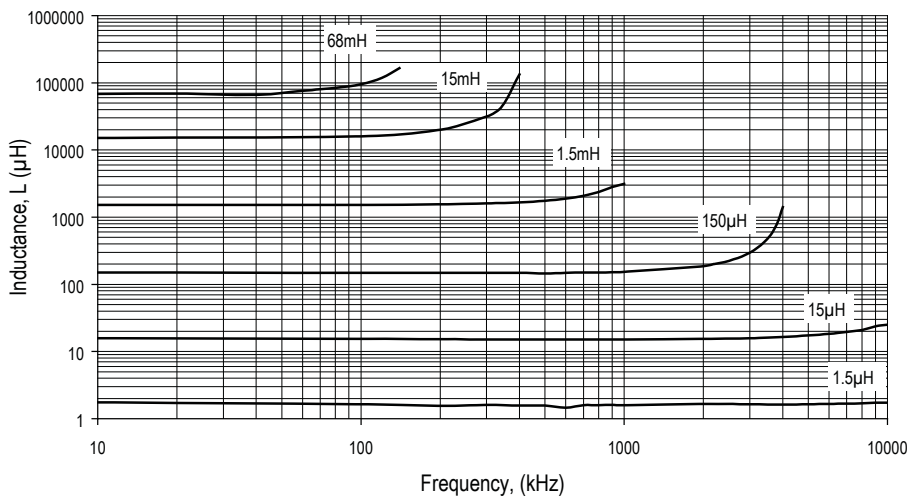
2 For further information, please visit www.murata-ps.com/rohs



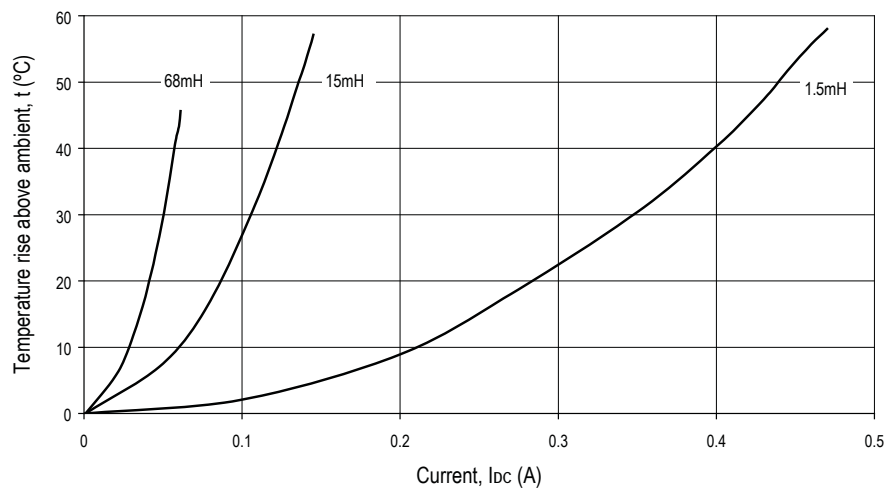
INDUCTANCE VS CURRENT



INDUCTANCE VS FREQUENCY



TEMPERATURE VS CURRENT



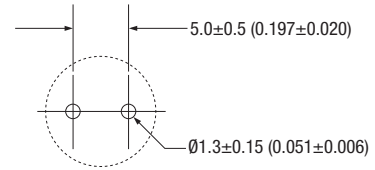
PACKAGE SPECIFICATIONS

MECHANICAL DIMENSIONS



All dimensions in mm (inches). Package weight 2.4g Typ.

RECOMMENDED FOOTPRINT DETAILS



All dimensions in mm (inches)

PACKAGING DETAILS

Supplied in cartons (200 pieces per carton)