



FEATURES

- RoHS compliant¹
- Up to 10.5A I_{DC}
- 47μH to 680μH
- High energy storage, very low resistance
- UL 94V-0 packaging materials
- J-STD-020D.1 reflow
- Custom inductance values available

PRODUCT OVERVIEW

The 6000B series is a range of high-current, surface-mount power inductors. They are designed for use in power applications such as DC-DC converters, energy storage and input or output filtering.

SELECTION GUIDE

Order Code	Inductance, L	DC Current ²	SRF	DC Resistance
	0.1V@100KHz (±15%) μH	Max. A	Typ. MHz	Max. mΩ
60B473C	47	10.5	7.45	13
60B683C	68	9.0	6.07	17
60B104C	100	7.5	4.98	25
60B154C	150	6.0	3.90	38
60B224C	220	5.0	3.21	50
60B334C	330	4.0	2.66	80
60B474C	470	3.5	2.15	100
60B684C	680	3.0	1.59	135

ABSOLUTE MAXIMUM RATINGS

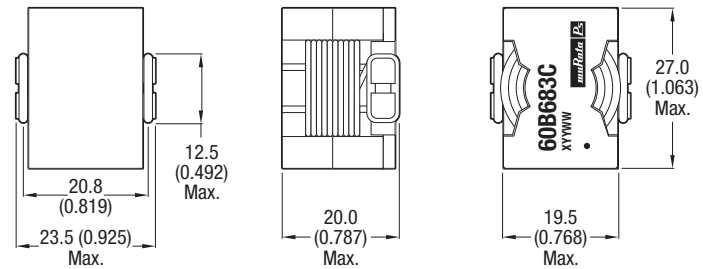
Operating free air temperature range	-40°C to 85°C
Storage temperature range	-40°C to 125°C

SOLDERING INFORMATION¹

Peak reflow solder temperature	245°C
Pin finish	Pure tin
Moisture sensitivity level ³	1

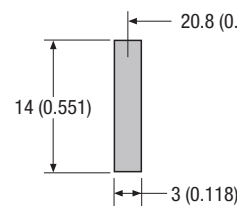
PACKAGE SPECIFICATIONS

Mechanical Dimensions



Package weight: 37g Typ.

Recommended Pad Layout



All dimensions in mm (inches)

PACKAGING INFORMATION

Tray	30 per tray
------	-------------

Specifications typical at T_a = 25°C

1 For further information, please visit www.murata-ps.com/rohs

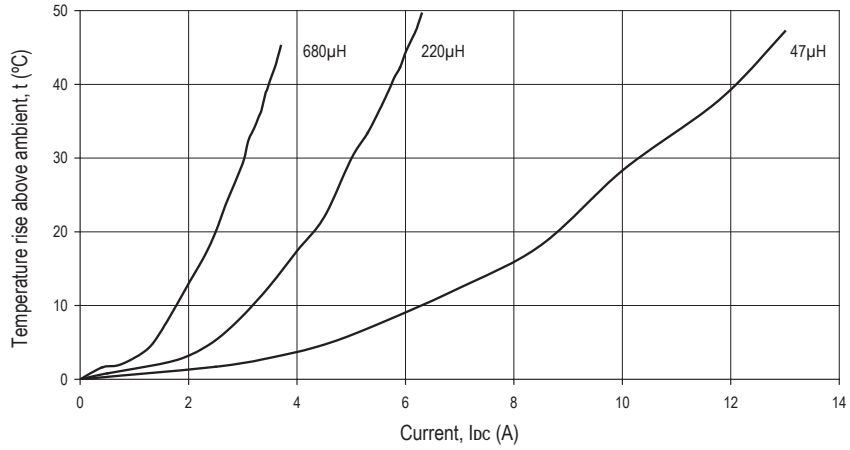
2 The maximum DC current is the value at which the inductance falls to 75% of its nominal value or when its temperature rise reaches 40°C, whichever is sooner.

3 Representative samples of the product were subjected to the conditioning described in IPC/JEDEC J-STD-020D and passed electrical testing, package coplanarity and visual inspection which revealed no external cracks or changes in package body flatness.



For full details go to
www.murata-ps.com/rohs

TEMPERATURE Vs CURRENT



INDUCTANCE Vs FREQUENCY

