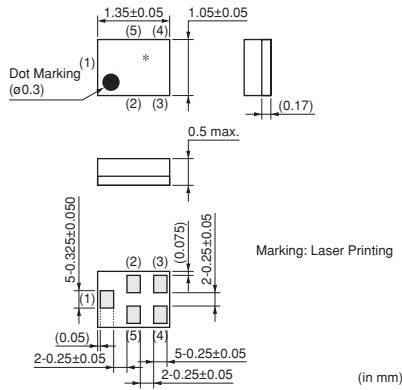


SAW Filters for Mobile Communications

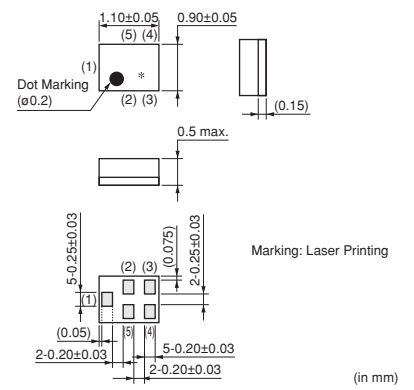


RF Filters

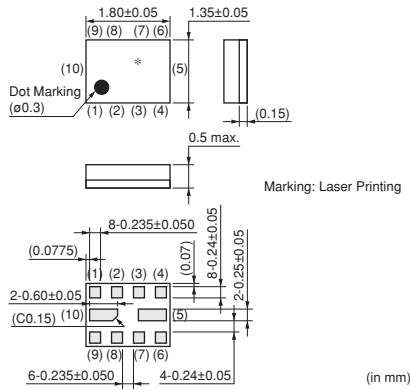
●SAFEA Series



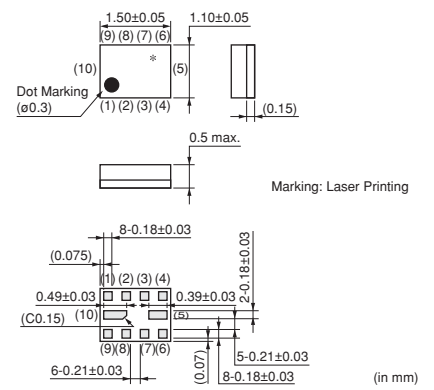
●SAFFB Series



●SAWEN Series




●SAWFD Series



Part Number	Application	Size (mm)	Layout	Center Freq. (MHz)	I.L. (dB max.)	In Band Ripple (dB max.)	Impedance
SAFEA2G14FF0F00	Band1	1.35 x 1.05	Balanced	2140	3.0 (2110 to 2170MHz)	2.0 (2110 to 2170MHz)	50-100ohm
SAFFB2G14FA0F0A	Band1	1.1 x 0.9	Balanced	2140	2.5 (2110 to 2170MHz)	2.0 (2110 to 2170MHz)	50-100ohm
SAFEA1G96FR0F00	Band2 BC1	1.35 x 1.05	Balanced	1960	4.2 (1930 to 1990MHz) 4.0 (1930.48 to 1989.52MHz)	2.5 (1930 to 1990MHz)	50-100ohm
SAFFB1G96FN0F0A	Band2 BC1	1.1 x 0.9	Balanced	1960	4.0 (1930.48 to 1989.52MHz)	2.5 (1930.48 to 1989.52MHz)	50-100ohm
SAFEA881MFR0F00	Band5 BC0	1.35 x 1.05	Balanced	881.5	2.5 (869 to 894MHz)	1.0 (869 to 894MHz)	50-100ohm
SAFFB881MFL0F0A	Band5 BC0	1.1 x 0.9	Balanced	881.5	1.8 (869 to 894MHz)	1.0 (869 to 894MHz)	50-150ohm
SAFEA942MFR0F00	Band8	1.35 x 1.05	Balanced	942.5	4.5 (925 to 960MHz) 4.2 (925.48 to 959.52MHz)	3.0 (925 to 960MHz)	50-100ohm
SAFFB942MFM0F0A	Band8	1.1 x 0.9	Balanced	942.5	4.5 (925 to 960MHz) 4.2 (925.48 to 959.52MHz)	3.5 (925 to 960MHz)	50-100ohm
SAFEA1G58KA0F00	GPS/GLONASS	1.35 x 1.05	Unbalanced	1575.42/1602	1.8 (1565.42 to 1585.42MHz) 1.3 (1574.42 to 1576.42MHz) 1.7 (1597.55 to 1605.89MHz)	1.5 (1565.42 to 1605.89MHz)	50-50ohm
SAFEA1G58FB0F00	GPS/GLONASS	1.35 x 1.05	Balanced	1575.42/1602	1.8 (1565.42 to 1585.42MHz) 1.3 (1565.42 to 1585.42MHz) 2.2 (1597.55 to 1605.89MHz)	1.3 (1565.42 to 1585.42MHz) 1.3 (1597.55 to 1605.89MHz)	50-100ohm
SAFFB1G58KA0F0A	GPS/GLONASS	1.1 x 0.9	Unbalanced	1575.42/1602	1.3 (1574.42 to 1576.42MHz) 1.7 (1597.55 to 1605.89MHz)	1.5 (1574.42 to 1605.89MHz)	50-50ohm

Continued on the following page.

• This PDF catalog has only typical specifications. Therefore, please approve our product specifications or transact the approval sheet for product specifications before ordering.

 Continued from the preceding page.

Part Number	Application	Size (mm)	Layout	Center Freq. (MHz)	I.L. (dB max.)	In Band Ripple (dB max.)	Impedance
SAFFB1G58FA0F0A	GPS/GLONASS	1.1 x 0.9	Balanced	1575.42/1602	1.35 (1574.42 to 1576.42MHz) 1.9 (1597.55 to 1605.89MHz) 3.0 (1597.55 to 1605.89MHz)	1.3 (1574.42 to 1576.42MHz) 1.3 (1597.55 to 1605.89MHz) 2.2 (1565.42 to 1585.42MHz)	50-100ohm
SAFEA2G45RA0F00	ISM2.4	1.35 x 1.05	Unbalanced	2450	2.6 (2400 to 2500MHz)	1.8 (2400 to 2500MHz)	50-50ohm
SAWFD881MCM0F0A	GSM	1.5 x 1.1	Balanced LR	881.5	2.0 (869 to 894MHz)	1.1 (869 to 894MHz)	50-150ohm
				942.5	2.4 (925 to 960MHz)	1.5 (925 to 960MHz)	50-150ohm
SAWFD881MCN0F0A	GSM	1.5 x 1.1	Balanced RR	881.5	2.0 (869 to 894MHz)	1.1 (869 to 894MHz)	50-150ohm
				942.5	2.4 (925 to 960MHz)	1.5 (925 to 960MHz)	50-150ohm
SAWFD1G84CM0F0A	GSM	1.5 x 1.1	Balanced LR	1842.5	2.3 (1805 to 1880MHz)	1.8 (1805 to 1880MHz)	50-150ohm
				1960	2.2 (1930 to 1990MHz)	1.5 (1930 to 1990MHz)	50-150ohm
SAWFD1G84CN0F0A	GSM	1.5 x 1.1	Balanced RR	1842.5	2.3 (1805 to 1880MHz)	1.8 (1805 to 1880MHz)	50-150ohm
				1960	2.2 (1930 to 1990MHz)	1.8 (1930 to 1990MHz)	50-150ohm
SAWFD942MCM0F0A	GSM	1.5 x 1.1	Balanced LR	942.5	2.1 (925 to 960MHz)	1.5 (925 to 960MHz)	50-150ohm
				1842.5	2.2 (1805 to 1880MHz)	1.5 (1805 to 1880MHz)	50-150ohm
SAWFD942MCN0F0A	GSM	1.5 x 1.1	Balanced RR	942.5	2.1 (925 to 960MHz)	1.5 (925 to 960MHz)	50-150ohm
				1842.5	2.2 (1805 to 1880MHz)	1.5 (1805 to 1880MHz)	50-150ohm
SAWEN881MCM0F00	GSM	1.8 x 1.4	Balanced LR	881.5	2.0 (869 to 894MHz)	1.1 (869 to 894MHz)	50-150ohm
				942.5	2.4 (925 to 960MHz)	1.5 (925 to 960MHz)	50-150ohm
SAWEN881MCN0F00	GSM	1.8 x 1.4	Balanced RR	881.5	2.0 (869 to 894MHz)	1.1 (869 to 894MHz)	50-150ohm
				942.5	2.4 (925 to 960MHz)	1.5 (925 to 960MHz)	50-150ohm
SAWEN1G84CM0F00	GSM	1.8 x 1.4	Balanced LR	1842.5	2.5 (1805 to 1880MHz)	1.8 (1805 to 1880MHz)	50-150ohm
				1960	2.6 (1930 to 1990MHz)	1.8 (1930 to 1990MHz)	50-150ohm
SAWEN1G84CN0F00	GSM	1.8 x 1.4	Balanced RR	1842.5	2.5 (1805 to 1880MHz)	1.8 (1805 to 1880MHz)	50-150ohm
				1960	2.6 (1930 to 1990MHz)	1.8 (1930 to 1990MHz)	50-150ohm
SAWEN881MCM2F00	GSM	1.8 x 1.4	Balanced LR	881.5	2.0 (869 to 894MHz)	1.1 (869 to 894MHz)	50-150ohm
				942.5	2.6 (925 to 960MHz)	1.8 (925 to 960MHz)	50-150ohm
SAWEN881MCN2F00	GSM	1.8 x 1.4	Balanced RR	881.5	2.0 (869 to 894MHz)	1.1 (869 to 894MHz)	50-150ohm
				942.5	2.6 (925 to 960MHz)	1.8 (925 to 960MHz)	50-150ohm
SAWEN942MCM0F00	GSM	1.8 x 1.4	Balanced LR	942.5	2.3 (925 to 960MHz)	1.5 (925 to 960MHz)	50-150ohm
				1842.5	2.5 (1805 to 1880MHz)	1.5 (1805 to 1880MHz)	50-150ohm
SAWEN942MCN0F00	GSM	1.8 x 1.4	Balanced RR	942.5	2.3 (925 to 960MHz)	1.5 (925 to 960MHz)	50-150ohm
				1842.5	2.5 (1805 to 1880MHz)	1.5 (1805 to 1880MHz)	50-150ohm