



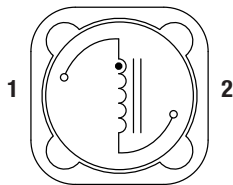
FEATURES

- RoHS compliant
- 1.0μH to 1mH
- Up to 11.8A I_{DC}
- Bobbin format
- Surface mount
- Integral EMI shield
- Compact size
- Tape and reel packaging
- UL 94V-0 materials
- J-STD-020-C reflow

DESCRIPTION

The 4900S series is a range of bobbin-wound, surface-mount inductors designed for use in switching power supply, and power line filter circuits. The parts are suitable for any application requiring a high saturation current in a low-profile package. The devices have an integral ferrite shield to reduce EMI.

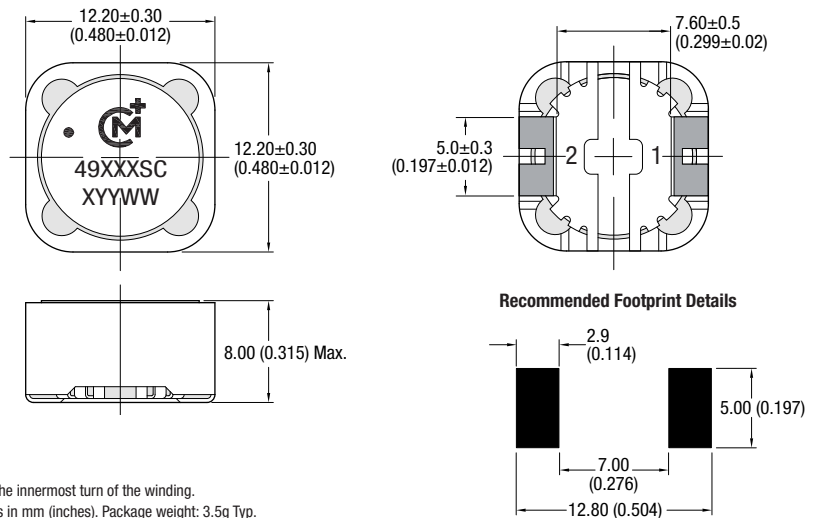
PIN CONNECTIONS (TOP VIEW)



SELECTION GUIDE

Order Code	Inductance (10kHz, 100mVAC) ±20%	DC Current ¹	DC Resistance	SRF	Q Factor	
	Nom. μH	Max. A	Max. mΩ	Typ. MHz	Typ. Q	
						@ f (MHz)
491R0SC	1.0 (±30%)	11.8	5	91	32	1
492R2SC	2.2 (±30%)	9.8	8	48	45	1
493R3SC	3.3 (±30%)	8.4	10	37	42	1
494R7SC	4.7 (±30%)	7.7	12	32	42	1
496R8SC	6.8 (±30%)	6.2	16	24	43	1
49100SC	10	5.1	21	19	43	1
49150SC	15	4.4	27	16	44	1
49220SC	22	3.1	42	12	46	1
49330SC	33	2.9	60	10	51	1
49470SC	47	2.3	100	9	52	1
49680SC	68	2.0	143	7	47	1
49101SC	100	1.6	165	6	40	0.8
49151SC	150	1.3	250	5	35	0.8
49221SC	220	1.1	380	4	36	0.8
49331SC	330	0.90	550	4	33	0.8
49471SC	470	0.75	810	4	37	0.8
49681SC	680	0.62	1200	3	27	0.8
49102SC	1000	0.50	1500	3	26	0.8

MECHANICAL DIMENSIONS



ABSOLUTE MAXIMUM RATINGS

Operating free air temperature range	-40°C to 85°C
Storage temperature range	-40°C to 125°C

SOLDERING INFORMATION²

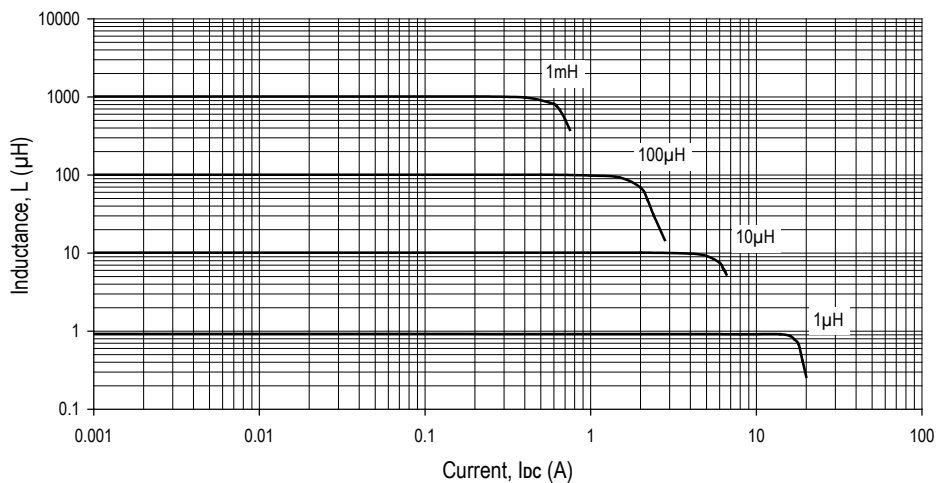
Peak reflow solder temperature	245°C
Pin finish	Tin

Specifications typical at T_A = 25°C

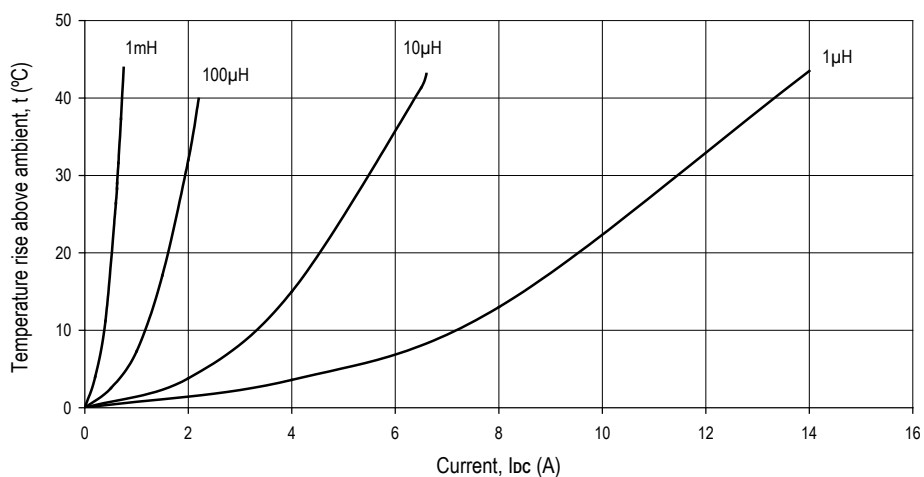
- 1 Maximum DC current occurs when either the inductance falls to 75% of its nominal value or when its temperature rise reaches 40°C, whichever is sooner.
- 2 For further information, please visit www.murata-ps.com/rohs



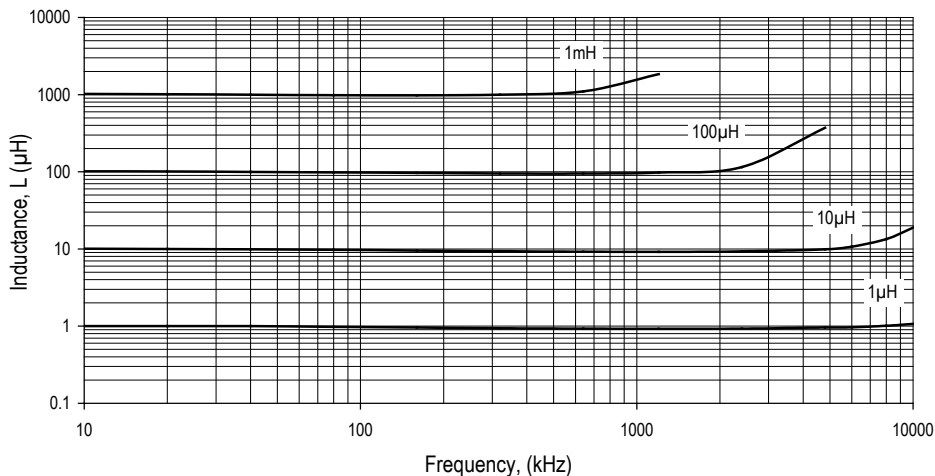
INDUCTANCE Vs CURRENT



TEMPERATURE Vs CURRENT

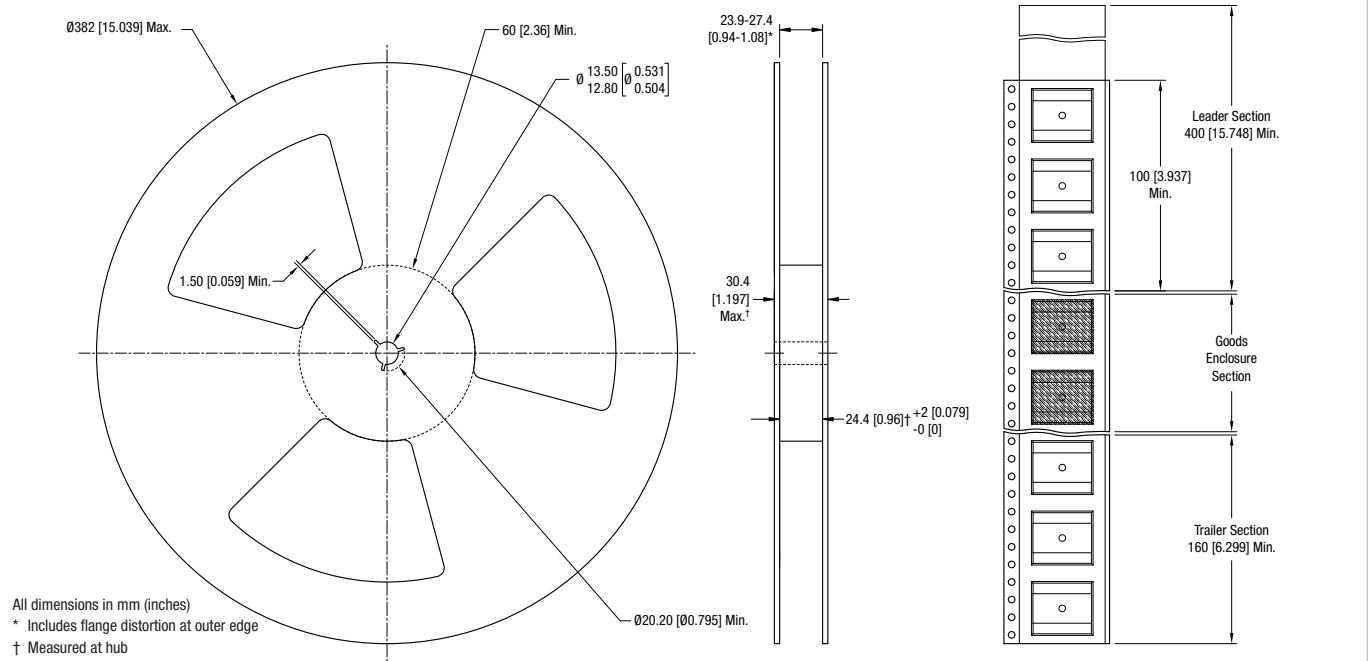


INDUCTANCE Vs FREQUENCY

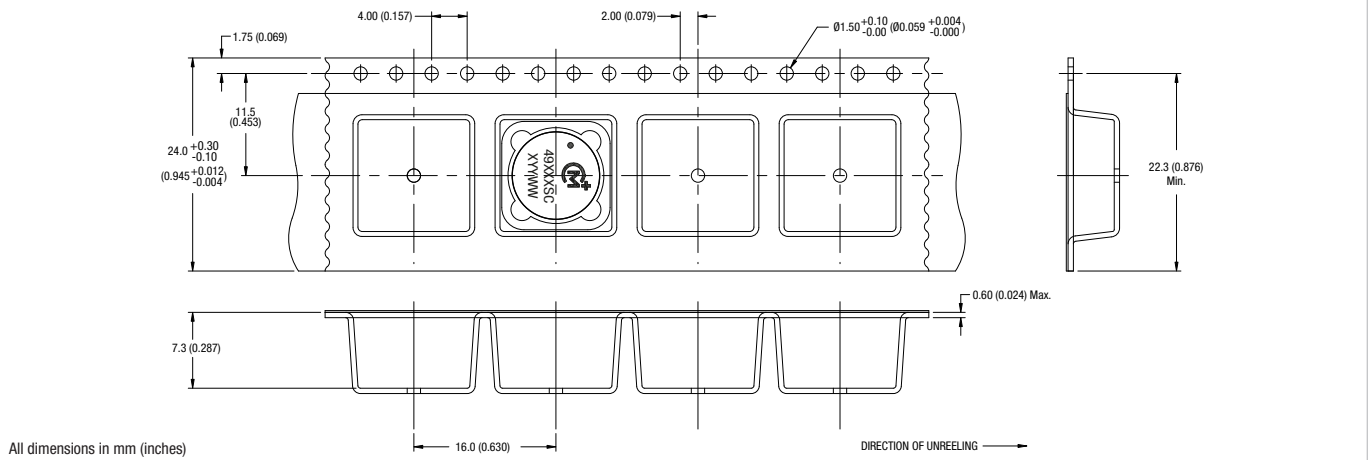


TAPE & REEL SPECIFICATIONS

REEL OUTLINE DIMENSIONS



TAPE OUTLINE DIMENSIONS



Murata Power Solutions, Inc.
 11 Cabot Boulevard, Mansfield, MA 02048-1151 U.S.A.
 ISO 9001 and 14001 REGISTERED

Murata Power Solutions, Inc. makes no representation that the use of its products in the circuits described herein, or the use of other technical information contained herein, will not infringe upon existing or future patent rights. The descriptions contained herein do not imply the granting of licenses to make, use, or sell equipment constructed in accordance therewith. Specifications are subject to change without notice.
 © 2017 Murata Power Solutions, Inc.