

**COOPER**

**Bussmann®**

Productivity Through Protection™

# Circuit Protection Solutions

## NH Low Voltage Fuse System





## NH DIN Low Voltage Fuse System from Cooper Bussmann

- High Breaking Capacity
- 400Vac, 500Vac and 690Vac
- Insulated Tag variants available
- Dual Indication
- VDE 0636 Part 1
- DIN 43 620 Parts 1 to 4 (Standard Dimensions)

### Product Range

Operating Class	Voltage	Indicator Type	Gripping Lugs Type	Current Rating	Fuse Size
gL - gG	400V	Dual	Non insulated	2 - 630A	000 - 3
			Insulated		
	500V	Dual	Non insulated	2 - 630A	000 - 3
			Insulated		
		Standard	Non insulated	500 - 1600A	4 - 4a
		Striker	Non insulated	500 - 1250A	4
690V	Dual	Non insulated	2 - 500A	000 - 3	
		Insulated			
aM	500V	Dual	Non insulated	2 - 630A	000 - 3
			Insulated		
	690V	Striker	Non insulated	63 - 630A	1 - 3
gTr	400V	Standard	Non insulated	50 - 1000A	2 - 4a

### PART NUMBER KEY

100	NH	G	000	B	I
CURRENT RATING	NH FUSE LINK	UTILISATION CLASS	BODY SIZE	BUSSMAN	INSULATED METAL GRIPPING LUGS

The Bussmann NH DIN low voltage fuse links are available at 400Vac, 500Vac and 690Vac and includes fuse links to DIN VDE 0636. All products are manufactured to the dimensional requirements of DIN 43 620.

#### Approvals

The NH DIN low voltage fuse system offered by Cooper Bussmann includes fuse links bearing the following symbols:



### NH DIN Fuse Links with Dual Indication

#### Cd/Pb-free

Cooper Bussmann is The Worlds ONLY true manufacturer of Cadmium and Lead free NH-dual indication fuse links in IEC utilisation Class gG/gL at 400V AC and 500V AC, including insulated metal gripping lug variants.

Cooper Bussmann is committed to a safer and friendly environment for everyone. For more information visit [www.cooperindustries.com](http://www.cooperindustries.com)






Cooper Bussmann is committed to the safe and effective recycling of ALL low voltage HRC fuse links, not just NH-fuse links.






The symbol Cooper Bussmann has adopted above is printed on all low voltage fuse links manufactured by Cooper Bussmann. HRC stands for High Rupturing Capacity, an industry recognised acronym for LV-HRC fuse links where the interrupt rating exceeds 100kA. For more information visit [www.cooperbussmann.com](http://www.cooperbussmann.com)

# NH Low Voltage Fuse System





400 Vac	Size	Rated Current (A)	gG - gL Dual Indicator		Pack Quantity
			voltage conducting metal gripping lugs	voltage-free metal gripping lugs	
	000	2	2NHG000B-400	2NHG000BI-400	3
		4	4NHG000B-400	4NHG000BI-400	3
		6	6NHG000B-400	6NHG000BI-400	3
		10	10NHG000B-400	10NHG000BI-400	3
		16	16NHG000B-400	16NHG000BI-400	3
		20	20NHG000B-400	20NHG000BI-400	3
		25	25NHG000B-400	25NHG000BI-400	3
		32	32NHG000B-400	32NHG000BI-400	3
		35	35NHG000B-400	35NHG000BI-400	3
		40	40NHG000B-400	40NHG000BI-400	3
		50	50NHG000B-400	50NHG000BI-400	3
		63	63NHG000B-400	63NHG000BI-400	3
	00	80	80NHG000B-400	80NHG000BI-400	3
		100	100NHG000B-400	100NHG000BI-400	3
	01	125	125NHG00B-400	125NHG00BI-400	3
		160	160NHG00B-400	160NHG00BI-400	3
		35	35NHG01B-400	35NHG01BI-400	3
		40	40NHG01B-400	40NHG01BI-400	3
50		50NHG01B-400	50NHG01BI-400	3	
63		63NHG01B-400	63NHG01BI-400	3	
1	80	80NHG01B-400	80NHG01BI-400	3	
	100	100NHG01B-400	100NHG01BI-400	3	
	125	125NHG01B-400	125NHG01BI-400	3	
	02	160	160NHG01B-400	160NHG01BI-400	3
		200	200NHG1B-400	200NHG1BI-400	3
		224	224NHG1B-400	224NHG1BI-400	3
	2	250	250NHG1B-400	250NHG1BI-400	3
		35	35NHG02B-400	35NHG02BI-400	3
		40	40NHG02B-400	40NHG02BI-400	3
		50	50NHG02B-400	50NHG02BI-400	3
		63	63NHG02B-400	63NHG02BI-400	3
		80	80NHG02B-400	80NHG02BI-400	3
		100	100NHG02B-400	100NHG02BI-400	3
		125	125NHG02B-400	125NHG02BI-400	3
		160	160NHG02B-400	160NHG02BI-400	3
3	200	200NHG02B-400	200NHG02BI-400	3	
	224	224NHG02B-400	224NHG02BI-400	3	
	250	250NHG02B-400	250NHG02BI-400	3	
03	315	315NHG2B-400	315NHG2BI-400	3	
	355	355NHG2B-400	355NHG2BI-400	3	
	400	400NHG2B-400	400NHG2BI-400	3	
3	250	250NHG03B-400	250NHG03BI-400	3	
	315	315NHG03B-400	315NHG03BI-400	3	
	355	355NHG03B-400	355NHG03BI-400	3	
3	400	400NHG03B-400	400NHG03BI-400	3	
	500	500NHG3B-400	500NHG3BI-400	3	
		630	630NHG3B-400	630NHG3BI-400	3

# NH Low Voltage Fuse System

500 Vac	Size	Rated Current (A)	gG - gL Dual Indicator		aM	Pack Quantity
			voltage conducting gripping lugs	voltage free metal gripping lugs	voltage conducting gripping lugs	
	000	2	2NHG000B	2NHG000BI	2NHC00M	3
		4	4NHG000B	4NHG000BI	4NHC00M	3
		6	6NHG000B	6NHG000BI	6NHC00M	3
		10	10NHG000B	10NHG000BI	10NHC00M	3
		16	16NHG000B	16NHG000BI	16NHC00M	3
		20	20NHG000B	20NHG000BI	20NHC00M	3
		25	25NHG000B	25NHG000BI	25NHC00M	3
		32	32NHG000B	32NHG000BI	32NHC00M	3
		35	35NHG000B	35NHG000BI	-	3
		40	40NHG000B	40NHG000BI	40NHC00M	3
	0	50	50NHG000B	50NHG000BI	50NHC00M	3
		63	63NHG000B	63NHG000BI	63NH00M	3
	01	80	80NHG000B	80NHG000BI	80NH00M	3
		100	100NHG000B	100NHG000BI	100NH00M	3
		125	125NHG000B	125NHG000BI	125NH00M	3
		160	160NHG000B	160NHG000BI	160NH00M	3
		10	10NHG01B	10NHG01BI	-	3
		16	16NHG01B	16NHG01BI	-	3
		20	20NHG01B	20NHG01BI	-	3
		25	25NHG01B	25NHG01BI	-	3
		32	32NHG01B	32NHG01BI	-	3
		35	35NHG01B	35NHG01BI	-	3
	1	40	40NHG01B	40NHG01BI	40NH1M	3
		50	50NHG01B	50NHG01BI	50NH1M	3
		63	63NHG01B	63NHG01BI	63NH1M	3
		80	80NHG01B	80NHG01BI	80NH1M	3
	2	100	100NHG01B	100NHG01BI	100NH1M	3
		125	125NHG01B	125NHG01BI	125NH1M	3
		160	160NHG01B	160NHG01BI	160NH1M	3
	02	200	200NHG1B	200NHG1BI	200NH1M	3
		224	224NHG1B	224NHG1BI	-	3
		250	250NHG1B	250NHG1BI	250NH1M	3
		35	35NHG02B	35NHG02BI	-	3
		40	40NHG02B	40NHG02BI	-	3
	3	50	50NHG02B	50NHG02BI	-	3
		63	63NHG02B	63NHG02BI	-	3
80		80NHG02B	80NHG02BI	-	3	
100		100NHG02B	100NHG02BI	100NH2M	3	
125		125NHG02B	125NHG02BI	125NH2M	3	
4	160	160NHG02B	160NHG02BI	160NH2M	3	
	200	200NHG02B	200NHG02BI	200NH2M	3	
	224	224NHG02B	224NHG02BI	-	3	
03	250	250NHG02B	250NHG02BI	250NH2M	3	
	315	315NHG2B	315NHG2BI	315NH2M	3	
	355	355NHG2B	355NHG2BI	355NH2M	3	
	400	400NHG2B	400NHG2BI	400NH2M	3	
	3	250	250NHG03B	250NHG03BI	-	3
315		315NHG03B	315NHG03BI	315NH3M	3	
355		355NHG03B	355NHG03BI	-	3	
400		400NHG03B	400NHG03BI	400NH3M	3	
4a	500	500NHG3B	500NHG3BI *	500NH3M	3	
	630	630NHG3B	630NHG3BI *	630NH3M	3	
standard indicator	500	500NH4G	-	-	1	
	630	630NH4G	-	-	1	
	800	800NH4G	-	-	1	
	1000	1000NH4G	-	-	1	
	1250	1250NH4G	-	-	1	
standard indicator	630	630NH4AG	-	-	1	
	800	800NH4AG	-	-	1	
	1000	1000NH4AG	-	-	1	
	1600	1600NH4AG	-	-	1	


\* Contact Cooper Bussmann for availability

# NH Low Voltage Fuse System


690 Vac	Size	Rated Current (A)	gG - gL Dual Indicator		aM Dual Indicator		Pack Quantity
			voltage conducting gripping lugs	voltage free metal gripping lugs	voltage conducting gripping lugs	voltage free metal gripping lugs	
	000	2	2NHG000B-690	2NHG000BI-690	-	-	3
		4	4NHG000B-690	4NHG000BI-690	-	-	3
		6	6NHG000B-690	6NHG000BI-690	6NHM000B-690	6NHM000BI-690	3
		10	10NHG000B-690	10NHG000BI-690	10NHM000B-690	10NHM000BI-690	3
		16	16NHG000B-690	16NHG000BI-690	16NHM000B-690	16NHM000BI-690	3
		20	20NHG000B-690	20NHG000BI-690	20NHM000B-690	20NHM000BI-690	3
		25	25NHG000B-690	25NHG000BI-690	25NHM000B-690	25NHM000BI-690	3
		32	32NHG000B-690	32NHG000BI-690	32NHM000B-690	32NHM000BI-690	3
		35	35NHG000B-690	35NHG000BI-690	35NHM000B-690	35NHM000BI-690	3
		40	40NHG000B-690	40NHG000BI-690	40NHM000B-690	40NHM000BI-690	3
00	00	50	50NHG00B-690	50NHG00BI-690	50NHM00B-690	50NHM00BI-690	3
		63	63NHG00B-690	63NHG00BI-690	63NHM00B-690	63NHM00BI-690	3
		80	80NHG00B-690	80NHG00BI-690	80NHM00B-690	80NHM00BI-690	3
		100	100NHG00B-690	100NHG00BI-690	100NHM00B-690	100NHM00BI-690	3
0	0	6	6NHG0B-690	-	6NHM0B-690	-	3
		10	10NHG0B-690	-	10NHM0B-690	-	3
		16	16NHG0B-690	-	16NHM0B-690	-	3
		20	20NHG0B-690	-	20NHM0B-690	-	3
		25	25NHG0B-690	-	25NHM0B-690	-	3
		32	32NHG0B-690	-	32NHM0B-690	-	3
		35	35NHG0B-690	-	35NHM0B-690	-	3
		40	40NHG0B-690	-	40NHM0B-690	-	3
		50	50NHG0B-690	-	50NHM0B-690	-	3
		63	63NHG0B-690	-	63NHM0B-690	-	3
80	80NHG0B-690	-	80NHM0B-690	-	3		
100	100NHG0B-690	-	100NHM0B-690	-	3		
1	1	50	50NHG1B-690	50NHG1BI-690	-	-	3
		63	63NHG1B-690	63NHG1BI-690	63MHM1B-690	63NHM1BI-690	3
		80	80NHG1B-690	80NHG1BI-690	80MHM1B-690	80NHM1BI-690	3
		100	100NHG1B-690	100NHG1BI-690	100NHM1B-690	100NHM1BI-690	3
		125	125NHG1B-690	125NHG1BI-690	125NHM1B-690	125NHM1BI-690	3
		160	160NHG1B-690	160NHG1BI-690	160NHM1B-690	160NHM1BI-690	3
		200	200NHG1B-690	200NHG1BI-690	200NHM1B-690	200NHM1BI-690	3
		224	-	-	224NHM1B-690	224NHM1BI-690	3
250	-	-	250NHM1B-690	250NHM1BI-690	3		
2	2	63	63NHG2B-690	63NHG2BI-690	-	-	3
		80	80NHG2B-690	80NHG2BI-690	-	-	3
		100	100NHG2B-690	100NHG2BI-690	-	-	3
		125	125NHG2B-690	125NHG2BI-690	125NHM2B-690	125NHM2BI-690	3
		160	160NHG2B-690	160NHG2BI-690	160NHM2B-690	160NHM2BI-690	3
		200	200NHG2B-690	200NHG2BI-690	200NHM2B-690	200NHM2BI-690	3
		224	224NHG2B-690	224NHG2BI-690	224NHM2B-690	224NHM2BI-690	3
		250	250NHG2B-690	250NHG2BI-690	250NHM2B-690	250NHM2BI-690	3
		315	315NHG2B-690	315NHG2BI-690	315NHM2B-690	315NHM2BI-690	3
		355	-	-	355NHM2B-690	355NHM2BI-690	3
400	-	-	400NHM2B-690	400NHM2BI-690	3		
3	3	250	250NHG3B-690	250NHG3BI-690	-	-	3
		315	315NHG3B-690	315NHG3BI-690	315NHM3B-690	315NHM3BI-690	3
		355	355NHG3B-690	355NHG3BI-690	355NHM3B-690	355NHM3BI-690	3
		400	400NHG3B-690	400NHG3BI-690	400NHM3B-690	400NHM3BI-690	3
		500	500NHG3B-690	500NHG3BI-690	500NHM3B-690	500NHM3BI-690	3
630	-	-	630NHM3B-690	630NHM3BI-690	3		
	2	63	63NHG2B-690	63NHG2BI-690	-	-	3
		80	80NHG2B-690	80NHG2BI-690	-	-	3
		100	100NHG2B-690	100NHG2BI-690	-	-	3
		125	125NHG2B-690	125NHG2BI-690	125NHM2B-690	125NHM2BI-690	3
		160	160NHG2B-690	160NHG2BI-690	160NHM2B-690	160NHM2BI-690	3
		200	200NHG2B-690	200NHG2BI-690	200NHM2B-690	200NHM2BI-690	3
		224	224NHG2B-690	224NHG2BI-690	224NHM2B-690	224NHM2BI-690	3
		250	250NHG2B-690	250NHG2BI-690	250NHM2B-690	250NHM2BI-690	3
		315	315NHG2B-690	315NHG2BI-690	315NHM2B-690	315NHM2BI-690	3
		355	-	-	355NHM2B-690	355NHM2BI-690	3
400	-	-	400NHM2B-690	400NHM2BI-690	3		

## NH Low Voltage Fuse System

### 400V gTR - Protection of Transformers

400 Vac	Size	Nominal Rating of Transformer (kVA)	Rated Current (I <sub>rat</sub> )	gTr standard indicator	Pack Quantity
				voltage conducting metal gripping lugs	
	<b>2</b>	50	72	50NH2GTr	3
		75	108	75NH2GTr	3
		100	144	100NH2GTr	3
		125	180	125NH2GTr	3
		160	231	160NH2GTr	3
		200	289	200NH2GTr	3
		250	361	250NH2GTr	3
	<b>3</b>	50	72	50NH3GTr	3
		75	108	75NH3GTr	3
		100	144	100NH3GTr	3
		125	180	125NH3GTr	3
		160	231	160NH3GTr	3
		200	289	200NH3GTr	3
		250	361	250NH3GTr	3
		315	455	315NH3GTr	3
		400	577	400NH3GTr	3
		500	722	500NH3GTr	3
	<b>4a</b>	630	909	630NH3GTr	3
		100	144	100NH4GTr	3
		125	180	125NH4GTr	3
		160	231	160NH4GTr	3
		200	289	200NH4GTr	3
		250	361	250NH4GTr	3
		315	455	315NH4GTr	3
		400	577	400NH4GTr	3
		500	722	500NH4GTr	3
		630	909	630NH4GTr	3
800	1155	800NH4GTr	3		
1000	1443	1000NH4GTr	3		


### 500-690V gG/aM - Fuses with Striker

	Size	Rated Current (A)	Voltage (Vac)	gG - gL	aM	Pack Quantity
				voltage conducting metal gripping lugs	voltage conducting metal gripping lugs	
	<b>1</b>	63	690	63NHG1BS-690	63NHM1BS-690	3
		80		80NHG1BS-690	80NHM1BS-690	3
		100		100NHG1BS-690	100NHM1BS-690	3
		125		125NHG1BS-690	125NHM1BS-690	3
		160		160NHG1BS-690	160NHM1BS-690	3
		200		200NHG1BS-690	200NHM1BS-690	3
		224		-	224NHM1BS-690	3
	250	-	250NHM1BS-690	3		
	<b>2</b>	125	690	125NHG2BS-690	125NHM2BS-690	3
		160		160NHG2BS-690	160NHM2BS-690	3
		200		200NHG2BS-690	200NHM2BS-690	3
		224		224NHG2BS-690	224NHM2BS-690	3
		250		250NHG2BS-690	250NHM2BS-690	3
		315		315NHG2BS-690	315NHM2BS-690	3
355		-		355NHM2BS-690	3	
400	-	400NHM2BS-690	3			
<b>3</b>	315	690	315NHG3BS-690	-	3	
	355		355NHG3BS-690	-	3	
	400		400NHG3BS-690	400NHM3BS-690	3	
	500		500NHG3BS-690	500NHM3BS-690	3	
	630		-	630NHM3BS-690	3	
<b>4</b>	500	500	500NH4G-S	-	3	
	630		630NH4G-S	-	3	
	800		800NH4G-S	-	3	
	1000		1000NH4G-S	-	3	
	1250		1250NH4G-S	-	3	



### Fuses Bases and Accessories

- Available in multiple pole configurations for sizes 000 to 4 to DIN 43 620 & IEC60269-2-1
- Rated current range is 160A to 1250A
- Thermoplastic base resistant to high temperature and self-extinguishable
- Ceramic fuse bases also available
- Silver plated contacts with high-contact pressure springs
- Fixation by DIN rail or screw
- Accessories include separating plates, terminal covers and fuse covers allowing IP-20 protection



### Fuse Rails

- Available in Sizes 000 to 3 to IEC60269, DIN VDE 57 636 Part 21
- Rated current range is 160A to 630A
- Thermostable reinforced polyester; self-extinguishable
- Electrolytic copper contacts and busbars
- Stainless steel contact springs
- Protection level of IP-20



### Fuse Switch Disconnectors

- Available for size 000 to 3 to DIN VDE 0660 Part 107 IEC60947-3
- Rated current range is 160A to 1250A
- For use with Class gG and aM fuse links DIN 43 620
- Horizontal and Vertical style fuse switch Disconnectors
- 3-Pole and 1-Pole switchable

# Cooper Bussmann Products And Technical Support Delivered Worldwide

## Customer Assistance

### Customer Satisfaction Team

The Cooper Bussmann Customer Satisfaction Team is available to answers questions regarding Bussmann® products and services.

Contact should be made between  
Monday - Friday 7:30 a.m. – 5:30 p.m GMT.

### The Customer Satisfaction Team can be reached via:

- Phone: 00 44 (0) 1509 882 600
- Fax: 00 44 (0) 1509 882 786
- E-mail: sales@cooperbussmann.co.uk

### Application Engineering

Application Engineering assistance is available to all customers. The Application Engineering team is staffed by degreed electrical engineers and available by phone with technical and application support Monday - Friday 8.30am - 4.30pm GMT.

### Application Engineering can be reached via:

- Phone: 00 44 (0) 1509 882 699
- Fax: 00 44 (0) 1509 882 794
- E-mail: technical@cooperbussmann.co.uk

## Web Services

[www.cooperbussmann.com](http://www.cooperbussmann.com)

The Cooper Bussmann website makes available free information and other resoures that include:

- Product Data Sheets for complete technical information on Busmann products
- Online catalogue for the latest United States and European catalogues
- Safety BASICS™ for the essentials of electrical safety
- Training Modules for increasing skill levels of customers and end users
- Fuse Cross Reference to find the correct Bussmann replacement for a competitive fuse
- Arc-Flash calculator to determine the incident energy level and flash protection boundry along with the recommendations the level of Personal Protective Equipment (PPE)

---

Your Authorised Cooper Bussmann Distributor is:



**COOPER** Lighting



**COOPER** Crouse-Hinds



**COOPER** Power Systems



**COOPER** Wiring Devices



**COOPER** B-Line



Cooper Bussmann (UK) Ltd | Burton-on-the-Wolds | Leicestershire | LE12 5TH UK

Tel: 44 (0)1509 882 737 | Fax: 44 (0)1509 882 786

Email: sales@cooperbussmann.co.uk | [www.cooperbussmann.co.uk](http://www.cooperbussmann.co.uk)



Reorder # NHSF -2006