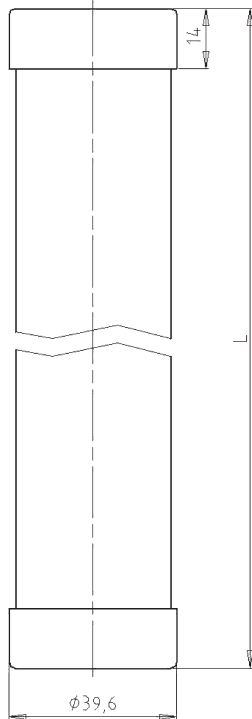



**10/24 kV** L = 340 mm



**Einsatz / Application**

Für den Schutz von Spannungswandlern / For voltage transformer protection

**Verpackung / Packing** 1 Stück / 1 piece

Betriebsklasse / Class <b>Teilbereich / Back-up</b>	<b>Werksnorm</b>	<b>Company Standard</b>
--	------------------	-------------------------

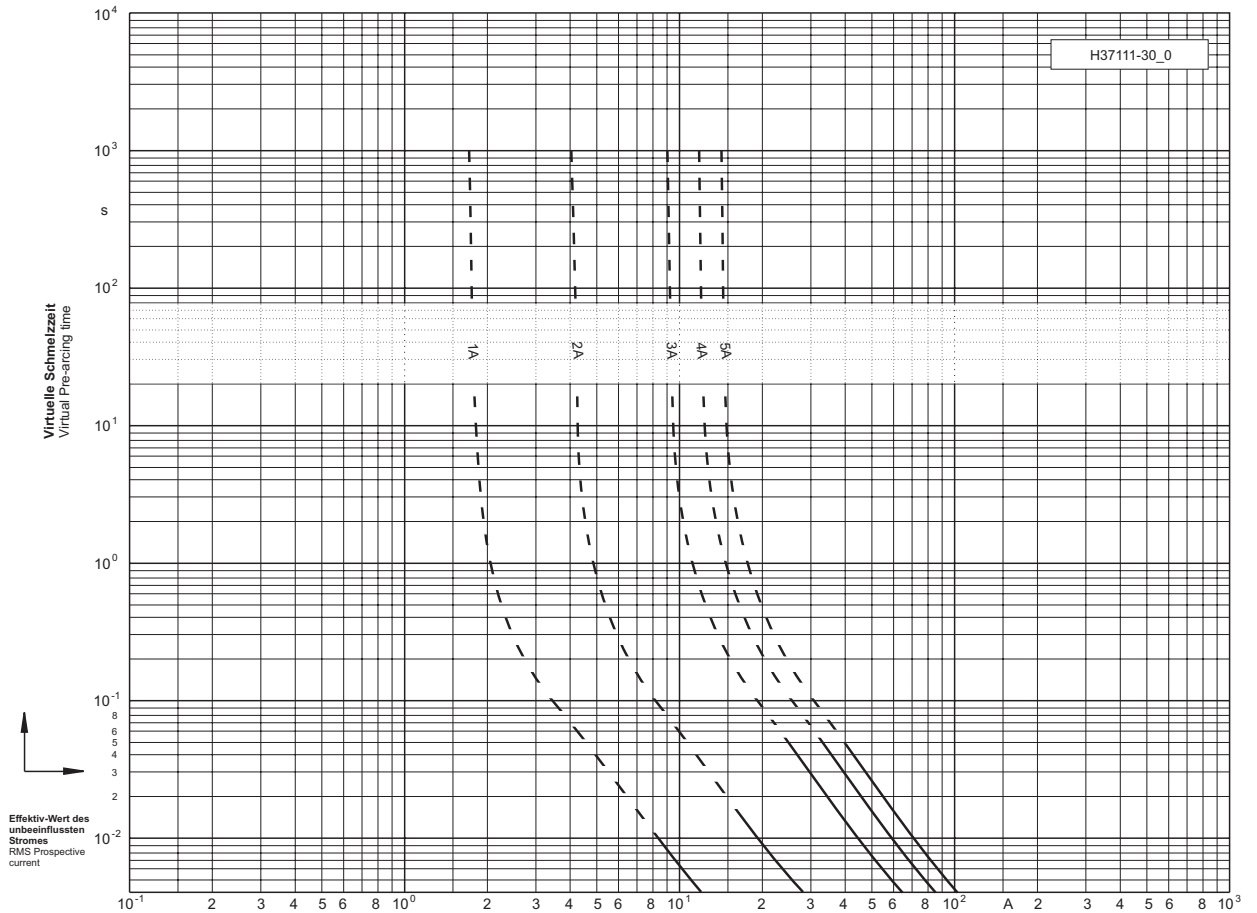
Bemessungs- spannung Rated Voltage	Artikel Article	Bemessungsstrom Rated Current	Länge L Length L	Durchmesser D Diameter D
kV		A	mm	mm
10/24	30 374 11	1 - 5	340	39,6

Bemessungs- strom Rated Current	Artikel Nr. Article No.	Gewicht Weight	Bemessungs- ausschaltstrom Rated Breaking Current - I <sub>1</sub>	Minimaler Ausschaltstrom Min. Breaking Current - I <sub>3</sub>	Schmelzintegral Pre-Arcing- I <sup>2</sup> t-Value	Ausschaltintegral Total I <sup>2</sup> t-Value	Leistungsabgabe Power Loss
A		kg/1	kA	A	A <sup>2</sup> s	A <sup>2</sup> s	W
1	30 374 11.1	1,1	63	8	0,6	1,9	9
2	30 374 11.2	1,1	63	16	3,2	9,9	15
3	30 374 11.3	1,1	63	24	16,1	47,8	17
4	30 374 11.4	1,1	63	32	28,9	85,3	26
5	30 374 11.5	1,1	63	40	40,9	120,7	31

**10/24 kV** L = 340 mm



**Zeit/Strom-Kennlinie**  
Time-current characteristic



**Durchlass-Strom**  
Cut-off current

