

ALUMINUM ELECTROLYTIC CAPACITORS




HM Low Impedance,
For PC motherboard
series



- Lower impedance than HD, HC series.
- Compliant to the RoHS directive (2002/95/EC).

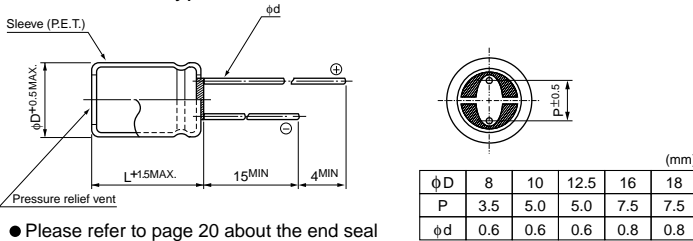
Products which are scheduled to be discontinued.
Not recommended for new designs



Specifications

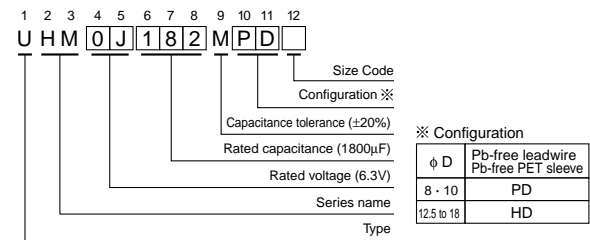
Item	Performance Characteristics				
Category Temperature Range	-40 to +105°C				
Rated Voltage Range	6.3 to 16V				
Rated Capacitance Range	330 to 12000μF				
Capacitance Tolerance	±20% (120Hz, 20°C)				
Leakage Current	After 2 minutes' application of rated voltage, leakage current is less than 0.03CV				
Tangent of loss angle (tan δ)	For capacitance of more than 1000μF, add 0.02 for every increase of 1000μF				
	Rated voltage (V)	6.3	10	16	120Hz 20°C
Stability at Low Temperature	tan δ (MAX.)	0.22	0.19	0.16	
	Rated voltage (V)	6.3	10	16	120Hz
Endurance	Impedance ratio ZT / Z20 (MAX.)	Z-40°C / Z+20°C	3	3	3
	The specifications listed at right shall be met when the capacitors are restored to 20°C after D.C. bias plus rated ripple current is applied for 2000 hours at 105°C, the peak voltage shall not exceed the rated voltage.		Capacitance change	Within ±25% of the initial capacitance value	
Marking	Printed with white color letter on black sleeve.	tan δ	200% or less than the initial specified value		
		Leakage current	Less than or equal to the initial specified value		

Radial Lead Type



- Please refer to page 20 about the end seal configuration.

Type numbering system (Example : 6.3V 1800μF)



Standard Ratings

Cap. (μF)	V (Code)	Item Code	6.3 (0J)			10 (1A)			16 (1C)		
			Case size φD × L (mm)	Impedance (mΩ) MAX. 20°C / 100kHz	Rated ripple (mArms) 105°C / 100kHz	Case size φD × L (mm)	Impedance (mΩ) MAX. 20°C / 100kHz	Rated ripple (mArms) 105°C / 100kHz	Case size φD × L (mm)	Impedance (mΩ) MAX. 20°C / 100kHz	Rated ripple (mArms) 105°C / 100kHz
330	331										
470	471				8 × 11.5	30	1140	8 × 11.5	30	1140	
560	561		8 × 11.5	30	1140			▲ 10 × 12.5	25	1540	
680	681				8 × 11.5	30	1140	10 × 12.5	25	1540	
					▲ 10 × 12.5	25	1540	▲ 8 × 15	28	1490	
820	821		8 × 11.5	30	1140			● 8 × 20	18	1870	
								○ 10 × 16	18	2000	
1000	102		8 × 15	28	1490	10 × 12.5	25	1540	10 × 16	18	2000
			▲ 10 × 12.5	25	1540	▲ 8 × 15	28	1490	▲ 8 × 20	18	1870
			● 8 × 11.5	30	1140	● 10 × 16	18	2000	● 10 × 20	13	2550
1200	122		8 × 15	28	1490						
			10 × 12.5	25	1540	10 × 16	18	2000			
1500	152		▲ 8 × 20	16	1950	▲ 8 × 20	18	1870	10 × 20	13	2550
			● 10 × 16	18	2000						
1800	182		10 × 16	19	2000	10 × 20	13	2550	10 × 25	12	2800
			▲ 8 × 20	16	1950				▲ 12.5 × 20	11	2800
2200	222		10 × 20	13	2550						
			▲ 8 × 20	16	1950	10 × 25	12	2800			
2700	272		● 10 × 16	18	2000						
			10 × 20	13	2550	12.5 × 20	11	3000	12.5 × 25	10	2900
3300	332		10 × 25	12	2800						
			▲ 12.5 × 20	11	3000	12.5 × 25	10	2900	16 × 25	9	3070
5600	562		○ 10 × 20	13	2550						
			12.5 × 25	10	2900				18 × 25	8	3250
6800	682				16 × 25	9	3070				
8200	822				18 × 25	8	3250				
12000	123		18 × 25	8	3250						

Please refer to page 20, 21, 22 about the formed or taped product spec.
Please refer to page 4 for the minimum order quantity.

- ▲ : In this case, [6] will be put at 12th digit of type numbering system.
- : In this case, [3] will be put at 12th digit of type numbering system.
- : In this case, [9] will be put at 12th digit of type numbering system.

CAT.8100A-1