


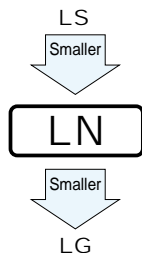
ALUMINUM ELECTROLYTIC CAPACITORS

LN series Snap-in Terminal Type, Smaller-Sized



- Withstanding 2000 hours application of rated ripple current at 85°C.
- One rank smaller case sized than LS series.
- Adapted to the RoHS directive (2002/95/EC).

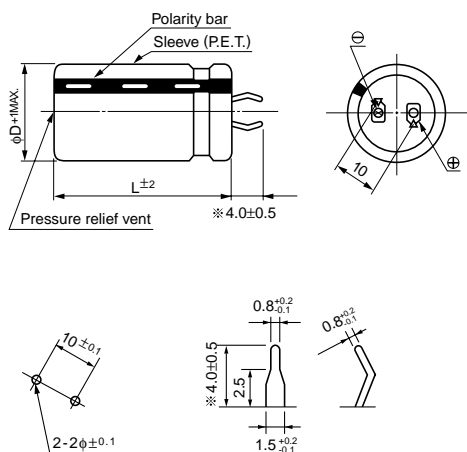
Products which are scheduled to discontinue.
Not recommended for new designs



Specifications

Item	Performance Characteristics				
Category Temperature Range	- 40 to + 85°C (160 to 250V), - 25 to + 85°C (400 to 450V)				
Rated Voltage Range	160 to 450V				
Rated Capacitance Range	68 to 3900μF				
Capacitance Tolerance	±20% at 120Hz, 20°C				
Leakage Current	$I \leq 3\sqrt{CV}$ (μA) (After 5 minutes' application of rated voltage) [C : Rated Capacitance (μF) V : Voltage (V)]				
tan δ	Rated voltage (V)	160 to 400	450	Measurement frequency : 120Hz, Temperature : 20°C	
	tan δ (MAX.)	0.15	0.20		
Stability at Low Temperature	Rated voltage(V)		160 to 250	350 to 450	Measurement frequency : 120Hz
	Impedance ratio ZT/Z20 (MAX.)	Z - 25°C/Z+20°C	4	8	
Endurance	After an application of DC voltage (in the range of rated DC voltage even after over-lapping the specified ripple current) for 2000 hours at 85°C, capacitors meet the characteristic requirements listed at right.			Capacitance change	Within ±20% of initial value
				tan δ	200% or less of initial specified value
				Leakage current	Initial specified value or less
Shelf Life	After storing the capacitors under no load at 85°C for 1000 hours, and after performing voltage treatment based on JIS C 5101-4 clause 4.1 at 20°C, they will meet the characteristic requirements listed at right.			Capacitance change	Within ±20% of initial value
				tan δ	200% or less of initial specified value
				Leakage current	Initial specified value or less
Marking	Printed with white color letter on black sleeve.				

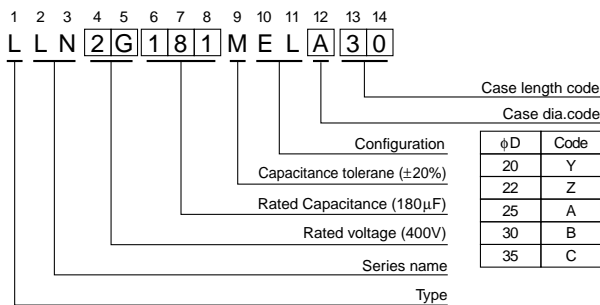
Drawing



(PC board hole dimensions) (Terminal dimensions)

* The other terminal is also available upon request.
Please refer to page 263 for schematic of dimensions.

Type numbering system (Example : 400V 180μF)



Minimum order quantity : 50pcs.

● Dimension table in next page.



■ Dimensions

160V (2C)					
Cap. (μF)	Size φD × L(mm)	Rated ripple (mA)	tan δ	Leakage Current (mA)	Code
390	20 × 25	1190	0.15	0.74	LLN2C391MELY25
470	20 × 30	1760	0.15	0.82	LLN2C471MELY30
	22 × 25	1760	0.15	0.82	LLN2C471MELZ25
560	20 × 30	2250	0.15	0.89	LLN2C561MELY30
	22 × 25	2250	0.15	0.89	LLN2C561MELZ25
680	20 × 35	2500	0.15	0.98	LLN2C681MELY35
	22 × 30	2500	0.15	0.98	LLN2C681MELZ30
	25 × 25	2500	0.15	0.98	LLN2C681MELA25
820	20 × 40	2750	0.15	1.08	LLN2C821MELY40
	22 × 35	2750	0.15	1.08	LLN2C821MELZ35
	25 × 30	2750	0.15	1.08	LLN2C821MELA30
1000	22 × 40	3000	0.15	1.20	LLN2C102MELZ40
	25 × 30	3000	0.15	1.20	LLN2C102MELA30
	30 × 25	3000	0.15	1.20	LLN2C102MELB25
1200	22 × 45	3250	0.15	1.31	LLN2C122MELZ45
	25 × 35	3250	0.15	1.31	LLN2C122MELA35
	30 × 30	3250	0.15	1.31	LLN2C122MELB30
1500	25 × 45	3730	0.15	1.46	LLN2C152MELA45
	30 × 35	3730	0.15	1.46	LLN2C152MELB35
1800	25 × 50	4200	0.15	1.60	LLN2C182MELA50
	30 × 35	4200	0.15	1.60	LLN2C182MELB35
	35 × 30	4200	0.15	1.60	LLN2C182MELC30
2200	30 × 45	4780	0.15	1.77	LLN2C222MELB45
	35 × 35	4780	0.15	1.77	LLN2C222MELC35
2700	30 × 50	5450	0.15	1.97	LLN2C272MELB50
	35 × 40	5450	0.15	1.97	LLN2C272MELC40
3300	35 × 45	5750	0.15	2.17	LLN2C332MELC45
3900	35 × 50	6000	0.15	2.36	LLN2C392MELC50

200V (2D)					
Cap. (μF)	Size φD × L(mm)	Rated ripple (mA)	tan δ	Leakage Current (mA)	Code
330	20 × 25	1440	0.15	0.77	LLN2D331MELY25
390	20 × 30	1660	0.15	0.83	LLN2D391MELY30
	22 × 25	1680	0.15	0.83	LLN2D391MELZ25
470	20 × 35	2030	0.15	0.91	LLN2D471MELY35
	22 × 30	1970	0.15	0.91	LLN2D471MELZ30
	25 × 25	1950	0.15	0.91	LLN2D471MELA25
560	22 × 30	2430	0.15	1.00	LLN2D561MELZ30
	25 × 25	2430	0.15	1.00	LLN2D561MELA25
680	22 × 35	2680	0.15	1.10	LLN2D681MELZ35
	25 × 30	2680	0.15	1.10	LLN2D681MELA30
	30 × 25	2680	0.15	1.10	LLN2D681MELB25
820	22 × 40	2930	0.15	1.21	LLN2D821MELZ40
	25 × 35	2930	0.15	1.21	LLN2D821MELA35
	30 × 25	2930	0.15	1.21	LLN2D821MELB25
1000	25 × 40	3250	0.15	1.34	LLN2D102MELA40
	30 × 30	3250	0.15	1.34	LLN2D102MELB30
	35 × 25	3250	0.15	1.34	LLN2D102MELC25
1200	25 × 45	3500	0.15	1.46	LLN2D122MELA45
	30 × 35	3610	0.15	1.46	LLN2D122MELB35
	35 × 30	3570	0.15	1.46	LLN2D122MELC30
1500	25 × 50	3870	0.15	1.64	LLN2D152MELA50
	30 × 40	3870	0.15	1.64	LLN2D152MELB40
	35 × 30	3870	0.15	1.64	LLN2D152MELC30
1800	30 × 45	4320	0.15	1.80	LLN2D182MELB45
	35 × 35	4320	0.15	1.80	LLN2D182MELC35
2200	30 × 50	4920	0.15	1.98	LLN2D222MELB50
	35 × 40	4920	0.15	1.98	LLN2D222MELC40
2700	35 × 50	5450	0.15	2.20	LLN2D272MELC50

250V (2E)					
Cap. (μF)	Size φD × L(mm)	Rated ripple (mA)	tan δ	Leakage Current (mA)	Code
220	20 × 25	1230	0.15	0.70	LLN2E221MELY25
270	22 × 25	1310	0.15	0.77	LLN2E271MELZ25
330	22 × 30	1750	0.15	0.86	LLN2E331MELZ30
390	22 × 30	1910	0.15	0.93	LLN2E391MELZ30
	25 × 25	1910	0.15	0.93	LLN2E391MELA25
470	22 × 35	2110	0.15	1.02	LLN2E471MELZ35
	25 × 30	2110	0.15	1.02	LLN2E471MELA30
	22 × 40	2250	0.15	1.12	LLN2E561MELZ40
560	25 × 30	2250	0.15	1.12	LLN2E561MELA30
	30 × 25	2250	0.15	1.12	LLN2E561MELB25
680	22 × 45	2500	0.15	1.23	LLN2E681MELZ45
	25 × 35	2500	0.15	1.23	LLN2E681MELA35
	30 × 30	2500	0.15	1.23	LLN2E681MELB30
820	22 × 50	2770	0.15	1.35	LLN2E821MELZ50
	25 × 40	2770	0.15	1.35	LLN2E821MELA40
	30 × 30	2770	0.15	1.35	LLN2E821MELB30
	35 × 25	2770	0.15	1.35	LLN2E821MELC25
1000	25 × 50	3320	0.15	1.50	LLN2E102MELA50
	30 × 35	3320	0.15	1.50	LLN2E102MELB35
	35 × 30	3320	0.15	1.50	LLN2E102MELC30
1200	30 × 40	3840	0.15	1.64	LLN2E122MELB40
	35 × 35	3840	0.15	1.64	LLN2E122MELC35
1500	30 × 50	4250	0.15	1.83	LLN2E152MELB50
	35 × 40	4250	0.15	1.83	LLN2E152MELC40
1800	35 × 45	4550	0.15	2.01	LLN2E182MELC45

400V (2G)					
Cap. (μF)	Size φD × L(mm)	Rated ripple (mA)	tan δ	Leakage Current (mA)	Code
82	20 × 25	800	0.15	0.54	LLN2G820MELY25
100	20 × 25	940	0.15	0.60	LLN2G101MELY25
120	20 × 30	1080	0.15	0.65	LLN2G121MELY30
	22 × 25	1080	0.15	0.65	LLN2G121MELZ25
150	20 × 35	1210	0.15	0.73	LLN2G151MELY35
	22 × 30	1210	0.15	0.73	LLN2G151MELZ30
	25 × 25	1210	0.15	0.73	LLN2G151MELA25
180	20 × 40	1450	0.15	0.80	LLN2G181MELY40
	22 × 35	1450	0.15	0.80	LLN2G181MELZ35
	25 × 30	1450	0.15	0.80	LLN2G181MELA30
220	22 × 40	1580	0.15	0.88	LLN2G221MELZ40
	25 × 30	1580	0.15	0.88	LLN2G221MELA30
	30 × 25	1580	0.15	0.88	LLN2G221MELB25
270	22 × 45	1670	0.15	0.98	LLN2G271MELZ45
	25 × 35	1670	0.15	0.98	LLN2G271MELA35
	30 × 25	1670	0.15	0.98	LLN2G271MELB25
330	22 × 50	1900	0.15	1.08	LLN2G331MELZ50
	25 × 40	1900	0.15	1.08	LLN2G331MELA40
	30 × 30	1900	0.15	1.08	LLN2G331MELB30
	35 × 25	1900	0.15	1.08	LLN2G331MELC25
390	25 × 45	2130	0.15	1.18	LLN2G391MELA45
	30 × 35	2130	0.15	1.18	LLN2G391MELB35
	35 × 30	2130	0.15	1.18	LLN2G391MELC30
470	30 × 40	2390	0.15	1.30	LLN2G471MELB40
	35 × 30	2390	0.15	1.30	LLN2G471MELC30
560	30 × 45	2690	0.15	1.41	LLN2G561MELB45
	35 × 35	2690	0.15	1.41	LLN2G561MELC35
680	30 × 50	2960	0.15	1.56	LLN2G681MELB50
	35 × 40	2960	0.15	1.56	LLN2G681MELC40
820	35 × 45	3250	0.15	1.71	LLN2G821MELC45

Rated Ripple (mArms) at 85°C 120Hz

CAT.8100W

■ Dimensions

450V (2W)					
Cap. (μ F)	Size ϕ D \times L(mm)	Rated ripple (mA)	$\tan \delta$	Leakage Current (mA)	Code
68	20 \times 25	660	0.20	0.52	LLN2W680MELY25
82	20 \times 25	830	0.20	0.57	LLN2W820MELY25
100	20 \times 30	930	0.20	0.63	LLN2W101MELY30
	22 \times 25	930	0.20	0.63	LLN2W101MELZ25
120	20 \times 35	1040	0.20	0.69	LLN2W121MELY35
	22 \times 30	1040	0.20	0.69	LLN2W121MELZ30
	25 \times 25	1040	0.20	0.69	LLN2W121MELA25
150	20 \times 40	1290	0.20	0.77	LLN2W151MELY40
	22 \times 35	1290	0.20	0.77	LLN2W151MELZ35
	25 \times 30	1290	0.20	0.77	LLN2W151MELA30
180	22 \times 40	1400	0.20	0.85	LLN2W181MELZ40
	25 \times 30	1400	0.20	0.85	LLN2W181MELA30
	30 \times 25	1400	0.20	0.85	LLN2W181MELB25
220	22 \times 45	1660	0.20	0.94	LLN2W221MELZ45
	25 \times 35	1660	0.20	0.94	LLN2W221MELA35
	30 \times 30	1660	0.20	0.94	LLN2W221MELB30
270	22 \times 50	1810	0.20	1.04	LLN2W271MELZ50
	25 \times 40	1810	0.20	1.04	LLN2W271MELA40
	30 \times 30	1810	0.20	1.04	LLN2W271MELB30
	35 \times 25	1810	0.20	1.04	LLN2W271MELC25
330	25 \times 50	2100	0.20	1.15	LLN2W331MELA50
	30 \times 35	2100	0.20	1.15	LLN2W331MELB35
	35 \times 30	2100	0.20	1.15	LLN2W331MELC30
390	30 \times 40	2320	0.20	1.25	LLN2W391MELB40
	35 \times 35	2320	0.20	1.25	LLN2W391MELC35
470	30 \times 45	2660	0.20	1.37	LLN2W471MELB45
	35 \times 40	2660	0.20	1.37	LLN2W471MELC40
560	35 \times 45	2820	0.20	1.50	LLN2W561MELC45
680	35 \times 50	3000	0.20	1.65	LLN2W681MELC50

Rated Ripple (mArms) at 85°C 120Hz

● Frequency coefficient of rated ripple current

Frequency (Hz)		50	60	120	300	1k	10k	50k or more
Coeff	160 to 250V	0.81	0.85	1.00	1.17	1.32	1.45	1.50
	400 to 450V	0.77	0.82	1.00	1.16	1.30	1.41	1.43