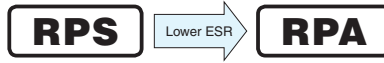


# RPS / RPA

Standard  
(φ6.3, φ8, φ10)

# FPCAP Expanded

- High voltage (to 63V), Low ESR, High ripple current.
- Load life of 2000 hours at 105°C.
- SMD type : Lead free reflow soldering condition at 260°C peak correspondence.
- Compliant to the RoHS directive (2011/65/EU).



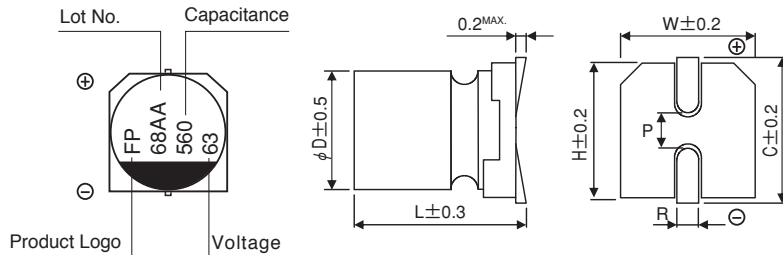
## Specifications

Item	Performance Characteristics	
Category Temperature Range	-55 to +105°C	
Rated Voltage Range	2.5 to 63V	
Rated Capacitance Range	8.2 to 1500μF	
Capacitance Tolerance	±20% at 120Hz, 20°C	
Tangent of loss angle (tan δ)	Less than or equal to the specified value at 120Hz, 20°C	
ESR (*1)	Less than or equal to the specified value at 100kHz, 20°C	
Leakage Current (*2)	Less than or equal to the specified value. After 2 minutes' application of rated voltage at 20°C	
Endurance	Test condition	105°C, rated voltage 2000Hrs.
	Capacitance change	Within ±20% of initial value before test
	tan δ	150% or less than the initial specified value
	ESR(*1)	150% or less than the initial specified value
	Leakage current (*2)	Less than or equal to the initial specified value

\*1 ESR should be measured at both of the terminal ends closest where the terminals protrude through the plastic platform.

\*2 Conditioning : If any doubt arises, measure the leakage current after the voltage treatment of applying DC rated voltage continuously to the capacitor for 120 minutes at 105°C.

## Dimensions



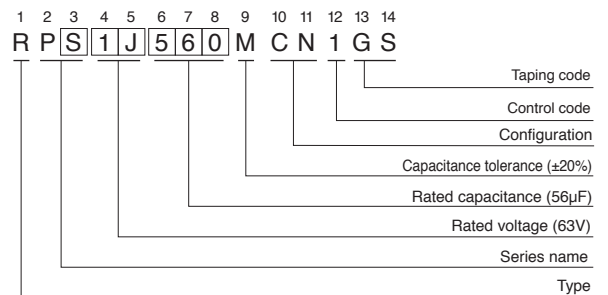
(mm)					
φD×L	W	H	C	R	P
6.3×5.7	6.5	6.5	7.2	0.5 to 0.9	2.1
8×6.7	8.3	8.3	9.0	0.8 to 1.1	3.2
8×11.7	8.3	8.3	9.0	0.8 to 1.1	3.2
10×7.7	10.3	10.3	11.0	0.8 to 1.1	4.6
10×12.4	10.3	10.3	11.0	0.8 to 1.1	4.6

### ● Frequency coefficient of rated ripple current

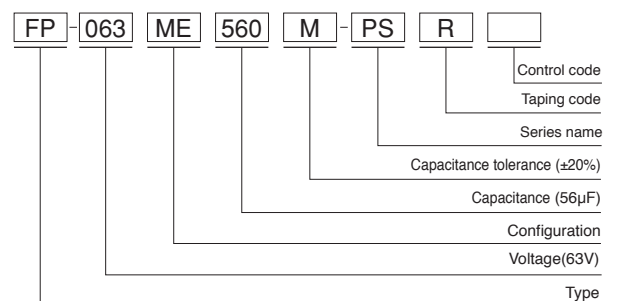
Frequency	120 Hz	1 kHz	10 kHz	100 kHz	300 kHz
Coefficient	0.10	0.45	0.50	1.00	1.00

### Type numbering system (Example : 63V 56μF)

#### Nichicon part number



#### FPCAP part number



# RPS / RPA

■ Standard Ratings

Rated Voltage (V) (code)	Surge Voltage (V)	Rated Capacitance (μF)	Case Size φD×L (mm)	tan δ	Leakage Current (μA, 2min.)	ESR (mΩ, 100kHz)	Rated Ripple Current (mA rms)	NICHICON	FPCAP
2.5 (0E)	2.8	680	8×11.7	0.12	425	13	4500	RPS0E681MCN1GS	FP-2R5ME681M-PSR
		1500	10×12.4	0.12	938	10	5500	RPS0E152MCN1GS	FP-2R5ME152M-PSR
4.0 (0G)	4.6	100	6.3×5.7	0.12	80	35	2200	RPS0G101MCN1GS	FP-4R0ME101M-PSR
		220	8×6.7	0.12	176	30	2700	RPS0G221MCN1GS	FP-4R0ME221M-PSR
		330	8×6.7	0.12	264	30	2700	RPS0G331MCN1GS	FP-4R0ME331M-PSR
		470	10×7.7	0.12	376	22	3800	RPS0G471MCN1GS	FP-4R0ME471M-PSR
		560	8×11.7	0.12	448	13	4500	RPS0G561MCN1GS	FP-4R0ME561M-PSR
		560	8×11.7	0.12	448	9	5400	RPA0G561MCN1GS	FP-4R0ME561M-PAR
		680	10×7.7	0.12	544	22	3800	RPS0G681MCN1GS	FP-4R0ME681M-PSR
		1200	10×12.4	0.12	960	12	5500	RPS0G122MCN1GS	FP-4R0ME122M-PSR
6.3 (0J)	7.2	82	6.3×5.7	0.12	103	35	2200	RPS0J820MCN1GS	FP-6R3ME820M-PSR
		150	8×6.7	0.12	189	30	2600	RPS0J151MCN1GS	FP-6R3ME151M-PSR
		180	8×6.7	0.12	227	30	2600	RPS0J181MCN1GS	FP-6R3ME181M-PSR
		330	10×7.7	0.12	416	22	3600	RPS0J331MCN1GS	FP-6R3ME331M-PSR
		470	8×11.7	0.15	592	15	4300	RPS0J471MCN1GS	FP-6R3ME471M-PSR
		470	10×7.7	0.12	592	18	4300	RPA0J471MCN1GS	FP-6R3ME471M-PAR
		560	8×11.7	0.15	706	14	4400	RPS0J561MCN1GS	FP-6R3ME561M-PSR
		680	10×12.4	0.15	643	13	5200	RPS0J681MCN1GS	FP-6R3ME681M-PSR
		820	10×12.4	0.15	775	12	5500	RPS0J821MCN1GS	FP-6R3ME821M-PSR
		1000	10×12.4	0.15	945	12	5500	RPS0J102MCN1GS	FP-6R3ME102M-PSR
10 (1A)	11.5	47	6.3×5.7	0.12	94	40	2100	RPS1A470MCN1GS	FP-010ME470M-PSR
		56	6.3×5.7	0.12	112	40	2100	RPS1A560MCN1GS	FP-010ME560M-PSR
		120	8×6.7	0.12	240	30	2600	RPS1A121MCN1GS	FP-010ME121M-PSR
		270	10×7.7	0.12	540	25	3500	RPS1A271MCN1GS	FP-010ME271M-PSR
		330	8×11.7	0.15	660	17	4000	RPS1A331MCN1GS	FP-010ME331M-PSR
		330	10×7.7	0.12	660	20	3600	RPA1A331MCN1GS	FP-010ME331M-PAR
16 (1C)	18.4	560	10×12.4	0.15	840	13	5300	RPS1A561MCN1GS	FP-010ME561M-PSR
		33	6.3×5.7	0.10	211	40	1700	RPS1C330MCN1GS	FP-016ME330M-PSR
		39	6.3×5.7	0.10	125	45	2000	RPS1C390MCN1GS	FP-016ME390M-PSR
		39	6.3×5.7	0.10	125	24	2500	RPA1C390MCN1GS	FP-016ME390M-PAR
		56	8×6.7	0.10	179	40	2300	RPS1C560MCN1GS	FP-016ME560M-PSR
		82	8×6.7	0.10	262	40	2300	RPS1C820MCN1GS	FP-016ME820M-PSR
		100	10×7.7	0.10	320	30	3200	RPS1C101MCN1GS	FP-016ME101M-PSR
		150	10×7.7	0.10	480	30	3200	RPS1C151MCN1GS	FP-016ME151M-PSR
		180	8×11.7	0.12	576	20	3700	RPS1C181MCN1GS	FP-016ME181M-PSR
		180	10×7.7	0.12	576	20	3600	RPA1C181MCN1GS	FP-016ME181M-PAR
		220	8×11.7	0.12	704	20	3700	RPS1C221MCN1GS	FP-016ME221M-PSR
		220	10×7.7	0.10	704	22	3450	RPA1C221MCN1GS	FP-016ME221M-PAR
		270	8×11.7	0.12	864	14	4400	RPS1C271MCN1GS	FP-016ME271M-PSR
		330	10×12.4	0.12	792	16	4800	RPS1C331MCN1GS	FP-016ME331M-PSR
470	10×12.4	0.12	1504	9	6100	RPS1C471MCN1GS	FP-016ME471M-PSR		
820	10×12.4	0.12	2640	18	4200	RPS1C821MCN1GS	FP-016ME821M-PSR		
1000	10×12.4	0.12	3200	12	5400	RPS1C102MCN1GS	FP-016ME102M-PSR		
25 (1E)	28.7	22	8×6.7	0.12	275	50	1800	RPS1E220MCN1GS	FP-025ME220M-PSR
		100	8×11.7	0.12	500	24	3320	RPS1E101MCN1GS	FP-025ME101M-PSR
		220	8×11.7	0.12	1100	18	4400	RPS1E221MCN1GS	FP-025ME221M-PSR
		390	10×12.4	0.12	1950	16	4800	RPS1E391MCN1GS	FP-025ME391M-PSR
35 (1V)	40.2	150	10×12.4	0.12	1050	28	2600	RPS1V151MCN1GS	FP-035ME151M-PSR
50 (1H)	57.5	12	6.3×5.7	0.12	120	40	1250	RPS1H120MCN1GS	FP-050ME120M-PSR
		22	8×6.7	0.12	220	37	1550	RPS1H220MCN1GS	FP-050ME220M-PSR
		33	10×7.7	0.12	330	32	1950	RPS1H330MCN1GS	FP-050ME330M-PSR
		39	8×11.7	0.15	390	26	2300	RPS1H390MCN1GS	FP-050ME390M-PSR
		47	8×11.7	0.15	470	26	2300	RPS1H470MCN1GS	FP-050ME470M-PSR
		82	10×12.4	0.15	820	23	2800	RPS1H820MCN1GS	FP-050ME820M-PSR
63 (1J)	72.5	8.2	6.3×5.7	0.12	103	41	1200	RPS1J8R2MCN1GS	FP-063ME8R2M-PSR
		12	8×6.7	0.12	151	38	1500	RPS1J120MCN1GS	FP-063ME120M-PSR
		22	10×7.7	0.12	277	33	1900	RPS1J220MCN1GS	FP-063ME220M-PSR
		33	8×11.7	0.15	416	27	2250	RPS1J330MCN1GS	FP-063ME330M-PSR
		56	10×12.4	0.15	706	24	2700	RPS1J560MCN1GS	FP-063ME560M-PSR

- Taping specifications are given in page 28.
- Recommended land size, soldering by reflow are given in page 25.
- Please refer to page 3 for the minimum order quantity.