

# 60S Series

## Surface Mount Metal Plate Current Sense



### FEATURES

- Superior thermal expansion cycling
- Inductance less than 10 nanohenries
- Flameproof
- Solderable pads: Tin (Sn) plate
- Lead flexible for thermal expansion
- Low termination stress (“J” terminals)
- Shape provides cooler operation
- Custom values available

### APPLICATIONS

- Current sensing
- Low inductance
- AC applications
- Feedback

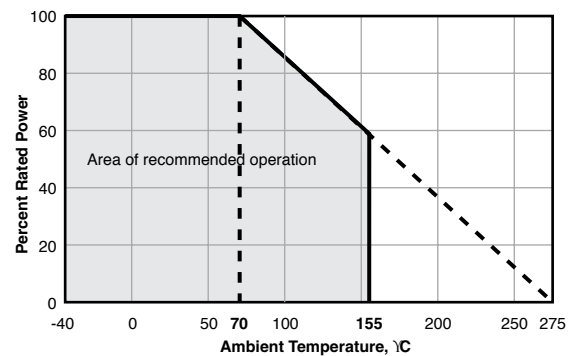
### SERIES SPECIFICATIONS

Type	Tolerance	TCR (ppm/C°)	Power Rating (watts)	Resistance Values (Ω)	Rated Ambient Temp. (°C)	Operating Temp. Range (°C)	Qty./ Reel
602SJR	±5%	±100	0.25	0.003, 0.005	+70°C	-40 - +155	2000
605SJR	±5%	±100	0.5	0.002, 0.0375, 0.005, 0.008	+70°C	-40 - +155	2000
610SJR	±5%	±350	1	0.002, 0.003	+85°C	-40 - +155	1500

### CHARACTERISTICS

Parameter	Requirement	Test Method (JIS C 5202)
<b>Resistance</b>	Within regulated tolerance	25°C
<b>T.C.R.</b>	Within specified T.C.R.	Room temperature/100°C up
<b>Resistance to Solder Heat</b>	±2.0%	350°C ± 10°C, 3 seconds
<b>Solderability</b>	95% coverage minimum	235°C ± 5°C, 5 seconds
<b>Moisture Resistance</b>	±3.0%	40°C, 90 - 95% RH, 1000 hours, no load
<b>Moisture Resistance</b>	±5.0%	Power rating x 1/10, 40°C, 90 - 95% RH, 1000 hours, 1.5 hr ON, 0.5 hr OFF cycle
<b>Load Life</b>	±5.0%	Rating voltage, 1000 hours, 1.5 hr ON, 0.5 hr OFF cycle

### Derating



# 60S Series

## Surface Mount Metal Plate Current Sense

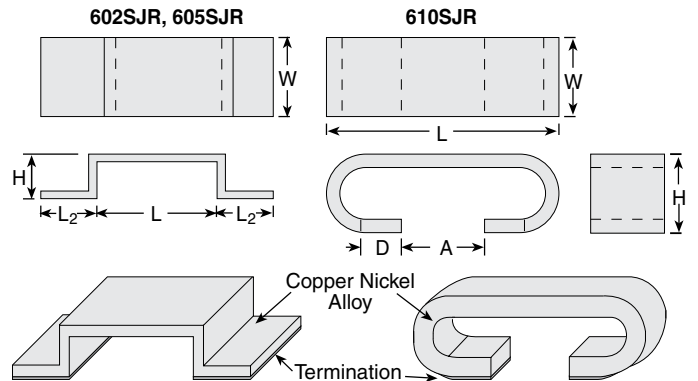
### DIMENSIONS

inches (mm)

	L	L2	H	W
602SJR	0.39 ± .008 (10.0 ± 0.2)	0.018 ± .008 (2 ± 0.2)	0.024 (0.6 ± 0.1)	0.118 ± .008 (3.0 ± 0.2)
605SJR	0.39 ± .008 (10.0 ± 0.2)	0.018 ± .008 (2 ± 0.2)	0.079 (2 max.)	0.20 ± .008 (5.2 ± 0.2)

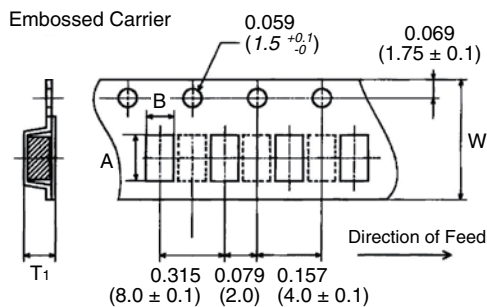
  

	L	H	D	A	W
610SJR	0.44 ± .016 (11.2 ± 0.4)	0.137 ± .016 (3.5 ± 0.4)	0.095 ± .010 (2.35 ± 0.25)	0.189 ± .030 (4.8 ± .75)	0.126 ± .016 (3.2 ± 0.40)



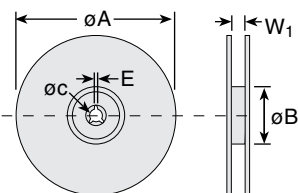
### PACKAGING SPECIFICATIONS

inches (mm)



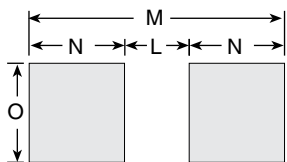
#### Tape

Type	A	B	W	T1
602SJR	0.057 (1.45 ± 0.2)	0.134 (3.4 ± 0.2)	0.079 (2.0)	0.098 (2.5 ± 0.2)
605SJR	0.057 (1.45 ± 0.2)	0.224 (5.7 ± 0.2)	0.079 (2.0)	0.091 (2.3 ± 0.2)
610SJR	0.461 (11.7 ± 0.1)	0.169 (4.3 ± 0.1)	0.945 (24.0 ± 0.2)	—



#### Reel

Type	A	B	C	E	W1	qty./reel
602SJR	10.0	3.15	0.511	0.079	1.0	2000
605SJR	(255 +0.0 -3.0)	(80 +1.0 -0)	(13.0 ± 0.2)	(2.0 ± 0.5)	(25.5 ± 2.0)	
610SJR	12.99 (330 ± 2.0)	3.94 (100 ± 2.0)	0.511 (13.0 ± 0.2)	0.079 (2.0 ± 0.5)	1.0 (25.5 ± 2.0)	1500



#### Land pattern

Type	M	N	O	L
602SJR	0.622 (16.0)	0.118 (3.0)	0.150 (3.8)	0.394 (10.0)
605SJR	0.622 (16.0)	0.118 (3.0)	0.236 (6.0)	0.394 (10.0)
610SJR	0.369 (9.36)	0.121 (3.07)	0.142 (3.60)	0.127 (3.22)

Land pattern dimensions are for reference only

### ORDERING INFORMATION

#### Standard Part Numbers for 60S Series

	Wattage:	0.25 watt	0.5 watt	1 watt
Ohms	Series:	602SJR	605SJR	610SJR
0.00200Ω		602SJR00200E-T	605SJR00200E-T	610SJR00200E-T
0.00300Ω		602SJR00300E-T	605SJR00300E-T	610SJR00300E-T
0.00375Ω		602SJR00375E-T	605SJR00375E-T	
0.00500Ω		602SJR00500E-T	605SJR00500E-T	
0.00800Ω		602SJR00800E-T	605SJR00800E-T	

RoHS Compliant

**602SJR00300E-T**

<b>Type &amp; Power Rating</b>	<b>Tolerance</b>	<b>Ohms</b>	<b>Packaging</b>
602S = 0.25 watt 605S = 0.5 watt 610S = 1 watt	J = 5%	R00200 = 0.00200Ω R00300 = 0.00300Ω R00375 = 0.00375Ω	T = tape and reel (optional)