


# Rheostat and Tap Switch Hardware

## Knobs, Dials, Mounting Fasteners

### KNOB



Finger grip with pointer

Finger grip without pointer

Handwheel with pointer


Handwheel without pointer

Finger grip

Any knob can be used with any rheostat and tap switch model which has the corresponding shaft diameter. Knobs are fastened to shafts with slotted set screws.

Slotted set screw	Hex socket set socket	Description	Knob dia.	Hole dia.	Fits model
❖ 5102	—	Bar knob, 2 <sup>1</sup> / <sub>4</sub> " long	—	1/4"	H, J, G, K, L
✓ 5103	✓ 5103A	Bar knob, 1 <sup>1</sup> / <sub>4</sub> " long	—	1/4"	H, J, G, K, L
✓ 5104	✓ 5104A	Handwheel with pointer	3 <sup>1</sup> / <sub>4</sub> "	3/8"	P, N, R, U
✓ 5105	—	Handwheel without pointer	3 <sup>1</sup> / <sub>4</sub> "	3/8"	P, N, R, U
✓ 5106	❖ 5106A	Handwheel with pointer	3 <sup>1</sup> / <sub>4</sub> "	1/4"	H, J, G, K, L
❖ 5107	—	Handwheel without pointer	3 <sup>1</sup> / <sub>4</sub> "	1/4"	H, J, G, K, L
✓ 5109	✓ 5109A	Finger-grip with pointer	1 <sup>5</sup> / <sub>8</sub> "	1/4"	H, J, G, K, L
✓ 5110	❖ 5110A	Finger-grip without pointer	1 <sup>5</sup> / <sub>8</sub> "	1/4"	H, J, G, K, L
✓ 5111	✓ 5111A	Finger-grip with pointer	2 <sup>3</sup> / <sub>8</sub> "	1/4"	H, J, G, K, L
❖ 5112	❖ 5112A	Finger-grip without pointer	2 <sup>3</sup> / <sub>8</sub> "	1/4"	H, J, G, K, L
✓ 5150	❖ 5150A	Finger-grip	1 <sup>1</sup> / <sub>2</sub> "	1/4"	H, J, G, K, L
✓ 5151	—	Finger-grip	3/4"	1/8"	C, E
—	✓ 5152A	Like 5104 (shorter pointer)	3 <sup>1</sup> / <sub>4</sub> "	1/4"	H, J, G, K, L

### RHEOSTAT TANDEM COUPLING KITS



Ohmite coupling kits permit tandem mounting of two rheostat units. A coupling fastens to the shaft of the back unit; projections on the coupling engage the recesses in the driving hub of the front unit.

Each kit consists of a steel "U" frame, a coupling with set screw, mica washer, allen wrench and instructions.

Part No.	Front mount models	Rear mount models	Max. panel thickness
✓ 6532	H, J	H, J, G, K, L	5/32"
✓ 6533	G, K, L	H, J, G, K, L	1/8"
❖ 6591	E	E	1/16"


✓ = Standard values  
❖ = Non-standard values subject to minimum handling charge per item

(continued)

# Rheostat and Tap Switch Hardware

## Knobs, Dials, Mounting Fasteners

### DIALS



Handsomely finished, black-enameled, aluminum dials for Ohmite rheostats and tap switches. Figures and lines are etched on a black background for contrast and ease of readability. On rheostat dials, divisions indicating approximate percentage of rheostat resistance in circuit are marked from 0 to 100. On tap switch dials, Number of dial positions are identical with number of switch positions.

Part No.	For model	For knob	Dial dia.
✓ 5007	C, E	5151	1 1/4"
✓ 5000	H, J, G, K, L	5150, 5116, 5103	2 3/16"
✓ 5001	P, N, R, U	5104, 5106	5 1/2"
✓ 5002-*	111, 212 (single), 312 (single)	5109, 5116, 5150	2 3/4"
✓ 5003-*	212 (tandem), 312 (tandem), 412	5111, 5152A	3 3/4"
✓ 5004-*	608	5104	5 1/2"

\* Specify number of positions as suffix.

### RHEOSTAT REPAIR KITS

Electrical contact replacement kit. Kit includes contact/slip ring assemblies (for round and ribbon wire rheostats), copper graphite washer, spring arm and hub. Instructions included.



Part No.	Rheostat model
✓ 7070	P
✓ 7071	N
✓ 7072	R
✓ 7074	U

### EXTRA MOUNTING HARDWARE

Kit contains 25 each, nuts and lock washers for panel mounting units.

Part No.	For model
✓ 7090	E
✓ 7091	H, J, G, K, L, 111, 212, 711

✓ = Standard values

✦ = Non-standard values subject to minimum handling charge per item