


# C40 Heat Sink System

For T0-247, T0-264 and SOT-227 Packages

The C40 Series Heat Sink System (Patent Pending) offers flexible, high performance and compact heat sinks with an exchangeable cam clip system for T0-247, T0-264 and SOT-227 (clip in development) devices. This powerful heat sink can be thru-hole soldered in single or paired configurations. The paired unit has mounting holes to accommodate a 40mm x 40mm fan. It is the ideal type of heat sink for high power density and small size (1U or 2U) electronic packaging with forced convection.



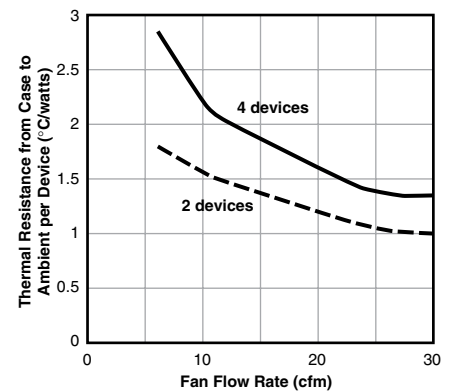
## SERIES SPECIFICATIONS

Heatsink Part Number	Surface Area (in <sup>2</sup> / mm <sup>2</sup> )	Weight (oz / g)	Length L (mm)	
C40-058-VE	63.8 / 41,180	2.5/ 71	58	<i>consult factory for alternate lengths and clip combinations</i>
C40-058-AE				

## CHARACTERISTICS

<b>Heat Sink</b>	Aluminum Alloy 6063-T5 or Equivalent with either degreased or black anodized finish.
<b>Spring Clip</b>	Music Wire, Per ASTM A228 with bright nickel plating
<b>Solder Foot</b>	Cold-rolled Steel, Per ASTM A-366 with pure tin over copper strike. RoHS compliant.
<b>Fan</b>	40mm fan with 4 self-tapping M3 screws
<b>Interface Thermal Resistance</b>	For improvement, use thermal joint compound, 0.005 Grafoil (TGon 800 by Laird), or phase change material (Hi-Flow by Bergquist Insulator (Optional) Sil-Pad 900-S, K6 800-S and K10 by Bergquist

### Heat Dissipation

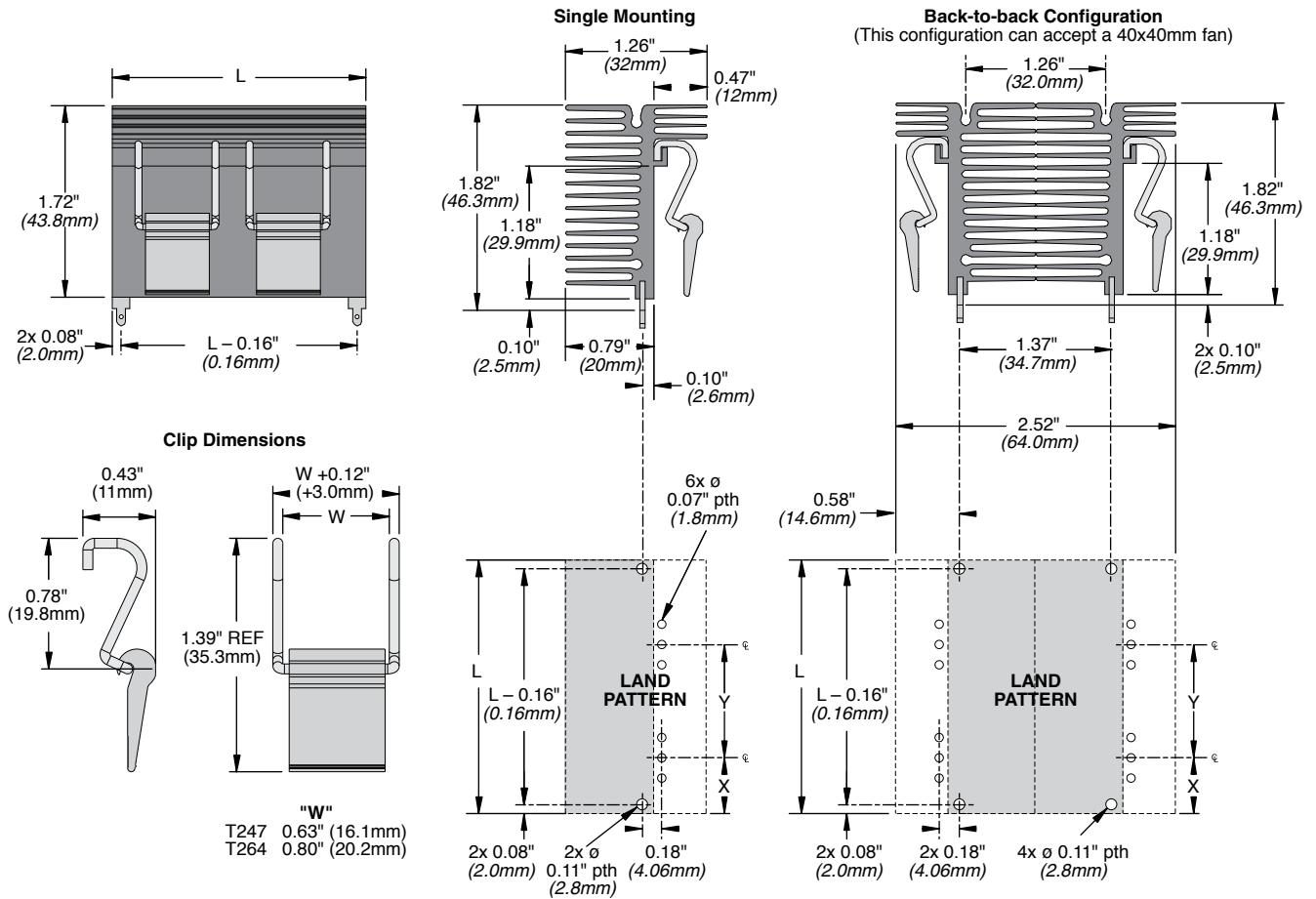


(continued)

# C40 Heat Sink System

For TO-247, TO-264 and SOT-227 Packages

## DIMENSIONS



## HOW TO ORDER

### Heatsink

**C 4 0 - 0 5 8 - A E**

Series	Length (mm)	Finish	RoHS compliant
C40	058	A = black anodized V = degreased	RoHS compliant

### Clip

**C L A - T 2 4 7 - 2 1 E**

Clip series	Device type	Standard configuration	RoHS compliant
CLA	T247 = TO-247 T264 = TO-264 S227 = SOT-227 (in development)	21E	RoHS compliant