

VM Series

Variable Mount Heatsink Series

Ohmite introduces this new versatile heatsink design. This new design can accommodate several different industry packages. This design also lets the customer choose a mounting style using screws or clips for secure mounting to the heatsink. These one of a kind heatsinks are offered in a vertical (free convection cooling) or horizontal format (forced convection cooling) to fit customer applications.




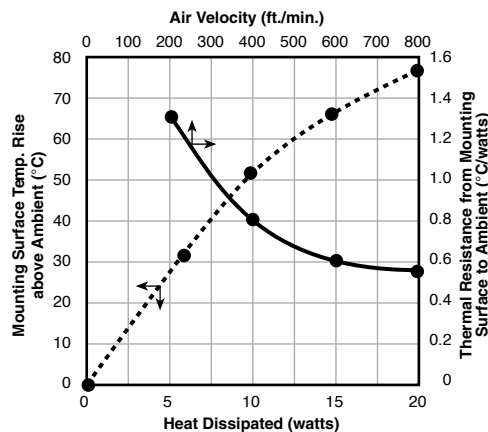
SERIES SPECIFICATIONS

Heatsink Part Number	Mount	Surface Area (in ² / mm ²)	Weight (oz / g)	Length L or Height H (mm)	Surface Finish
VM1-038-1AE	vertical				
VM2-038-1AE	horizontal	39.6 / 25,546	1.48 / 42	38.6	anodized
VM3-038-1AE	universal				

CHARACTERISTICS

Heat Sink	Aluminum Alloy 6063-T5 or Equivalent with either degreased or black anodized finish
Solder Foot	Cold-rolled Steel, Per ASTM A-366 with pure tin over copper strike. RoHS compliant. Barbed for secure attachment
Interface Thermal Resistance	for improvement, use thermal joint compound, 0.005 Grafoil (TGon 800 by Laird), or phase change material (Hi-Flow by Bergquist) Insulator (Optional) Sil-Pad 900-S, K6 800-S and K10 by Bergquist

Heat Dissipation



(continued)

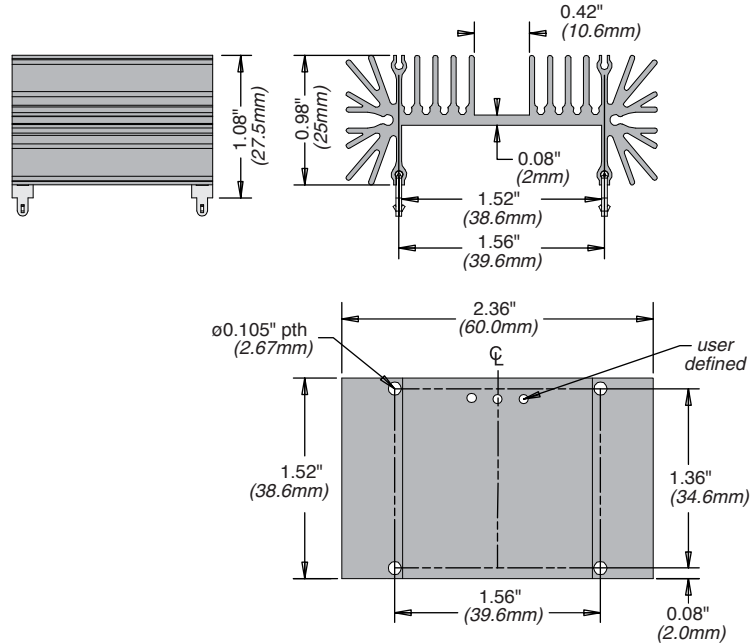
VM Series

Variable Mount Heatsink Series

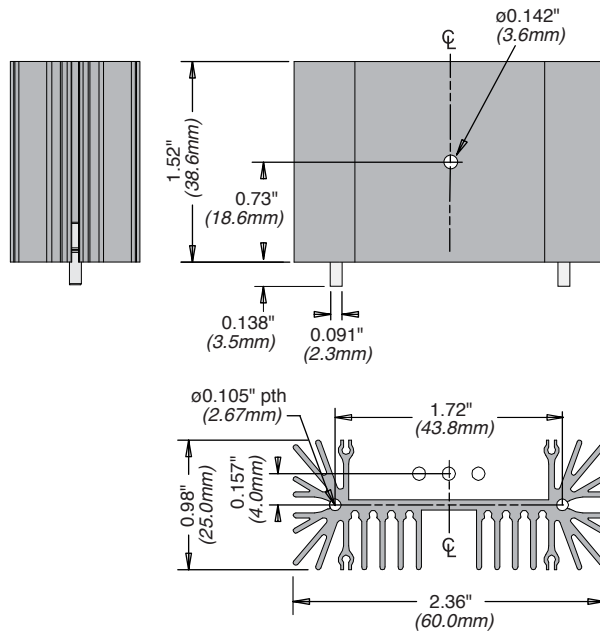
DIMENSIONS

(in./mm)

Horizontal Configuration




Vertical Configuration



HOW TO ORDER

Finish
A = black anodized
V = degreased

VM1-038-1AE

Series Mount Length Configuration  RoHS compliant
1 = Vertical (mm) 1 = 1 hole (TO-247, TO-220)
2 = Horizontal
3 = Universal