


# C Series

## TO-126, TO-247, TO-220 and TO-264 Package Heatsinks



Ohmite introduces the C series (Pat. Pending). This series offers high performance, low cost and a compact heat sink with an integrated camming clip system for TO-126, TO-220, TO-247 and TO-264 devices. This powerful heat sink provides tool and fixture free assembly operation, largest surface areas and smallest space occupation. It is the ideal type of heat sink for high power density and small size (1U or 2U) electronic packaging with forced convection cooling.

### SERIES SPECIFICATIONS

Heatsink Part Number	Surface Area (in <sup>2</sup> /mm <sup>2</sup> )	Weight (oz/g)	Length "L" (mm)
C247-025	11 / 7,312	0.5 / 15	25
C247-050	23 / 14,858	1.1 / 31	50
C247-075	34 / 21,655	1.6 / 45	75
C264-030	13 / 8,774	0.7 / 19	30
C264-058	25 / 16,963	1.35 / 37	58
C264-085	37 / 24,861	1.97 / 54	85
C220-025	11 / 7,312	0.5 / 15	25
C220-050	23 / 14,858	1.1 / 31	50
C220-075	34 / 21,655	1.6 / 45	75
C126-025	10.2 / 6,559	0.45 / 12.7	25
C126-040	16.3 / 10,495	0.72 / 20.3	40
C126-050	20.4 / 13,119	0.90 / 25.4	50
C126-075	30.6 / 21,655	1.35 / 38.1	75

### FEATURES

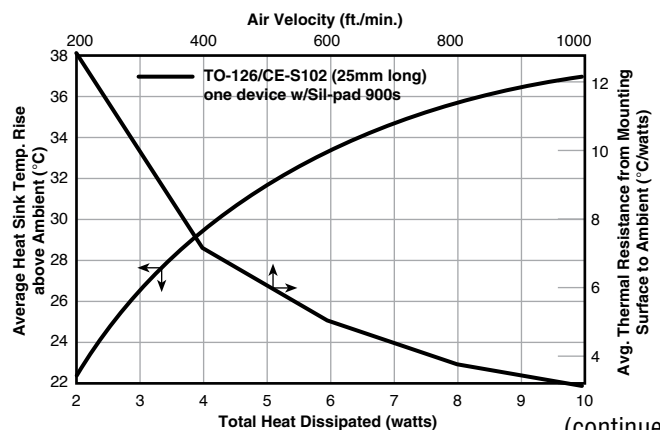
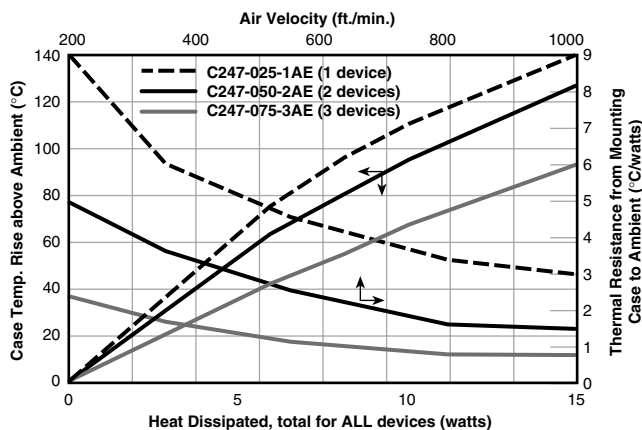
- Minimum assembly cost and labor Spring Clips make the mounting holes, fasteners, tools and fixtures obsolete in assembly operations & reduce costs.
- Maximum Thermal Transfer Maximum surface area per unit volume, efficient cooling fins & consistent mounting force reduces thermal resistance.
- Maximum Repeatability Constant spring force over repeated assembly/disassembly.
- Maximum Reliability Resilient spring action locks electronic component in place. Fewer parts in assembly and no fasteners and washers required. Prevent short circuit by eliminating metal particles generated from hardware or thread tapping.
- Design Flexibility Maximum flexibility for dynamic device locations and power upgrading. "Configure-to-Fit" gives designers total freedom to configure heat sink needed to fit into a multitude design environments.

### CHARACTERISTICS

<b>Heat Sink</b>	Aluminum Alloy 6063-T5 or Equivalent with either degreased or black anodized finish.
<b>Spring Clip</b>	Music Wire, Per ASTM A228 with bright nickel plating
<b>Solder Foot</b>	Cold-rolled Steel, Per ASTM A-366 with pure tin over copper strike. RoHS compliant.
<b>Interface Thermal Resistance</b>	for improvement, use thermal joint compound, 0.005 Grafoil (TGon 800 by Laird), or phase change material (Hi-Flow by Bergquist)
<b>Insulator</b>	(Optional) Sil-Pad 900-S, K6 800-S and K10 by Bergquist

### HEAT DISSIPATION

Heat dissipation is the total for ALL DEVICES attached to heatsink.

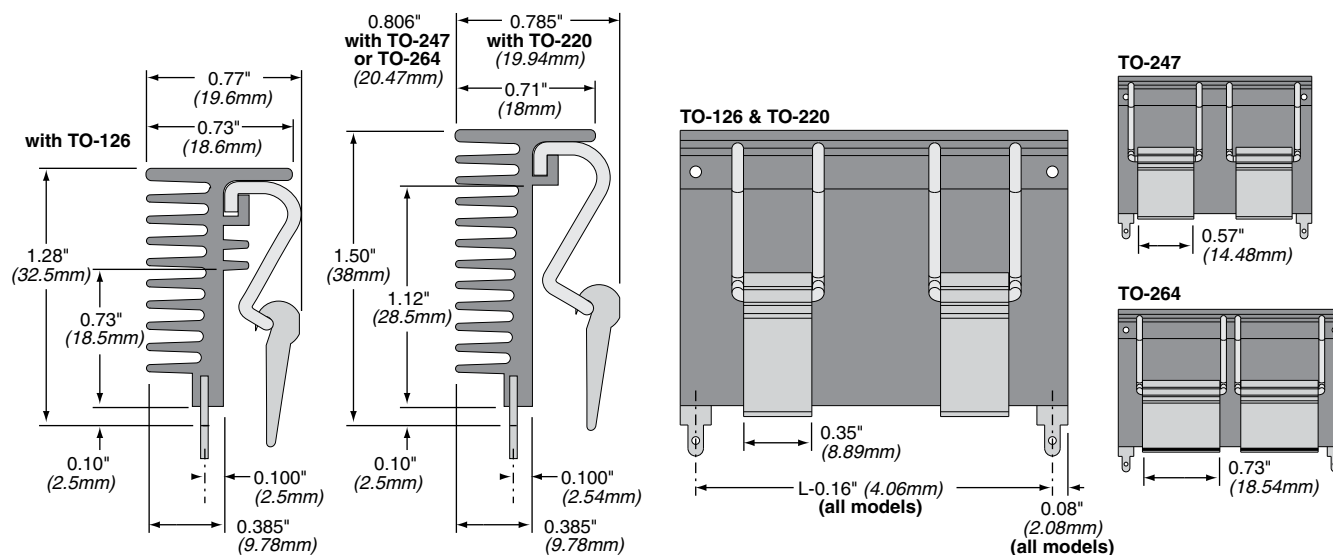


(continued)

# C Series

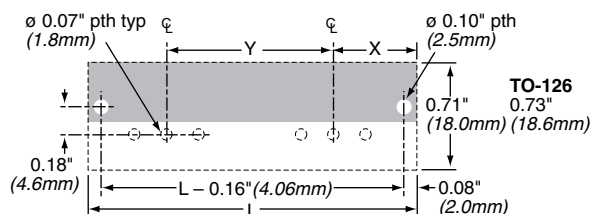
## TO-126, TO-247, TO-220 and TO-264 Package Heatsinks

### DIMENSIONS



#### Land Pattern

X and Y dimensions at user discretion



### HOW TO ORDER

RoHS Compliant

**C 2 4 7 - 0 2 5 - 1 A E**

Series    Clip size    Length (mm)    No. of clips    Finish  
A = black anodized  
V = degreased

#### Standard part numbers

No Finish (degreased)	Black Anodized	No. of Clips
C247-025-1VE	C247-025-1AE	1
C247-050-2VE	C247-050-2AE	2
C247-075-3VE	C247-075-3AE	3
C264-030-1VE	C264-030-1AE	1
C264-058-2VE	C264-058-2AE	2
C264-085-3VE	C264-085-3AE	3
C220-025-1VE	C220-025-1AE	1
C220-050-2VE	C220-050-2AE	2
C220-075-3VE	C220-075-3AE	3
C126-025-1VE	C126-025-1AE	1
C126-040-2VE	C126-040-2AE	2

Packaging: Bulk