


Metal Devil®

Metal Film Resistors, 1% Tolerance
Available in E96 Ohmic values
Industrial grades; RoHS Compliant



FEATURES

- Small in size
- Low in noise
- High Stability, Reliability
- EIA Standard Color Coded
- Standard, AMMO pack, Tape & Reel available
- 96 Values per decade

SERIES SPECIFICATIONS

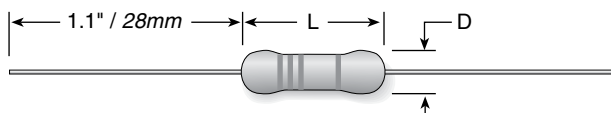
Series	Wattage	Ohms	Voltage	Max. overload voltage
MJ	0.125	10-1M	200	400
MK	0.25	10-1M	250	500
ML	0.50	10-1M	350	700
MM	1.00	10-1M	500	1000

CHARACTERISTICS

Coating	Epoxy
Core	High grade ceramic
Terminals	Solder-coated copper lead
Derating	Linearly from 100% @ +70°C to 0% @ +155°C
Temperature coefficient	±50 ppm/°C

DIMENSIONS

(in./mm)



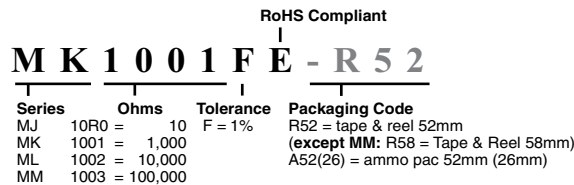
Series	Wattage	Max. Length	Max. Diam.	Lead ga.	Qty. per reel
MJ	0.125	0.138 / 3.5	0.073/1.85	24	5000
MK	0.25	0.268 / 6.8	0.099 / 2.5	22	5000
ML	0.50	0.355 / 9.0	0.118 / 3.0	22	4000
MM	1.00	0.473/12.0	0.199 / 5.0	20	2500

(continued)

Metal Devil®

Metal Film Resistors, 1% Tolerance
Available in E96 Ohmic values
Industrial grades; RoHS Compliant

ORDERING INFORMATION



Ohmic value	Part No. Prefix Suffix	Wattage				Ohmic value	Part No. Prefix Suffix	Wattage				Ohmic value	Part No. Prefix Suffix	Wattage				Ohmic value	Part No. Prefix Suffix	Wattage			
		0.125	0.25	0.50	1.0			0.125	0.25	0.50	1.0			0.125	0.25	0.50	1.0			0.125	0.25	0.50	1.0
10.0	10R0F	✓	✓	✓	✓	499.0	4990F	✓	✓	✓	✓	5230	5321F	✓	✓	✓	✓	40,200	4022F	✓	✓	✓	✓
12.1	12R1F	✓	✓	✓	✓	511.0	5110F	✓	✓	✓	✓	5620	5621F	✓	✓	✓	✓	46,400	4642F	✓	✓	✓	✓
15.0	15R0F	✓	✓	✓	✓	604.0	6040F	✓	✓	✓	✓	6040	6041F	✓	✓	✓	✓	49,900	4992F	✓	✓	✓	✓
16.2	16R2F	✓	✓	✓	✓	634.0	6340F	✓	✓	✓	✓	6190	6191F	✓	✓	✓	✓	51,100	5112F	✓	✓	✓	✓
20.0	20R0F	✓	✓	✓	✓	681.0	6810F	✓	✓	✓	✓	6490	6491F	✓	✓	✓	✓	56,200	5622F	✓	✓	✓	✓
20.5	20R5F	✓	✓	✓	✓	698.0	6980F	✓	✓	✓	✓	6810	6811F	✓	✓	✓	✓	57,600	5762F	✓	✓	✓	✓
22.1	22R1F	✓	✓	✓	✓	750.0	7500F	✓	✓	✓	✓	6980	6981F	✓	✓	✓	✓	61,900	6192F	✓	✓	✓	✓
24.9	24R9F	✓	✓	✓	✓	825.0	8250F	✓	✓	✓	✓	7500	7501F	✓	✓	✓	✓	68,100	6812F	✓	✓	✓	✓
30.1	30R1F	✓	✓	✓	✓	909.0	9090F	✓	✓	✓	✓	8060	8061F	✓	✓	✓	✓	69,800	6982F	✓	✓	✓	✓
39.2	39R2F	✓	✓	✓	✓	1000	1001F	✓	✓	✓	✓	8660	8661F	✓	✓	✓	✓	75,000	7502F	✓	✓	✓	✓
49.9	49R9F	✓	✓	✓	✓	1100	1101F	✓	✓	✓	✓	9090	9091F	✓	✓	✓	✓	80,600	8062F	✓	✓	✓	✓
51.1	51R1F	✓	✓	✓	✓	1210	1211F	✓	✓	✓	✓	10,000	1002F	✓	✓	✓	✓	82,500	8252F	✓	✓	✓	✓
60.4	60R4F	✓	✓	✓	✓	1400	1401F	✓	✓	✓	✓	11,000	1102F	✓	✓	✓	✓	90,900	9092F	✓	✓	✓	✓
75.0	75R0F	✓	✓	✓	✓	2000	2001F	✓	✓	✓	✓	11,500	1152F	✓	✓	✓	✓	100,000	1003F	✓	✓	✓	✓
82.5	82R5F	✓	✓	✓	✓	2100	2101F	✓	✓	✓	✓	12,100	1212F	✓	✓	✓	✓	110,000	1103F	✓	✓	✓	✓
90.9	90R9F	✓	✓	✓	✓	2430	2431F	✓	✓	✓	✓	13,000	1302F	✓	✓	✓	✓	121,000	1213F	✓	✓	✓	✓
100.0	1000F	✓	✓	✓	✓	2490	2491F	✓	✓	✓	✓	14,000	1402F	✓	✓	✓	✓	130,000	1303F	✓	✓	✓	✓
133.0	1330F	✓	✓	✓	✓	2740	2741F	✓	✓	✓	✓	15,000	1502F	✓	✓	✓	✓	140,000	1403F	✓	✓	✓	✓
143.0	1430F	✓	✓	✓	✓	2800	2801F	✓	✓	✓	✓	15,800	1582F	✓	✓	✓	✓	150,000	1503F	✓	✓	✓	✓
150.0	1500F	✓	✓	✓	✓	3010	3011F	✓	✓	✓	✓	16,200	1622F	✓	✓	✓	✓	158,000	1583F	✓	✓	✓	✓
182.0	1820F	✓	✓	✓	✓	3240	3241F	✓	✓	✓	✓	18,200	1822F	✓	✓	✓	✓	178,000	1783F	✓	✓	✓	✓
200.0	2000F	✓	✓	✓	✓	3320	3321F	✓	✓	✓	✓	20,000	2002F	✓	✓	✓	✓	200,000	2003F	✓	✓	✓	✓
221.0	2210F	✓	✓	✓	✓	3830	3831F	✓	✓	✓	✓	21,000	2102F	✓	✓	✓	✓	210,000	2103F	✓	✓	✓	✓
249.0	2490F	✓	✓	✓	✓	3920	3921F	✓	✓	✓	✓	22,100	2212F	✓	✓	✓	✓	221,000	2213F	✓	✓	✓	✓
301.0	3010F	✓	✓	✓	✓	4220	4221F	✓	✓	✓	✓	24,300	2432F	✓	✓	✓	✓	232,000	2323F	✓	✓	✓	✓
332.0	3320F	✓	✓	✓	✓	4320	4321F	✓	✓	✓	✓	24,900	2492F	✓	✓	✓	✓	267,000	2673F	✓	✓	✓	✓
342.0	3420F	✓	✓	✓	✓	4530	4531F	✓	✓	✓	✓	28,000	2802F	✓	✓	✓	✓	301,000	3013F	✓	✓	✓	✓
402.0	4020F	✓	✓	✓	✓	4640	4641F	✓	✓	✓	✓	30,100	3012F	✓	✓	✓	✓	511,000	5113F	✓	✓	✓	✓
422.0	4220F	✓	✓	✓	✓	4750	4751F	✓	✓	✓	✓	35,700	3572F	✓	✓	✓	✓	750,000	7503F	✓	✓	✓	✓
432.0	4320F	✓	✓	✓	✓	4990	4991F	✓	✓	✓	✓	36,500	3652F	✓	✓	✓	✓	1,000,000	1004F	✓	✓	✓	✓
475.0	4750F	✓	✓	✓	✓	5110	5111F	✓	✓	✓	✓	39,200	3922F	✓	✓	✓	✓						