

XF3H

Rotary Frontlock Connector (0.3-mm Pitch, Lower Contact)

This announcement is based on product catalogue information previously shown before its discontinuation.
Product information of the existing product may be different from this version.



Rotary Frontlock Mechanism with a Depth of 3.5-mm and Low Profile of 0.9 mm

- Ultra-slim connector with a depth of 3.5 mm.
- Wide molding wall on the rear bottom of the connector allows greater freedom in board design.
- Slider open locking mechanism makes work efficient.
- Gold plated with an applicable FPC thickness of 0.2 mm.
- Halogen Free (*)

* OMRON uses the following standard to determine halogen-free construction: 900 ppm max. for Br, 900 ppm max. for Cl, and 1,500 ppm max. for Br+Cl.

RoHS compliant

■ Ratings and Specifications

Rated current	0.2 A AC/DC
Rated voltage	50 V AC/DC
Contact resistance	80 mΩ max. (at 20 mV DC max., 100 mA max.)
Insulation resistance	100 MΩ min. (at 250 V DC)
Dielectric strength	250 V AC for 1 min. (leakage current: 1 mA max.)
Insertion durability	20 times
Ambient operating temperature	-30 to 85 °C (With no icing or condensation)

■ Dimensions

XF3H-□□55-31A

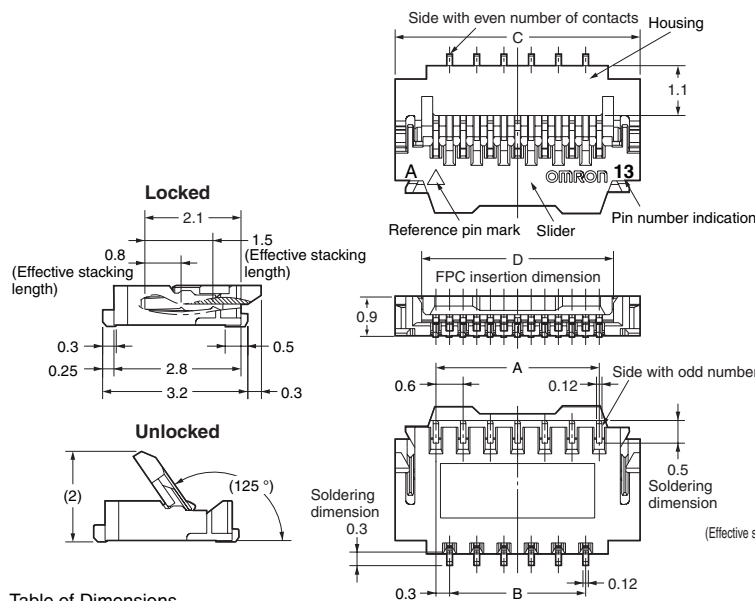



Table of Dimensions

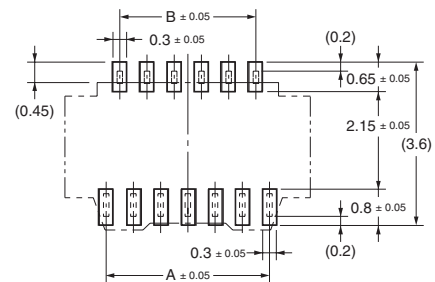
Pins*1	Model	A	B	C	D	E
13	XF3H-1355-31A	3.6	3.0	5.4	4.23	4.2
25	XF3H-2555-31A	7.2	6.6	9.0	7.83	7.8
31	XF3H-3155-31A	9.0	8.4	10.8	9.63	9.6
35	XF3H-3555-31A	10.2	9.6	12.0	10.83	10.8
39	XF3H-3955-31A	11.4	10.8	13.2	12.03	12.0
41	XF3H-4155-31A	12.0	11.4	13.8	12.63	12.6
45	XF3H-4555-31A	13.2	12.6	15.0	13.83	13.8
51	XF3H-5155-31A	15.0	14.4	16.8	15.63	15.6
57	XF3H-5755-31A	16.8	16.2	18.6	17.43	17.4
61	XF3H-6155-31A	18.0	17.4	19.8	18.63	18.6



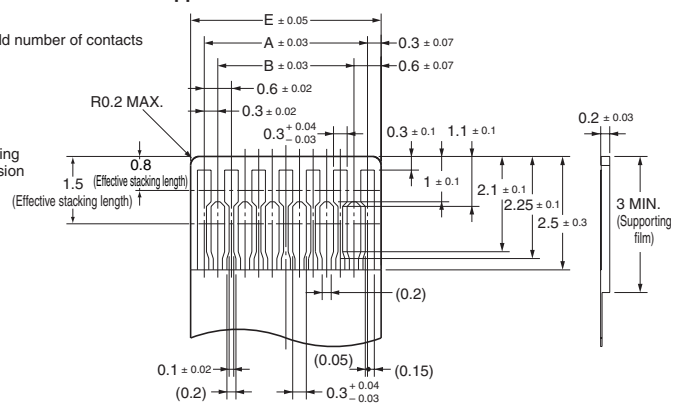
■ Materials and Finish

Housing	LCP resin (UL94V-0)/natural
Slider	LCP resin (UL94V-0)/brown
Contacts	Spring copper alloy/nickel substrate (2 μm) Gold-plated contacts (0.15 μm)

PCB Dimensions (TOP VIEW)



Applicable FPC Dimensions



■ List of Models

Pins*1	Model	Pins*1	Model	Quantity per reel (unit) *2
13	XF3H-1355-31A	41	XF3H-4155-31A	3,000
25	XF3H-2555-31A	45	XF3H-4555-31A	
31	XF3H-3155-31A	51	XF3H-5155-31A	
35	XF3H-3555-31A	57	XF3H-5755-31A	
39	XF3H-3955-31A	61	XF3H-6155-31A	

- *1. Please consult your OMRON representative for available pin count.
- *2. Please order by integer multiple of the quantity per reel.

This announcement is based on product catalogue information previously shown before its discontinuation.
Product information of the existing product may be different from this version.

- Application examples provided in this document are for reference only. In actual applications, confirm equipment functions and safety before using the product.
- Consult your OMRON representative before using the product under conditions which are not described in the manual or applying the product to nuclear control systems, railroad systems, aviation systems, vehicles, combustion systems, medical equipment, amusement machines, safety equipment, and other systems or equipment that may have a serious influence on lives and property if used improperly. Make sure that the ratings and performance characteristics of the product provide a margin of safety for the system or equipment, and be sure to provide the system or equipment with double safety mechanisms.

Note: Do not use this document to operate the Unit.

OMRON Corporation

ELECTRONIC AND MECHANICAL COMPONENTS COMPANY

Contact: www.omron.com/ecb

Cat. No. G031-E1-01
0412(0412)(O)