

Radial Lead Type

OS-CON

Series : **SEPC**



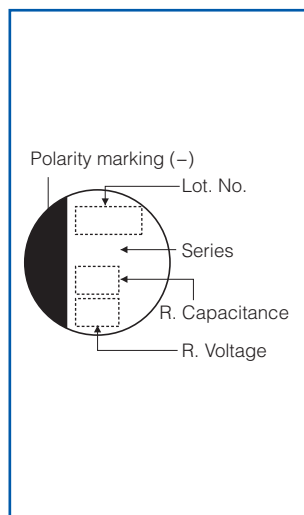
Features

- Super low ESR (5 mΩ to 24 mΩ)
- Large capacitance (2700 μF max.)
- RoHS compliance, Halogen free

Specifications

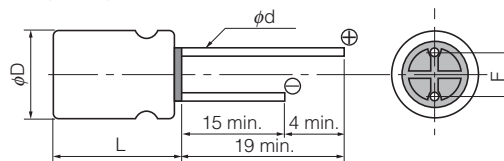
Size code	B9	C55	C6	C9	E7	E9	E12	E13	F13
Category temperature range	-55 °C to +105 °C								
Rated voltage range (V.DC)	2.5	6.3	2.5 to 16	6.3 to 16	2.5 to 16	16	2.5 to 6.3	2.5 to 16	
Rated capacitance range (μF)	100 to 560	220	100 to 560	100 to 820	150 to 1000	180 to 1000	180 to 270	470 to 820	470 to 2700
Capacitance tolerance	±20 % (120 Hz / + 20 °C)								
Leakage current	Please see the attached characteristics list								
Dissipation factor (tan δ)	Please see the attached characteristics list								
Endurance	+105 °C, 5000 h, rated voltage applied								
	Capacitance change	Within ±20 % of the initial value							
	tan δ	≤ 150 % of the initial limit							
	DC leakage current	Within the initial limit							
Damp heat (Steady State)	+60 °C, 90 % to 95 %, 1000 h, No-applied voltage								
	Capacitance change	Within ±20 % of the initial value							
	tan δ	≤ 150 % of the initial limit							
	DC leakage current	Within the initial limit (after voltage processing)							

Marking

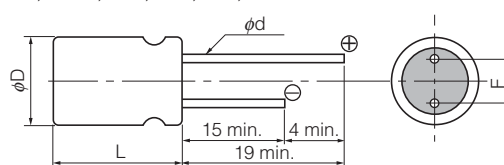


Dimensions (not to scale)

E12, E13, F13 Size



B9, C55, C6, C9, E7, E9 Size



B9, C55, C6, C9, E7, E9 size flat rubber is used.

* Externals of figure are the reference.

Size code	Unit : mm			
	φD±0.5	L max.	F±0.5	φd±0.05
B9	5.0	9.0	2.0	0.6
C55	6.3	5.5	2.5	0.45
C6	6.3	6.0	2.5	0.45 *1
C9	6.3	9.0	2.5	0.6
E7	8.0	7.0	3.5	0.6 *2
E9	8.0	9.0	3.5	0.6
E12	8.0	12.0	3.5	0.6
E13	8.0	13.0	3.5	0.6
F13	10.0	13.0	5.0	0.6

*1 2SEPC390M, 2SEPC560M : 0.5±0.05

*2 16SEPC150MD, 10SEPC270M : 0.45±0.05

Characteristics list

Series	Rated voltage (V.DC)	Rated capacitance (μF)	Case size (mm)		Size code	Specifications				Part number	
			φD	L		Ripple* ¹ current (mA r.m.s.)	ESR* ² (mΩ max.)	tan δ* ³	LC* ⁴ (μA)		
SEPC	2.5	100	5.0	9.0	B9	4180	7	0.10	500	2SEPC100MZ	
		300	5.0	9.0		4180	7	0.10	500	2SEPC330MZ	
		390	6.3	6.0	C6	3900	10	0.12	500	2SEPC390M	
		470	5.0	9.0	B9	4180	7	0.10	500	2SEPC470MZ	
		560	5.0	9.0		4180	7	0.10	500	2SEPC560MZ	
			6.3	6.0	C6	3900	10	0.12	500	2SEPC560M	
			6.3	9.0	C9	5600	7	0.10	500	2SEPC560MW	
		820	8.0	9.0	E9	4700	8	0.10	280	2SEPC560MX	
			6.3	9.0	C9	5600	7	0.10	500	2SEPC820MW	
			8.0	7.0	E7	5300	8	0.10	500	2SEPC820MD	
			8.0	9.0	E9	6100	7	0.10	500	2SEPC820MX	
				9.0		7200	5	0.10	500	2SEPC820MY	
		8.0	13.0	E13	6100	7	0.10	500	2R5SEPC820M		
		1000	8.0	9.0	E9	6100	7	0.10	500	2SEPC1000MX	
	2700	10.0	13.0	F13	5560	10	0.10	1350	2SEPC2700M		
	4.0	560	6.3	9.0	C9	5600	7	0.10	500	4SEPC560MW	
			8.0	9.0	E9	6100	7	0.10	500	4SEPC560MX	
			8.0	13.0	E13	6100	7	0.10	500	4SEPC560M	
		680	8.0	13.0		6100	7	0.10	544	4SEPC680M	
		820	10.0	13.0	F13	6640	7	0.10	656	4SEPC820M	
	6.3	220	6.3	5.5	C55	2980	18	0.12	280	6SEPC220M	
			6.3	9.0	C9	5600	7	0.10	592	6SEPC470MW	
		470	8.0	9.0	E9	5700	8	0.10	592	6SEPC470MX	
			8.0	13.0	E13	5700	8	0.10	592	6SEPC470M	
			6.3	9.0	C9	5600	7	0.10	705	6SEPC560MW	
		560	8.0	9.0	E9	6100	7	0.10	705	6SEPC560MX	
			680	10.0	13.0	E13	6640	7	0.10	857	6SEPC680M
			1000	8.0	7.0	E7	3530	18	0.10	1260	6SEPC1000MD
			1500	10.0	13.0	F13	5560	10	0.10	1890	6SEPC1500M
	10		270	8.0	7.0	E7	3220	22	0.12	500	10SEPC270MD
	16	100	6.3	6.0	C6	2490	24	0.10	320	16SEPC100M	
			6.3	9.0	C9	4680	10	0.10	500	16SEPC100MW	
		150	8.0	7.0	E7	3220	22	0.12	500	16SEPC150MD	
		180	8.0	9.0	E9	5000	10	0.10	576	16SEPC180MX	
			8.0	12.0	E12	4360	16	0.10	576	16SEPC180M	
		220	8.0	7.0	E7	4150	13	0.10	500	16SEPC220MD	
		270	8.0	9.0	E9	5000	10	0.10	864	16SEPC270MX	
			8.0	12.0	E12	5000	11	0.10	864	16SEPC270M	
	470	10.0	13.0	F13	6100	10	0.10	1504	16SEPC470M		

*1 Ripple current (100 kHz/ +105 °C), *2 ESR (100 kHz to 300 kHz/+20 °C) *3 tan δ (120 Hz/+20 °C) *4 After 2 minutes
 ◆ Please refer to each page in this catalog for "Flow conditions" and "Taping specifications".

Frequency correction factor for ripple current

Frequency	120 Hz ≤ f < 1 kHz	1 kHz ≤ f < 10 kHz	10 kHz ≤ f < 100 kHz	100 kHz ≤ f < 500 kHz
Coefficient	0.05	0.3	0.7	1