



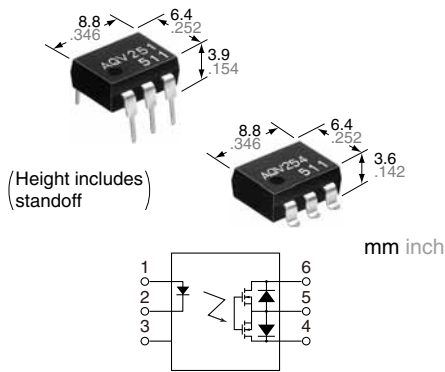


Standard type:  (AQV258) / Reinforced type:  (AQV253H, AQV254H)   (AQV256H)

**DIP6-pin type with
low on-resistance and
reinforced insulation**

**PhotoMOS[®]
HE 1 Form A
(AQV250, AQV250H)**



RoHS compliant

FEATURES

- Wide variation of 40V, 60V, 100V, 200V, 250V, 400V, 600V, 1,000V and 1,500V load voltage
- Low on-resistance of typ. 0.6Ω (AQV251)
- Reinforced insulation type of 5,000V I/O isolation available

TYPICAL APPLICATIONS

- Measuring instruments
- Data communication equipment
- Telephone equipment
- Automatic meter reading device

TYPES

| | I/O isolation | Output rating* | | Package | Part No. | | | | Packing quantity | |
|----------------|-------------------|----------------|--------------|--------------------|-----------------------|--------------------------------|--------------------------------|-----------|--|------------|
| | | Load voltage | Load current | | Through hole terminal | Surface-mount terminal | | Tube | Tape and reel | |
| | | | | | | Tape and reel packing style | | | | |
| | | | | Tube packing style | | Picked from the 1/2/3-pin side | Picked from the 4/5/6-pin side | | | |
| AC/DC dual use | 1,500V | 40 V | 500 mA | DIP6-pin | AQV251 | AQV251A | AQV251AX | AQV251AZ | 1 tube contains: 50 pcs. 1 batch contains: 500 pcs. | 1,000 pcs. |
| | | 60 V | 400 mA | | AQV252 | AQV252A | AQV252AX | AQV252AZ | | |
| | | 100 V | 350 mA | | AQV255 | AQV255A | AQV255AX | AQV255AZ | | |
| | | 200 V | 250 mA | | AQV257 | AQV257A | AQV257AX | AQV257AZ | | |
| | | 250 V | 200 mA | | AQV253 | AQV253A | AQV253AX | AQV253AZ | | |
| | | 400 V | 150 mA | | AQV254 | AQV254A | AQV254AX | AQV254AZ | | |
| | | 1,000 V | 30 mA | | AQV259 | AQV259A | AQV259AX | AQV259AZ | | |
| | | 1,500 V | 20 mA | | AQV258 | AQV258A | AQV258AX | AQV258AZ | | |
| | Reinforced 5,000V | 250 V | 200 mA | | AQV253H | AQV253HA | AQV253HAX | AQV253HAZ | | |
| | | 400 V | 150 mA | | AQV254H | AQV254HA | AQV254HAX | AQV254HAZ | | |
| | | 600 V | 130 mA | | AQV256H | AQV256HA | AQV256HAX | AQV256HAZ | | |
| | | | | | | | | | | |

*Indicate the peak AC and DC values.

Note: The surface mount terminal indicator "A" and the packing style indicator "X" or "Z" are not marked on the device.

RATING

1. Absolute maximum ratings (Ambient temperature: 25°C 77°F)

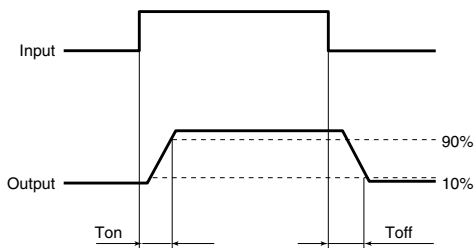
| Item | Symbol | Type of connection | AQV251(A) | AQV252(A) | AQV255(A) | AQV257(A) | AQV253(A) | AQV254(A) | AQV259(A) | AQV258(A) | AQV253H(A) | AQV254H(A) | AQV256H(A) | Remarks | |
|-------------------------|-------------------------|--------------------|---------------------------------|-----------|-----------|-----------|-----------|------------|-----------|-----------|------------|------------|------------|---|------------------------------|
| Input | LED forward current | I _F | 50 mA | | | | | | | | | | | | |
| | LED reverse voltage | V _R | 5 V | | | | | | | | | | | | |
| | Peak forward current | I _{FP} | 1 A | | | | | | | | | | | f = 100 Hz, Duty factor +0.1% | |
| | Power dissipation | P _{in} | 75 mW | | | | | | | | | | | | |
| Output | Load voltage (peak AC) | V _L | 40V | 60V | 100V | 200V | 250V | 400V | 1,000V | 1,500V | 250V | 400V | 600V | | |
| | Continuous load current | I _L | A | 0.5A | 0.4A | 0.35A | 0.25A | 0.2A | 0.15A | 0.03A | 0.02A | 0.2A | 0.15A | 0.13A | A connection: Peak AC, DC |
| | | | B | 0.7A | 0.6A | 0.45A | 0.35A | 0.3A | 0.18A | 0.04A | 0.025A | 0.3A | 0.18A | 0.14A | B, C connection: DC |
| | | | C | 1.0A | 0.8A | 0.70A | 0.5A | 0.4A | 0.25A | 0.05A | 0.04A | 0.4A | 0.25A | 0.16A | |
| | Peak load current | I _{peak} | 1.8A | 1.5A | 1.0A | 0.75A | 0.6A | 0.5A | 0.09A | 0.06A | 0.6A | 0.5A | 0.4A | A connection: 100 ms (1 shot) V _L = DC | |
| Power dissipation | P _{out} | 360 mW | | | | | | | | | | | | | |
| Total power dissipation | P _T | 410 mW | | | | | | | | | | | | | |
| I/O isolation voltage | V _{iso} | 1,500 V AC | | | | | | 5,000 V AC | | | | | | | |
| | | | | | | | | | | | | | | | |
| Temperature limits | Operating | T _{opr} | -40°C to +85°C -40°F to +185°F | | | | | | | | | | | Non-condensing at low temperatures | |
| | Storage | T _{stg} | -40°C to +100°C -40°F to +212°F | | | | | | | | | | | | |

HE 1 Form A (AQV25○, AQV25○H)

2. Electrical characteristics (Ambient temperature: 25°C 77°F)

| Item | | Symbol | Type of connection | AQV251(A) | AQV252(A) | AQV255(A) | AQV257(A) | AQV253(A) | AQV254(A) | AQV259(A) | AQV258(A) | AQV253H(A) | AQV254H(A) | AQV256H(A) | Condition | | |
|----------------------------------|----------------------|-------------------|--------------------|--|-----------|-----------|-----------|-----------|-----------|-----------|-----------|------------|--|--|--|--|------------------------|
| Input | LED operate current | Typical | I _{Fon} | 0.9 mA | | | | | | | | 1.4 mA | | | I _L = Max. | | |
| | | Maximum | | 3 mA | | | | | | | | | | | | | |
| | LED turn off current | Minimum | I _{Foff} | 0.4 mA | | | | | | | | | | | | | I _L = Max. |
| | | Typical | | 0.8 mA | | | | | | 1.3 mA | | | | | | | |
| LED dropout voltage | Typical | V _F | — | 1.25 V (1.14 V at I _F = 5 mA) | | | | | | | | | | | | | I _F = 50 mA |
| | Maximum | | | 1.5 V | | | | | | | | | | | | | |
| Output | On resistance | Typical | R _{on} | A | 0.6 Ω | 0.74 Ω | 1.8 Ω | 2.6 Ω | 5.5 Ω | 12.4 Ω | 85 Ω | 345 Ω | 5.5 Ω | 12.4 Ω | 20 Ω | I _F = 5 mA I _L = Max. Within 1 s on time | |
| | | Maximum | | | 1 Ω | 1.4 Ω | 2.5 Ω | 4 Ω | 8 Ω | 16 Ω | 200 Ω | 500 Ω | 8 Ω | 16 Ω | 30 Ω | | |
| | On resistance | Typical | R _{on} | B | 0.3 Ω | 0.37 Ω | 0.9 Ω | 1.4 Ω | 2.7 Ω | 6.2 Ω | 60 Ω | 345 Ω | 2.7 Ω | 6.2 Ω | 15 Ω | I _F = 5 mA I _L = Max. Within 1 s on time | |
| | | Maximum | | | 0.5 Ω | 0.7 Ω | 1.25 Ω | 2 Ω | 4 Ω | 8 Ω | 100 Ω | 500 Ω | 4 Ω | 8 Ω | 20 Ω | | |
| | On resistance | Typical | R _{on} | C | 0.15 Ω | 0.18 Ω | 0.45 Ω | 0.7 Ω | 1.4 Ω | 3.1 Ω | 30 Ω | 160 Ω | 1.4 Ω | 3.1 Ω | 7.5 Ω | I _F = 5 mA I _L = Max. Within 1 s on time | |
| | | Maximum | | | 0.25 Ω | 0.35 Ω | 0.63 Ω | 1 Ω | 2 Ω | 4 Ω | 50 Ω | 250 Ω | 2 Ω | 4 Ω | 10 Ω | | |
| Off state leakage current | Maximum | I _{Leak} | — | 1 μA | | | | | | 10 μA | | 1 μA | | | I _F = 0 mA V _L = Max. | | |
| Transfer characteristics | Turn on time* | Typical | T _{on} | 1.7 ms | 1.4 ms | 0.9 ms | 1.5 ms | 0.8 ms | 0.6 ms | 0.35 ms | 2.4 ms | 1.8 ms | 1.2 ms | I _F = 5 mA I _L = Max. | | | |
| | | Maximum | | 3 ms | 2 ms | 3 ms | 2 ms | 1 ms | 4 ms | 3ms | | | | | | | |
| | Turn off time* | Typical | T _{off} | 0.07 ms | 0.09 ms | 0.1 ms | 0.06 ms | 0.05 ms | 0.04 ms | 0.06 ms | 0.05 ms | 0.06 ms | I _F = 5 mA I _L = Max. | | | | |
| | | Maximum | | 0.2 ms | | | | | | | | | | | | | |
| I/O capacitance | Typical | C _{iso} | — | 1.3 pF | | | | | | | | | | | f = 1 MHz V _B = 0 V | | |
| | Maximum | | | 3 pF | | | | | | | | | | | | | |
| Initial I/O isolation resistance | Minimum | R _{iso} | — | 1,000 MΩ | | | | | | | | | | | 500 V DC | | |

*Turn on/Turn off time



RECOMMENDED OPERATING CONDITIONS

Please obey the following conditions to ensure proper device operation and resetting.

| Item | Symbol | Recommended value | Unit |
|-------------------|----------------|---|------|
| Input LED current | I _F | Standard type: 5 Reinforced insulation type: 5 to 10 | mA |

■ These products are not designed for automotive use.

If you are considering to use these products for automotive applications, please contact your local Panasonic Corporation technical representative.

■ Continual DC bias (for AQV258**, AQV259**)

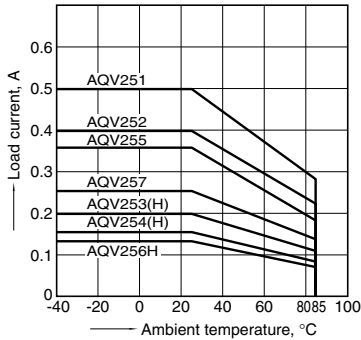
In cases in which a continual DC bias is applied between the input and output, the output-side MOS-FET may deteriorate due to the voltage. Therefore, please verify operation of the actual design before using. An example of a circuit that might undergo MOS-FET deterioration due to voltage is given below.

REFERENCE DATA

1.-(1) Load current vs. ambient temperature characteristics

Allowable ambient temperature: -40°C to +85°C
-40°F to +185°F ;

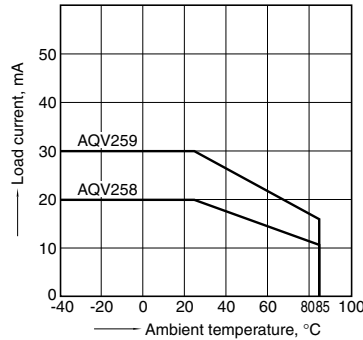
Type of connection: A



1.-(2) Load current vs. ambient temperature characteristics

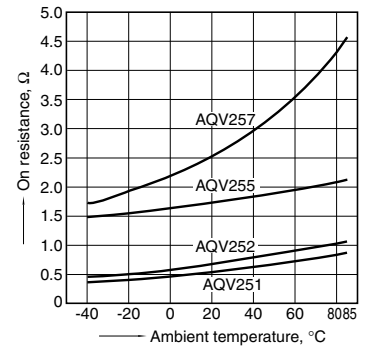
Allowable ambient temperature: -40°C to +85°C
-40°F to +185°F ;

Type of connection: A



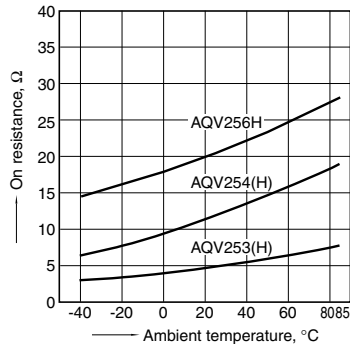
2.-(1) On resistance vs. ambient temperature characteristics

Measured portion: between terminals 4 and 6;
LED current: 5 mA;
Continuous load current: Max. (DC)



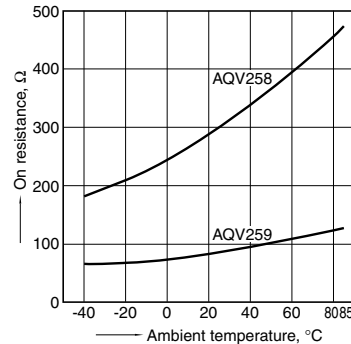
2.-(2) On resistance vs. ambient temperature characteristics

Measured portion: between terminals 4 and 6;
LED current: 5 mA;
Continuous load current: Max. (DC)



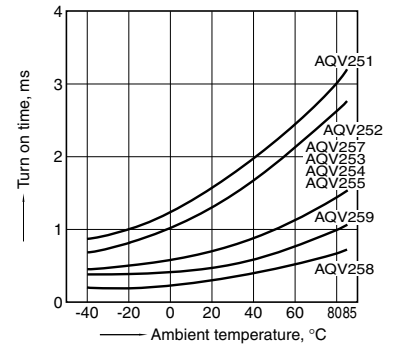
2.-(3) On resistance vs. ambient temperature characteristics

Measured portion: between terminals 4 and 6;
LED current: 5 mA;
Continuous load current: 30 mA (DC)



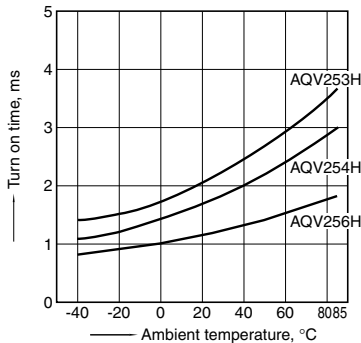
3.-(1) Turn on time vs. ambient temperature characteristics

LED current: 5 mA;
Load voltage: Max. (DC);
Continuous load current: Max. (DC)



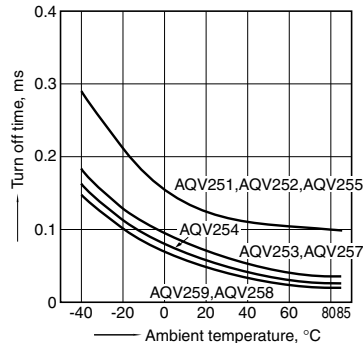
3.-(2) Turn on time vs. ambient temperature characteristics

LED current: 5 mA; Load voltage: Max. (DC);
Continuous load current: Max. (DC)



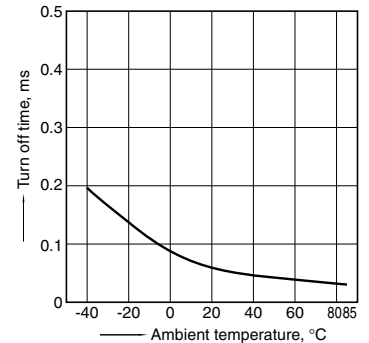
4.-(1) Turn off time vs. ambient temperature characteristics

LED current: 5 mA; Load voltage: Max. (DC);
Continuous load current: Max. (DC)



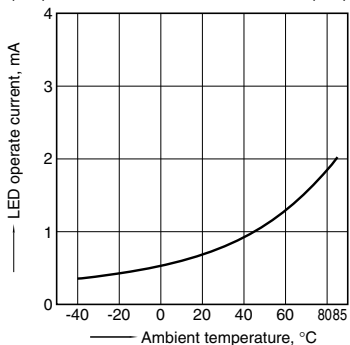
4.-(2) Turn off time vs. ambient temperature characteristics

Sample: AQV253H, AQV254H, AQV256H
LED current: 5 mA; Load voltage: Max. (DC);
Continuous load current: Max. (DC)



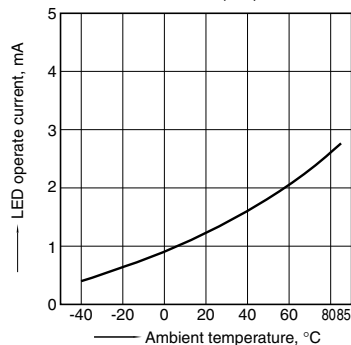
5.-(1) LED operate current vs. ambient temperature characteristics

Sample: AQV251, AQV252, AQV253, AQV254, AQV255, AQV257, AQV258, AQV259; Load voltage: Max. (DC); Continuous load current: Max. (DC)



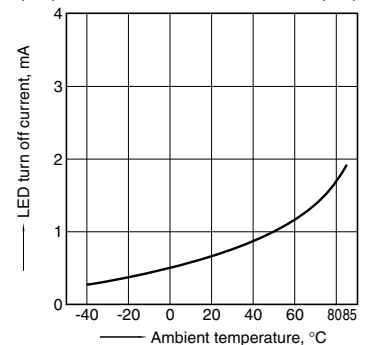
5.-(2) LED operate current vs. ambient temperature characteristics

Sample: AQV253H, AQV254H, AQV256H; Load voltage: Max. (DC); Continuous load current: Max. (DC)



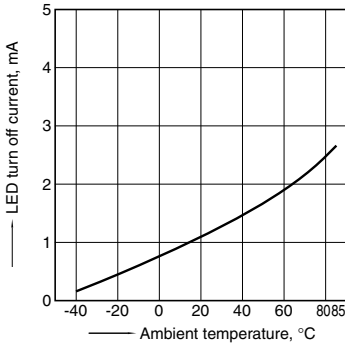
6.-(1) LED turn off current vs. ambient temperature characteristics

Sample: AQV251, AQV252, AQV253, AQV254, AQV255, AQV257, AQV258, AQV259; Load voltage: Max. (DC); Continuous load current: Max. (DC)

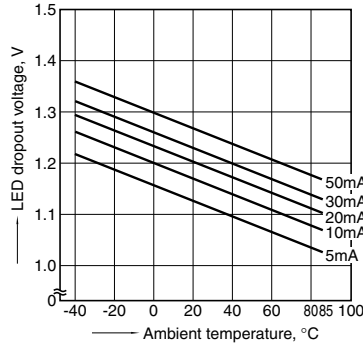


HE 1 Form A (AQV250, AQV250H)

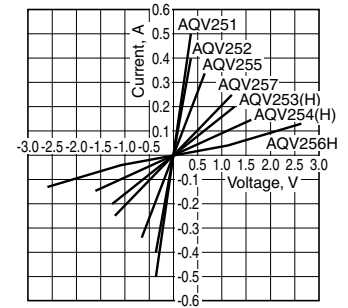
6.-(2) LED turn off current vs. ambient temperature characteristics
 Sample: AQV253H, AQV254H, AQV256H;
 Load voltage: Max. (DC);
 Continuous load current: Max. (DC)



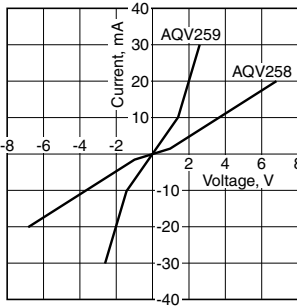
7. LED dropout voltage vs. ambient temperature characteristics
 LED current: 5 to 50 mA



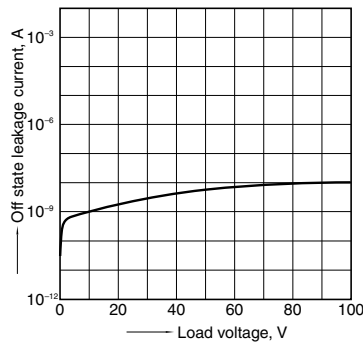
8.-(1) Current vs. voltage characteristics of output at MOS portion
 Measured portion: between terminals 4 and 6;
 Ambient temperature: 25°C 77°F



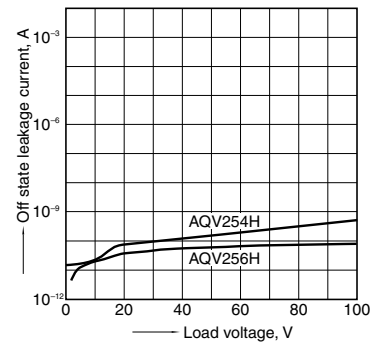
8.-(2) Current vs. voltage characteristics of output at MOS portion
 Measured portion: between terminals 4 and 6;
 Ambient temperature: 25°C 77°F



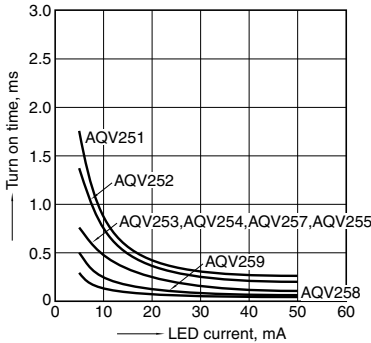
9.-(1) Off state leakage current vs. load voltage characteristics
 Sample: AQV259;
 Measured portion: between terminals 4 and 6;
 Ambient temperature: 25°C 77°F



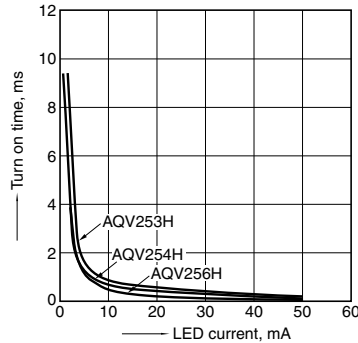
9.-(2) Off state leakage current vs. load voltage characteristics
 Measured portion: between terminals 4 and 6;
 Ambient temperature: 25°C 77°F



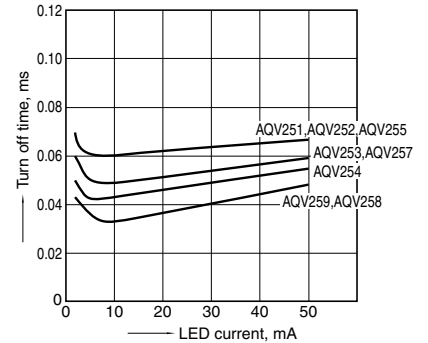
10.-(1) Turn on time vs. LED forward current characteristics
 Measured portion: between terminals 4 and 6;
 Load voltage: Max. (DC); Continuous load current: Max. (DC); Ambient temperature: 25°C 77°F



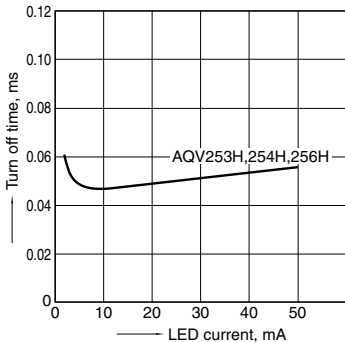
10.-(2) Turn on time vs. LED forward current characteristics
 Measured portion: between terminals 4 and 6;
 Load voltage: Max. (DC); Continuous load current: Max. (DC); Ambient temperature: 25°C 77°F



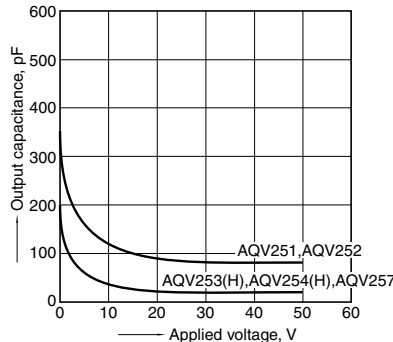
11.-(1) Turn off time vs. LED forward current characteristics
 Measured portion: between terminals 4 and 6;
 Load voltage: Max. (DC); Continuous load current: Max. (DC); Ambient temperature: 25°C 77°F



11.-(2) Turn off time vs. LED forward current characteristics
 Measured portion: between terminals 4 and 6;
 Load voltage: Max. (DC); Continuous load current: Max. (DC); Ambient temperature: 25°C 77°F



12.-(1) Output capacitance vs. applied voltage characteristics
 Measured portion: between terminals 4 and 6;
 Frequency: 1 MHz;
 Ambient temperature: 25°C 77°F



12.-(2) Output capacitance vs. applied voltage characteristics
 Sample: AQV259;
 Measured portion: between terminals 4 and 6;
 Frequency: 1 MHz; Ambient temperature: 25°C 77°F

