

### Chip Inductors High Frequency Use (Non Magnetic Core)

Type: **ELJRF**  
**ELJRE**



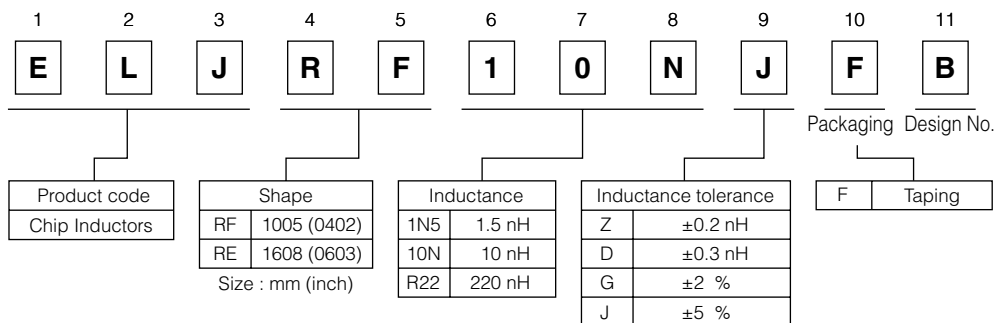
#### ■ Features

- High frequency capability due to its non magnetic core.
- Capable of being Re-flow or flow soldered.
- Unique Ceramic Core/Laser-cut Technology.
- Non polarity product.
- Good for mounting.
- RoHS compliant

#### ■ Recommended Applications

- RF circuitry for cellular phones and wireless communication equipment.

#### ■ Explanation of Part Numbers



#### ■ Storage Conditions

- Package : Normal temperature (−5 to 35 °C), normal humidity (85 %RH max.), shall not be exposed to direct sunlight and harmful gases and care should be taken so as not to cause dew.
- Operating Temperature : −40 to +85 °C

#### ■ Storage Period

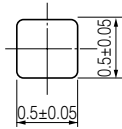
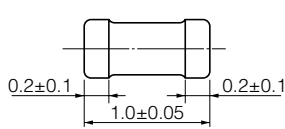
- Solderability may be reduced due to the conditions of high temperature and high humidity which causes the oxidation of tin-plated terminals. Even if storage conditions are within specified limits, solderability may be reduced with the passage of time. Therefore, please control the storage conditions and try to use the product within 6 months of receipt.

#### ■ Packaging Methods, Soldering Conditions and Safety Precautions

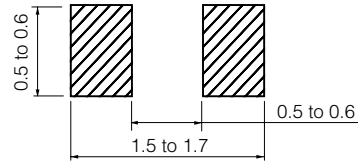
Please see Data Files.

### RF Type 1005 (0402)

● Dimensions in mm (not to scale)



● Recommended Land Pattern in mm (not to scale)



### Standard Packing Quantity

● 10000 pcs./Reel

### Standard Parts (E12 series)

| Part No.    | Inductance |                            |                     | Q    |                     | SRF *1<br>(MHz) min. | R <sub>DC</sub> *2<br>(Ω) max. | DC Current<br>(mA) max. |
|-------------|------------|----------------------------|---------------------|------|---------------------|----------------------|--------------------------------|-------------------------|
|             | (nH)       | Tolerance (%)              | Test Freq.<br>(MHz) | min. | Test Freq.<br>(MHz) |                      |                                |                         |
| ELJRF1N0□FB | 1.0        | D : ±0.3 nH<br>Z : ±0.2 nH | 100                 | 8    | 100                 | 6000                 | 0.05                           | 400                     |
| ELJRF1N2□FB | 1.2        |                            |                     |      |                     | 6000                 | 0.06                           | 400                     |
| ELJRF1N5□FB | 1.5        |                            |                     |      |                     | 6000                 | 0.07                           | 400                     |
| ELJRF1N8□FB | 1.8        |                            |                     |      |                     | 6000                 | 0.08                           | 400                     |
| ELJRF2N2□FB | 2.2        |                            |                     |      |                     | 6000                 | 0.09                           | 400                     |
| ELJRF2N7□FB | 2.7        |                            |                     |      |                     | 5500                 | 0.10                           | 400                     |
| ELJRF3N3□FB | 3.3        |                            |                     |      |                     | 5500                 | 0.12                           | 400                     |
| ELJRF3N9□FB | 3.9        |                            |                     |      |                     | 5200                 | 0.15                           | 360                     |
| ELJRF4N7□FB | 4.7        |                            |                     |      |                     | 4800                 | 0.17                           | 360                     |
| ELJRF5N6□FB | 5.6        |                            |                     |      |                     | 4600                 | 0.19                           | 340                     |
| ELJRF6N8□FB | 6.8        | J : ±5 %<br>G : ±2 %       | 100                 | 8    | 100                 | 4000                 | 0.30                           | 320                     |
| ELJRF8N2□FB | 8.2        |                            |                     |      |                     | 3500                 | 0.35                           | 320                     |
| ELJRF10N□FB | 10         |                            |                     |      |                     | 2800                 | 0.41                           | 320                     |
| ELJRF12N□FB | 12         |                            |                     |      |                     | 2800                 | 0.45                           | 320                     |
| ELJRF15N□FB | 15         |                            |                     |      |                     | 2500                 | 0.60                           | 240                     |
| ELJRF18N□FB | 18         |                            |                     |      |                     | 2200                 | 0.70                           | 240                     |
| ELJRF22N□FB | 22         |                            |                     |      |                     | 2000                 | 0.80                           | 200                     |
| ELJRF27N□FB | 27         |                            |                     |      |                     | 1800                 | 1.20                           | 200                     |
| ELJRF33N□FB | 33         |                            |                     |      |                     | 1800                 | 1.40                           | 170                     |
| ELJRF39N□FB | 39         |                            |                     |      |                     | 1800                 | 1.70                           | 150                     |
| ELJRF47N□FB | 47         | 1800                       | 2.10                | 140  |                     |                      |                                |                         |
| ELJRF56N□FB | 56         | 1500                       | 2.50                | 130  |                     |                      |                                |                         |
| ELJRF68N□FB | 68         | 1500                       | 4.00                | 120  |                     |                      |                                |                         |
| ELJRF82N□FB | 82         | 1400                       | 4.50                | 110  |                     |                      |                                |                         |
| ELJRFR10□FB | 100        | 1200                       | 5.50                | 90   |                     |                      |                                |                         |

□ : Symbol of Tolerance \*1 : Self Resonant Frequency \*2 : DC Resistance

### Standard Parts (E24 series)

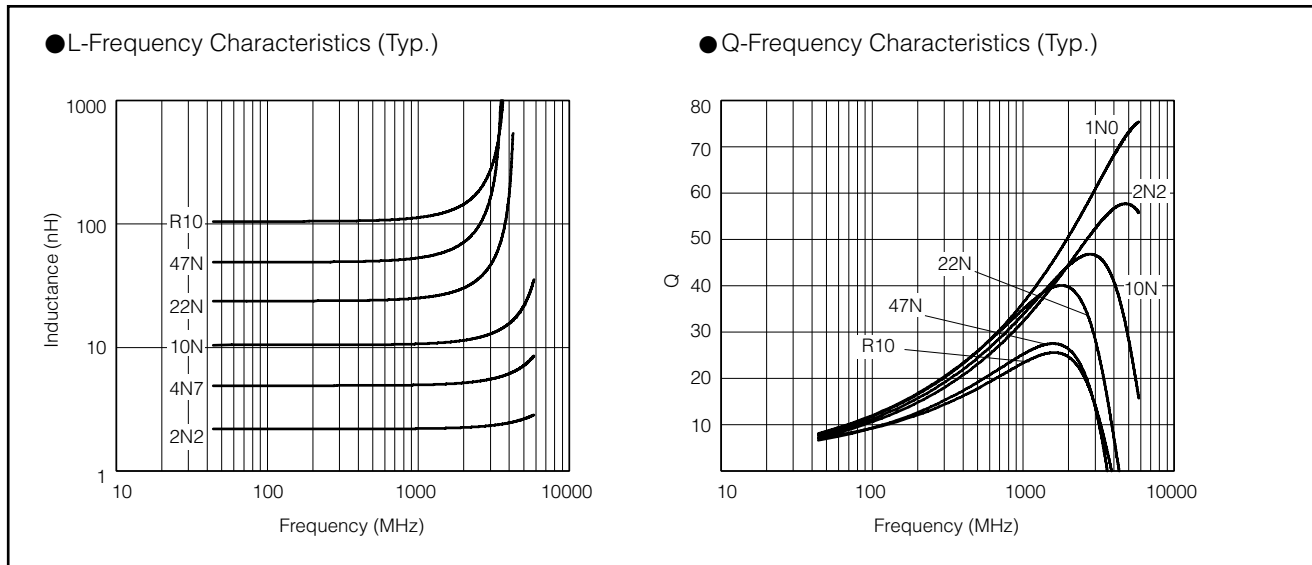
| Part No.    | Inductance |                            |                     | Q    |                     | SRF *1<br>(MHz) min. | R <sub>DC</sub> *2<br>(Ω) max. | DC Current<br>(mA) max. |
|-------------|------------|----------------------------|---------------------|------|---------------------|----------------------|--------------------------------|-------------------------|
|             | (nH)       | Tolerance (%)              | Test Freq.<br>(MHz) | min. | Test Freq.<br>(MHz) |                      |                                |                         |
| ELJRF2N0□FB | 2.0        | D : ±0.3 nH<br>Z : ±0.2 nH | 100                 | 8    | 100                 | 6000                 | 0.08                           | 400                     |
| ELJRF2N4□FB | 2.4        |                            |                     |      |                     | 6000                 | 0.09                           | 400                     |
| ELJRF3N0□FB | 3.0        |                            |                     |      |                     | 5500                 | 0.11                           | 400                     |
| ELJRF3N6□FB | 3.6        |                            |                     |      |                     | 5300                 | 0.14                           | 380                     |
| ELJRF4N3□FB | 4.3        |                            |                     |      |                     | 5000                 | 0.16                           | 360                     |
| ELJRF5N1□FB | 5.1        |                            |                     |      |                     | 4700                 | 0.18                           | 350                     |
| ELJRF6N2□FB | 6.2        | J : ±5 %<br>G : ±2 %       | 100                 | 8    | 100                 | 4300                 | 0.25                           | 330                     |
| ELJRF7N5□FB | 7.5        |                            |                     |      |                     | 3700                 | 0.33                           | 320                     |
| ELJRF9N1□FB | 9.1        |                            |                     |      |                     | 3100                 | 0.38                           | 320                     |
| ELJRF11N□FB | 11         |                            |                     |      |                     | 2800                 | 0.43                           | 320                     |
| ELJRF13N□FB | 13         |                            |                     |      |                     | 2600                 | 0.53                           | 280                     |
| ELJRF16N□FB | 16         |                            |                     |      |                     | 2300                 | 0.65                           | 240                     |
| ELJRF20N□FB | 20         |                            |                     |      |                     | 2100                 | 0.75                           | 220                     |
| ELJRF24N□FB | 24         |                            |                     |      |                     | 1900                 | 1.00                           | 200                     |
| ELJRF30N□FB | 30         |                            |                     |      |                     | 1800                 | 1.30                           | 190                     |
| ELJRF36N□FB | 36         |                            |                     |      |                     | 1800                 | 1.60                           | 160                     |
| ELJRF43N□FB | 43         | 1800                       | 1.90                | 150  |                     |                      |                                |                         |

□ : Symbol of Tolerance \*1 : Self Resonant Frequency \*2 : DC Resistance

Design and specifications are each subject to change without notice. Ask factory for the current technical specifications before purchase and/or use. Should a safety concern arise regarding this product, please be sure to contact us immediately.

### ■ ELJRF Type

### ■ Typical Characteristics



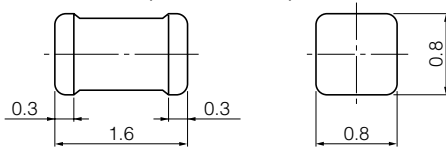
### ■ Reference Date

| Part No     | Inductance (nH)(Typ.) |        |        |        |        | Q(Typ.) |        |        |        |        |
|-------------|-----------------------|--------|--------|--------|--------|---------|--------|--------|--------|--------|
|             | 800MHz                | 900MHz | 1.8GHz | 2.0GHz | 2.4GHz | 800MHz  | 900MHz | 1.8GHz | 2.0GHz | 2.4GHz |
| ELJRF1N0□FB | 0.95                  | 0.95   | 0.96   | 0.96   | 0.97   | 31.8    | 33.8   | 47.2   | 49.6   | 54.0   |
| ELJRF1N2□FB | 1.23                  | 1.24   | 1.24   | 1.25   | 1.25   | 31.0    | 33.0   | 43.4   | 45.6   | 49.7   |
| ELJRF1N5□FB | 1.51                  | 1.51   | 1.53   | 1.53   | 1.54   | 32.9    | 34.9   | 48.6   | 50.9   | 55.4   |
| ELJRF1N8□FB | 1.85                  | 1.85   | 1.87   | 1.88   | 1.90   | 31.1    | 33.1   | 45.9   | 48.1   | 52.1   |
| ELJRF2N2□FB | 2.11                  | 2.12   | 2.15   | 2.16   | 2.19   | 28.3    | 30.1   | 41.6   | 43.6   | 47.2   |
| ELJRF2N7□FB | 2.63                  | 2.63   | 2.68   | 2.70   | 2.73   | 28.0    | 28.7   | 39.6   | 41.4   | 44.7   |
| ELJRF3N3□FB | 3.27                  | 3.28   | 3.35   | 3.37   | 3.42   | 29.9    | 31.7   | 43.7   | 45.7   | 49.2   |
| ELJRF3N9□FB | 3.73                  | 3.74   | 3.82   | 3.85   | 3.91   | 29.7    | 31.5   | 43.4   | 45.4   | 48.8   |
| ELJRF4N7□FB | 4.77                  | 4.78   | 4.92   | 4.96   | 5.07   | 33.9    | 35.9   | 49.0   | 51.1   | 54.6   |
| ELJRF5N6□FB | 5.70                  | 5.70   | 5.80   | 5.90   | 6.20   | 30.0    | 31.0   | 40.0   | 41.0   | 42.8   |
| ELJRF6N8□FB | 6.91                  | 6.93   | 7.21   | 7.29   | 7.51   | 28.9    | 30.7   | 41.3   | 42.7   | 45.0   |
| ELJRF8N2□FB | 8.31                  | 8.33   | 8.73   | 8.86   | 9.19   | 31.0    | 32.9   | 43.9   | 45.3   | 47.4   |
| ELJRF10N□FB | 10.21                 | 10.25  | 10.77  | 10.94  | 11.37  | 29.8    | 31.6   | 42.1   | 43.5   | 45.6   |
| ELJRF12N□FB | 12.3                  | 12.3   | 13.1   | 13.3   | 14.0   | 30.8    | 32.6   | 42.9   | 44.1   | 45.4   |
| ELJRF15N□FB | 15.3                  | 15.4   | 16.5   | 16.9   | 17.9   | 28.8    | 30.4   | 39.5   | 40.4   | 41.2   |
| ELJRF18N□FB | 18.4                  | 18.6   | 20.2   | 20.8   | 22.3   | 31.1    | 32.8   | 41.6   | 42.1   | 41.7   |
| ELJRF22N□FB | 23.7                  | 23.9   | 27.5   | 28.8   | 32.5   | 31.3    | 32.9   | 39.6   | 39.4   | 37.2   |
| ELJRF27N□FB | 28.3                  | 28.5   | 32.8   | 34.4   | 38.8   | 28.4    | 29.9   | 36.0   | 35.8   | 33.7   |
| ELJRF33N□FB | 34.6                  | 35.1   | 43.4   | 46.8   | 57.5   | 28.4    | 29.7   | 33.7   | 32.9   | 29.2   |
| ELJRF39N□FB | 40.8                  | 41.4   | 49.9   | 53.2   | 63.3   | 25.6    | 26.9   | 31.1   | 30.5   | 27.5   |
| ELJRF47N□FB | 49.6                  | 50.3   | 62.1   | 66.8   | 81.8   | 22.7    | 23.8   | 26.9   | 26.2   | 23.2   |
| ELJRF56N□FB | 58.4                  | 59.1   | 69.9   | 74.1   | 86.2   | 23.8    | 25.0   | 28.9   | 28.3   | 25.6   |
| ELJRF68N□FB | 71.9                  | 72.9   | 90.4   | 97.5   | 119.9  | 22.3    | 23.3   | 25.4   | 24.3   | 20.4   |
| ELJRF82N□FB | 86.6                  | 87.8   | 107.8  | 115.7  | 140.6  | 21.9    | 22.9   | 25.5   | 24.6   | 21.3   |
| ELJRFR10□FB | 105.5                 | 106.8  | 128.2  | 136.5  | 161.3  | 21.0    | 21.9   | 25.0   | 24.4   | 21.9   |

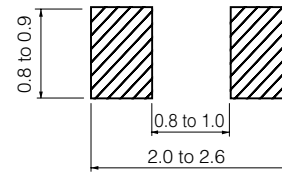
□ : Symbol of Tolerance

■ RE Type 1608 (0603)

● Dimensions in mm (not to scale)



● Recommended Land Pattern in mm (not to scale)



■ Standard Packing Quantity

● 3000 pcs./Reel

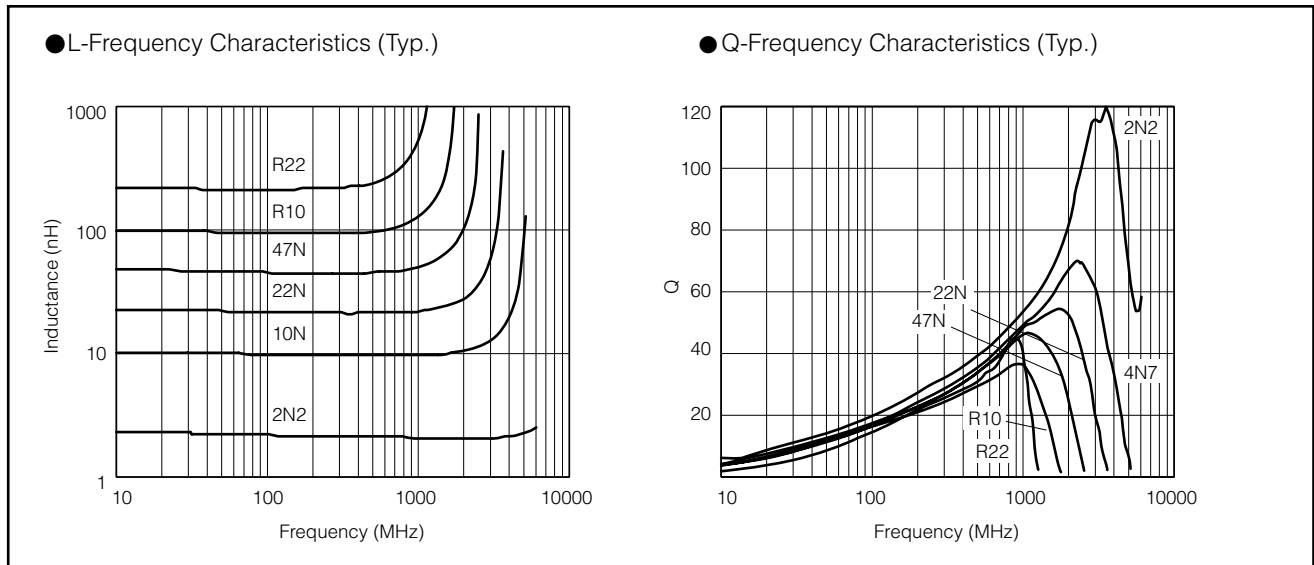
■ Standard Parts (E12 series)

| Part No.    | Inductance |               |                     | Q    |                     | SRF *1<br>(MHz) min. | R <sub>bc</sub> *2<br>(Ω) max. | DC Current<br>(mA) max. |    |
|-------------|------------|---------------|---------------------|------|---------------------|----------------------|--------------------------------|-------------------------|----|
|             | (nH)       | Tolerance (%) | Test Freq.<br>(MHz) | min. | Test Freq.<br>(MHz) |                      |                                |                         |    |
| ELJRE1N0□FA | 1.0        | D : ±0.3 nH   | Z : ±0.2 nH         | 100  | 100                 | 6000                 | 0.05                           | 500                     |    |
| ELJRE1N2□FA | 1.2        |               |                     |      |                     |                      |                                |                         |    |
| ELJRE1N5□FA | 1.5        |               |                     |      |                     |                      |                                |                         |    |
| ELJRE1N8□FA | 1.8        |               |                     |      |                     |                      |                                |                         |    |
| ELJRE2N2□FA | 2.2        |               |                     |      |                     |                      |                                |                         |    |
| ELJRE2N7□FA | 2.7        |               |                     |      |                     |                      |                                |                         |    |
| ELJRE3N3□FA | 3.3        |               |                     |      |                     |                      |                                |                         |    |
| ELJRE3N9□FA | 3.9        | J : ±5 %      | G : ±2 %            | 100  | 100                 | 5500                 | 0.15                           | 450                     |    |
| ELJRE4N7□FA | 4.7        |               |                     |      |                     |                      |                                |                         |    |
| ELJRE5N6□FA | 5.6        |               |                     |      |                     |                      |                                |                         |    |
| ELJRE6N8□FA | 6.8        |               |                     |      |                     |                      |                                |                         |    |
| ELJRE8N2□FA | 8.2        |               |                     |      |                     |                      |                                |                         |    |
| ELJRE10N□FA | 10         |               |                     |      |                     |                      |                                |                         |    |
| ELJRE12N□FA | 12         |               |                     |      |                     |                      |                                |                         |    |
| ELJRE15N□FA | 15         |               |                     |      |                     |                      |                                |                         |    |
| ELJRE18N□FA | 18         |               |                     |      |                     |                      |                                |                         |    |
| ELJRE22N□FA | 22         |               |                     |      |                     |                      |                                |                         |    |
| ELJRE27N□FA | 27         |               |                     |      |                     |                      |                                |                         |    |
| ELJRE33N□FA | 33         |               |                     |      |                     |                      |                                |                         | 11 |
| ELJRE39N□FA | 39         |               |                     |      |                     |                      |                                |                         |    |
| ELJRE47N□FA | 47         |               |                     |      |                     |                      |                                |                         |    |
| ELJRE56N□FA | 56         | 12            | 1800                | 1.20 | 250                 |                      |                                |                         |    |
| ELJRE68N□FA | 68         |               |                     |      |                     |                      |                                |                         |    |
| ELJRE82N□FA | 82         |               |                     |      |                     |                      |                                |                         |    |
| ELJRER10□FA | 100        | 25.2          | 25.2                | 1300 | 1.80                | 200                  |                                |                         |    |
| ELJRER12□FA | 120        |               |                     |      |                     |                      |                                |                         |    |
| ELJRER15□FA | 150        |               |                     |      |                     |                      |                                |                         |    |
| ELJRER18□FA | 180        |               |                     |      |                     |                      |                                |                         |    |
| ELJRER22□FA | 220        | 4             | 900                 | 7.50 | 70                  |                      |                                |                         |    |
|             |            |               |                     |      |                     |                      |                                |                         |    |

□ : Symbol of Tolerance \*1 : Self Resonant Frequency \*2 : DC Resistance

### ■ ELJRE Type

### ■ Typical Characteristics



### ■ Reference Date

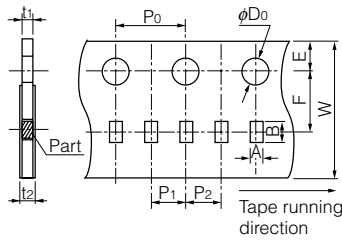
| Part No     | Inductance (nH)(Typ.) |        |        |        |        | Q(Typ.) |        |        |        |        |
|-------------|-----------------------|--------|--------|--------|--------|---------|--------|--------|--------|--------|
|             | 800MHz                | 900MHz | 1.8GHz | 2.0GHz | 2.4GHz | 800MHz  | 900MHz | 1.8GHz | 2.0GHz | 2.4GHz |
| ELJRE1N0□FA | 1.01                  | 1.01   | 0.99   | 0.98   | 0.98   | 71.2    | 76.8   | 116.8  | 129.6  | 155.8  |
| ELJRE1N2□FA | 1.19                  | 1.19   | 1.18   | 1.17   | 1.17   | 65.1    | 69.8   | 102.7  | 113.9  | 136.9  |
| ELJRE1N5□FA | 1.41                  | 1.41   | 1.39   | 1.39   | 1.38   | 52.7    | 56.2   | 79.6   | 88.0   | 103.3  |
| ELJRE1N8□FA | 1.86                  | 1.86   | 1.84   | 1.84   | 1.84   | 55.9    | 59.6   | 86.7   | 97.5   | 117.0  |
| ELJRE2N2□FA | 2.10                  | 2.09   | 2.07   | 2.07   | 2.07   | 48.6    | 51.3   | 74.8   | 83.6   | 98.6   |
| ELJRE2N7□FA | 2.59                  | 2.59   | 2.58   | 2.59   | 2.60   | 48.6    | 51.3   | 71.1   | 78.1   | 89.9   |
| ELJRE3N3□FA | 3.09                  | 3.08   | 3.08   | 3.09   | 3.11   | 49.6    | 52.7   | 78.5   | 88.6   | 105.8  |
| ELJRE3N9□FA | 3.61                  | 3.61   | 3.63   | 3.65   | 3.69   | 50.2    | 53.0   | 70.5   | 77.1   | 87.0   |
| ELJRE4N7□FA | 4.42                  | 4.42   | 4.48   | 4.52   | 4.60   | 46.3    | 49.4   | 69.4   | 76.6   | 86.1   |
| ELJRE5N6□FA | 5.39                  | 5.39   | 5.49   | 5.55   | 5.66   | 49.5    | 52.8   | 75.4   | 84.0   | 94.3   |
| ELJRE6N8□FA | 6.59                  | 6.60   | 6.79   | 6.89   | 7.08   | 49.3    | 52.8   | 78.1   | 86.7   | 97.0   |
| ELJRE8N2□FA | 7.97                  | 7.99   | 8.33   | 8.51   | 8.83   | 49.0    | 52.4   | 75.4   | 82.6   | 89.1   |
| ELJRE10N□FA | 9.60                  | 9.63   | 10.22  | 10.51  | 11.07  | 44.2    | 47.0   | 63.4   | 68.0   | 69.7   |
| ELJRE12N□FA | 11.7                  | 11.8   | 12.7   | 13.2   | 14.1   | 44.6    | 47.7   | 64.7   | 68.5   | 67.8   |
| ELJRE15N□FA | 14.6                  | 14.6   | 16.2   | 17.1   | 18.7   | 42.4    | 45.4   | 58.4   | 59.5   | 56.9   |
| ELJRE18N□FA | 17.6                  | 17.8   | 20.2   | 21.5   | 24.2   | 45.9    | 49.4   | 64.6   | 65.0   | 58.8   |
| ELJRE22N□FA | 21.7                  | 21.9   | 26.0   | 28.3   | 33.3   | 43.0    | 45.8   | 54.2   | 52.2   | 43.8   |
| ELJRE27N□FA | 27.2                  | 27.6   | 34.6   | 38.9   | 49.3   | 43.9    | 47.0   | 52.4   | 49.2   | 38.1   |
| ELJRE33N□FA | 33.3                  | 33.9   | 45.5   | 53.2   | 75.2   | 41.8    | 44.4   | 45.2   | 39.3   | 26.2   |
| ELJRE39N□FA | 39.8                  | 40.7   | 58.6   | 71.9   | 117.0  | 42.2    | 44.9   | 40.4   | 33.1   | 18.8   |
| ELJRE47N□FA | 48.3                  | 49.6   | 79.8   | 107.1  | 260.7  | 42.6    | 45.3   | 34.1   | 24.0   | 8.8    |
| ELJRE56N□FA | 59.2                  | 61.1   | 112.8  | 176.3  | 735.5  | 42.0    | 44.5   | 25.1   | 15.2   | 0.8    |
| ELJRE68N□FA | 73.9                  | 77.0   | 185.9  | 459.7  |        | 41.8    | 44.0   | 21.5   | 9.5    |        |
| ELJRE82N□FA | 94.0                  | 99.6   | 494.3  |        |        | 39.7    | 41.5   | 7.7    |        |        |
| ELJRER10□FA | 115.2                 | 123.5  | 2141.2 |        |        | 35.3    | 36.7   | 1.6    |        |        |
| ELJRER12□FA | 143.4                 | 156.9  |        |        |        | 35.2    | 35.7   |        |        |        |
| ELJRER15□FA | 188.5                 | 210.6  |        |        |        | 40.6    | 41.5   |        |        |        |
| ELJRER18□FA | 242.9                 | 280.4  |        |        |        | 39.0    | 39.8   |        |        |        |
| ELJRER22□FA | 337.9                 | 416.6  |        |        |        | 43.2    | 45.3   |        |        |        |

□ : Symbol of Tolerance

Design and specifications are each subject to change without notice. Ask factory for the current technical specifications before purchase and/or use. Should a safety concern arise regarding this product, please be sure to contact us immediately.

### ■ Packaging Methods (Taping)

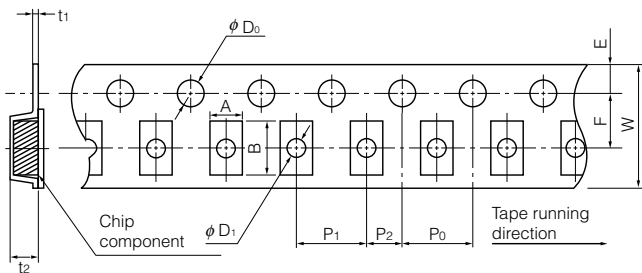
#### ● Punched Carrier Tape Dimensions in mm (not to scale)



#### ● Type □F

|            | A              | B              | W               | E              | F              | P <sub>1</sub> |
|------------|----------------|----------------|-----------------|----------------|----------------|----------------|
| RF, QF, PF | 0.71           | 1.21           | 8.0             | 1.75           | 3.5            | 2.0            |
|            | P <sub>2</sub> | P <sub>0</sub> | φD <sub>0</sub> | t <sub>1</sub> | t <sub>2</sub> |                |
| RF, QF, PF | 2.0            | 4.0            | φ1.5            | 0.7 max.       | 1.0 max.       |                |

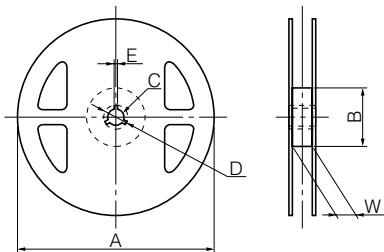
#### ● Embossed Carrier Tape Dimensions in mm (not to scale)



#### ● Type □E

|            | A              | B              | W               | E               | F              | P <sub>1</sub> |
|------------|----------------|----------------|-----------------|-----------------|----------------|----------------|
| RE, QE, PE | 1.0            | 1.8            | 8.0             | 1.75            | 3.5            | 4.0            |
|            | P <sub>2</sub> | P <sub>0</sub> | φD <sub>0</sub> | φD <sub>1</sub> | t <sub>1</sub> | t <sub>2</sub> |
| RE, QE, PE | 2.0            | 4.0            | φ1.5            | φ0.6            | (0.27)         | 1.2            |

#### ● Taping Reel Dimensions in mm (not to scale)



| Types                    | Parts |    |    |    |   |   |
|--------------------------|-------|----|----|----|---|---|
|                          | A     | B  | C  | D  | E | W |
| RF, QF, PF<br>RE, QE, PE | 180   | 60 | 13 | 21 | 2 | 9 |

### ■ Standard Packing Quantity/Reel

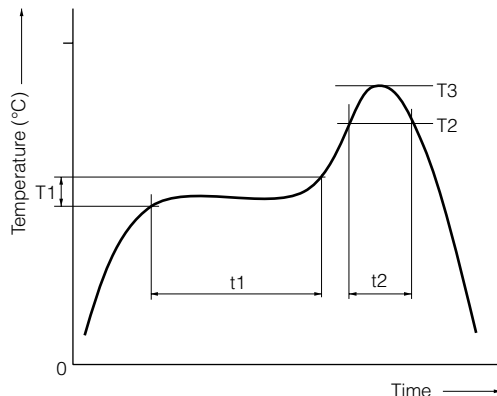
| Types      | Quantity | Quantity   |
|------------|----------|------------|
| RF, QF, PF |          | 10000 pcs. |
| RE, QE, PE |          | 3000 pcs.  |

\* Under conditions of high temperature and humidity deterioration of the taping and packaging may be accelerated.

Please carefully control storage conditions and use the product within 6 months of receipt.

## Soldering Conditions

### ■ Reflow soldering conditions



### ● Pb free solder recommended temperature profile

| Type | Preheat    |           | Soldering |         | Peak Temperature |              | Time of Reflow |
|------|------------|-----------|-----------|---------|------------------|--------------|----------------|
|      | T1 [°C]    | t1 [s]    | T2 [°C]   | t2 [s]  | T3               | T3 Limit     |                |
| □F   | 150 to 180 | 60 to 120 | 230 °C    | 40 max. | 250 °C, 10 s     | 260 °C, 10 s | 2 times max.   |
| □E   | 150 to 180 | 60 to 120 | 230 °C    | 40 max. | 250 °C, 10 s     | 260 °C, 10 s | 2 times max.   |

### ■ Flow soldering conditions

Preheat: 130 to 150 °C, 60 to 180 s, Soldering: 260 °C, 5 s max.

### ■ Notes

- Solderability may be reduced due to the conditions of high temperature and high humidity which causes the oxidation of tin-plated terminals. Even if storage conditions are within specified limits, solderability may be reduced with the passage of time. Therefore, please control the storage conditions and try to use the product within 6 months of receipt.
- In case the product has been stored for a period longer than 6 months, use the product only after confirmation of its solderability.

## ⚠ Safety Precautions (Common precautions for Chip Inductors)

- When using our products, no matter what sort of equipment they might be used for, be sure to make a written agreement on the specifications with us in advance. The design and specifications in this catalog are subject to change without prior notice.
- Do not use the products beyond the specifications described in this catalog.
- This catalog explains the quality and performance of the products as individual components. Before use, check and evaluate their operations when installed in your products.
- Install the following systems for a failsafe design to ensure safety if these products are to be used in equipment where a defect in these products may cause the loss of human life or other significant damage, such as damage to vehicles (automobile, train, vessel), traffic lights, medical equipment, aerospace equipment, electric heating appliances, combustion/gas equipment, rotating equipment, and disaster/crime prevention equipment.
- \* Systems equipped with a protection circuit and a protection device
- \* Systems equipped with a redundant circuit or other system to prevent an unsafe status in the event of a single fault

## ⚠ Precautions for use

### 1. Operation range and environments

- ① These products are designed and manufactured for general and standard use in general electronic equipment (e.g. AV equipment, home electric appliances, office equipment, information and communication equipment)
- ② These products are not intended for use in the following special conditions. Before using the products, carefully check the effects on their quality and performance, and determine whether or not they can be used.
  - In liquid, such as water, oil, chemicals, or organic solvent
  - In direct sunlight, outdoors, or in dust
  - In salty air or air with a high concentration of corrosive gas, such as Cl<sub>2</sub>, H<sub>2</sub>S, NH<sub>3</sub>, SO<sub>2</sub>, or NO<sub>2</sub>
  - In an environment where these products cause dew condensation

### 2. Handling

- ① Do not bring magnets or magnetized materials close to the product. The influence of their magnetic field can change the inductance value.
- ② Do not apply strong mechanical shocks by either dropping or collision with other parts.  
Excessive shock can damage the part.

### 3. Land pattern design

- ① Please refer to the recommended land pattern for each type shown on the datasheet.
- ② Avoid placing the chip inductor on any metal pattern except the recommended land pattern because a drop of Q and mutual conductance may occur.
- ③ In case of flow soldering, venting of soldering flux gases should be made for high density assemblies to get a good solder connection.
- ④ In case of reflow soldering, consider the layout because taller components close to chip inductor tend to block thermal conduction.

### 4. Mounting

- ① In general, magnetic and electric characteristics of ferrite cores can be changed by applying excessively strong force. Placement force should not exceed 20 N.
- ② Do not bend or twist the PWB after mounting the part.

### 5. Cleaning

- ① Do not use acid or alkali agents. Some cleaning solvents may damage the part.  
Confirm by testing the reliability in advance of mass production.
- ② If Ultrasonic cleaning is used, please confirm the reliability in advance.  
It is possible that combined resonance of component and PWB and cavitation can cause an abnormal vibration mode to exist causing damage.

### 6. Caution about applying excessive current

The rated current is defined as the smaller value of either the current value when the inductance drops 10 % down from the initial point or the current value when the average temperature of coil inside rises 20 °C up from the initial point. Do not operate product over the specific max. current.

### <Package markings>

Package markings include the product number, quantity, and country of origin.  
In principle, the country of origin should be indicated in English.