


**NEW**Surface Mount Type **SP-Cap**Series: **FD, CD, CX, UD, UE**

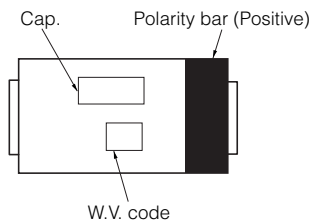
### ■ Features

- Low ESR
- Excellent Noise-absorbent Characteristics
- RoHS directive compliant

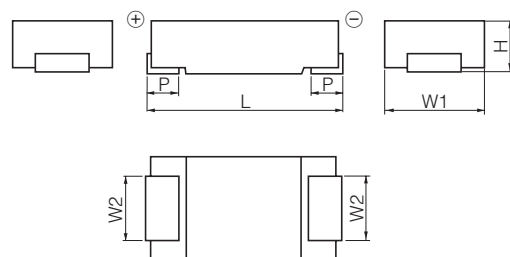
### ■ Specifications

Series & Size Code	FD	CD	CX	UD	UE
Category Temp. Range	-40 °C to +105 °C				
Rated W.V.Range	2 V.DC to 12.5 V.DC	2 V.DC to 16 V.DC	2 V.DC to 6.3 V.DC	2 V.DC to 8 V.DC	2 V.DC to 8 V.DC
Nominal Cap.Range	15 μF to 68 μF	2.2 μF to 220 μF	100 μF to 470 μF	68 μF to 470 μF	100 μF to 560 μF
Capacitance Tolerance	±20 %				
DC Leakage Current	Reflow 240 °C : $I \leq 0.06 CV$ 2minutes (2 V.DC to 4 V.DC) $I \leq 0.04 CV$ or $3 \mu A$ 2 minutes (6.3 V.DC to 16 V.DC) (Whichever is greater)  Reflow 260 °C : $I \leq 0.1 CV$ 2 minutes				
tan δ	$\leq 0.06$ (120 Hz/+20 °C)			$\leq 0.10$ (120 Hz/+20 °C)	
Surge Voltage	Rated Working Voltage × 1.25 (15 °C to 35 °C)				
Endurance	After applying rated working voltage for 1000 hours at 105 °C±2 °C, and then being stabilized at +20 °C, capacitor shall meet the following limits.				
	Capacitance change	±10% of initial measured value			
	tan δ	≤ Initial specified value			
	DC leakage current	≤ Initial specified value			
Moisture resistance	After storing for 500 hours at 60 °C, 90 %				
	Capacitance change of initial measured value	2, 2.5 V.DC	4 V.DC	6.3 V.DC	8 V.DC to 16 V.DC
		+70, -20 %	+60, -20 %	+50, -20 %	+40, -20 %
	tan δ	≤ 200 % of initial specified value			
	DC leakage current	≤ Initial specified value			

### ■ Marking



### ■ Dimensions in mm(not to scale)



Series & Size Code	L±0.2	W1±0.2	W2±0.1	H	P±0.3
FD	7.3	4.3	2.4	1.1±0.1	1.3
CD	7.3	4.3	2.4	1.8±0.1	1.3
CX	7.3	4.3	2.4	1.9±0.2	1.3
UD	7.3	4.3	2.4	2.8±0.2	1.3
UE	7.3	4.3	2.4	4.2±0.1	1.3

Design and specifications are each subject to change without notice. Ask factory for the current technical specifications before purchase and/or use. Should a safety concern arise regarding this product, please be sure to contact us immediately.

02 Dec. 2008

### Standard Products

Series & Size Code	Rated W.V. (V.DC)	Capacitance (±20%) (μF)	Case Size			Specification		Part number		Min. Packaging Q'ty (pcs)	
			L (mm)	W (mm)	H (mm)	Ripple current <sup>*1</sup> (Ar.m.s.)	ESR <sup>*2</sup> (Ω)	Reflow condition : 240 °C <sup>*3</sup>	Reflow condition : 260 °C <sup>*3</sup> [Proposal]		
FD	2	68	7.3	4.3	1.1	2.0	0.028	EEFFD0D680R	—	3500	
	2.5	56	7.3	4.3	1.1	2.0	0.028	EEFFD0E560R	—	3500	
		39	7.3	4.3	1.1	2.0	0.028	EEFFD0G390R	—	3500	
	4	47	7.3	4.3	1.1	2.0	0.028	EEFFD0G470R	—	3500	
		6.3	33	7.3	4.3	1.1	2.0	0.028	EEFFD0J330R	—	3500
	8	22	7.3	4.3	1.1	2.0	0.028	EEFFD0K220R	—	3500	
12.5	15	7.3	4.3	1.1	1.4	0.040	EEFFD1B150R	—	3500		
CD	2	100	7.3	4.3	1.8	2.5	0.018	EEFCD0D101R	EEFCD0D101ER	3500	
			7.3	4.3	1.8	2.7	0.015	EEFCD0D101XR	EEFCD0D101XE	3500	
		120	7.3	4.3	1.8	2.5	0.018	EEFCD0D121R	EEFCD0D121ER	3500	
			7.3	4.3	1.8	2.7	0.015	EEFCD0D121XR	EEFCD0D121XE	3500	
		150	7.3	4.3	1.8	2.5	0.018	EEFCD0D151R	EEFCD0D151ER	3500	
		180	7.3	4.3	1.8	2.5	0.018	EEFCD0D181R	EEFCD0D181ER	3500	
	220	7.3	4.3	1.8	2.5	0.018	EEFCD0D221R	EEFCD0D221ER	3500		
	2.5	82	7.3	4.3	1.8	2.5	0.018	EEFCD0E820R	EEFCD0E820ER	3500	
			7.3	4.3	1.8	2.7	0.015	EEFCD0E820XR	EEFCD0E820XE	3500	
		100	7.3	4.3	1.8	2.5	0.018	EEFCD0E101R	EEFCD0E101ER	3500	
			7.3	4.3	1.8	2.7	0.015	EEFCD0E101XR	EEFCD0E101XE	3500	
		120	7.3	4.3	1.8	2.5	0.018	EEFCD0E121R	EEFCD0E121ER	3500	
		150	7.3	4.3	1.8	2.5	0.018	EEFCD0E151R	EEFCD0E151ER	3500	
	4	56	7.3	4.3	1.8	2.5	0.018	EEFCD0G560R	EEFCD0G560ER	3500	
			7.3	4.3	1.8	2.7	0.015	EEFCD0G560XR	EEFCD0G560XE	3500	
		68	7.3	4.3	1.8	2.5	0.018	EEFCD0G680R	EEFCD0G680ER	3500	
			7.3	4.3	1.8	2.7	0.015	EEFCD0G680XR	EEFCD0G680XE	3500	
		82	7.3	4.3	1.8	2.5	0.018	EEFCD0G820R	EEFCD0G820ER	3500	
			7.3	4.3	1.8	2.7	0.015	EEFCD0G820XR	EEFCD0G820XE	3500	
	100	7.3	4.3	1.8	2.5	0.018	EEFCD0G101R	EEFCD0G101ER	3500		
	6.3	10	7.3	4.3	1.8	1.4	0.055	EEFCD0J100R	EEFCD0J100ER	3500	
		22	7.3	4.3	1.8	1.6	0.040	EEFCD0J220R	EEFCD0J220ER	3500	
		33	7.3	4.3	1.8	2.0	0.028	EEFCD0J330R	EEFCD0J330ER	3500	
		47	7.3	4.3	1.8	2.5	0.018	EEFCD0J470R	EEFCD0J470ER	3500	
			7.3	4.3	1.8	2.7	0.015	EEFCD0J470XR	EEFCD0J470XE	3500	
		68	7.3	4.3	1.8	2.5	0.018	EEFCD0J680R	EEFCD0J680ER	3500	
	7.3	4.3	1.8	2.7	0.015	EEFCD0J680XR	EEFCD0J680XE	3500			
	8	8.2	7.3	4.3	1.8	1.4	0.055	EEFCD0K8R2R	EEFCD0K8R2ER	3500	
		15	7.3	4.3	1.8	1.6	0.040	EEFCD0K150R	EEFCD0K150ER	3500	
		22	7.3	4.3	1.8	1.8	0.028	EEFCD0K220R	EEFCD0K220ER	3500	
		33	7.3	4.3	1.8	2.5	0.018	EEFCD0K330R	EEFCD0K330ER	3500	
		47	7.3	4.3	1.8	1.8	0.025	EEFCD0K470R	EEFCD0K470ER	3500	
			—	—	—	—	—	—	—	—	3500
	10	22	7.3	4.3	1.8	1.6	0.030	—	EEFCD1A220ER	3500	
		33	7.3	4.3	1.8	1.8	0.025	—	EEFCD1A330ER	3500	
		39	7.3	4.3	1.8	1.8	0.025	—	EEFCD1A390ER	3500	
	12.5	4.7	7.3	4.3	1.8	1.0	0.080	EEFCD1B4R7R	—	3500	
		10	7.3	4.3	1.8	1.0	0.060	EEFCD1B100R	—	3500	
		15	7.3	4.3	1.8	1.3	0.050	EEFCD1B150R	—	3500	
		22	7.3	4.3	1.8	1.6	0.030	EEFCD1B220R	—	3500	
	16	2.2	7.3	4.3	1.8	1.0	0.110	EEFCD1C2R2R	—	3500	
		4.7	7.3	4.3	1.8	1.0	0.080	EEFCD1C4R7R	—	3500	
		6.8	7.3	4.3	1.8	1.0	0.070	EEFCD1C6R8R	—	3500	
		8.2	7.3	4.3	1.8	1.3	0.045	EEFCD1C8R2R	—	3500	
	CX	2	220	7.3	4.3	1.9	2.7	0.015	—	EEFCX0D221R	3500
				7.3	4.3	1.9	3.0	0.012	—	EEFCX0D271XR	3500
			330	7.3	4.3	1.9	2.7	0.015	—	EEFCX0D331R	3500
				7.3	4.3	1.9	3.0	0.012	—	EEFCX0D331XR	3500
			390	7.3	4.3	1.9	2.7	0.015	—	EEFCX0D391R	3500
			470	7.3	4.3	1.9	2.7	0.015	—	EEFCX0D471R	3500
		2.5	220	7.3	4.3	1.9	2.7	0.015	—	EEFCX0E221R	3500
			330	7.3	4.3	1.9	2.7	0.015	—	EEFCX0E331R	3500
			390	7.3	4.3	1.9	2.7	0.015	—	EEFCX0E391R	3500
		4	150	7.3	4.3	1.9	2.7	0.015	—	EEFCX0G151R	3500
				7.3	4.3	1.9	2.7	0.015	—	EEFCX0G181R	3500
			220	7.3	4.3	1.9	2.7	0.015	—	EEFCX0G221R	3500
				7.3	4.3	1.9	3.0	0.012	—	EEFCX0G221XR	3500
		6.3	100	7.3	4.3	1.9	2.7	0.015	—	EEFCX0J101R	3500
			120	7.3	4.3	1.9	2.7	0.015	—	EEFCX0J121R	3500
			150	7.3	4.3	1.9	2.7	0.015	—	EEFCX0J151R	3500
7.3		4.3	1.9	3.0	0.012	—	—	EEFCX0J151XR	3500		

\*1: Ripple current (100 kHz/ +20 to +105 °C), \*2: ESR (100 kHz/+20 °C)

\*3: Please confirm EE23 in detail of the Mounting Specifications.

Design and specifications are each subject to change without notice. Ask factory for the current technical specifications before purchase and/or use. Should a safety concern arise regarding this product, please be sure to contact us immediately.

NEW

Standard Products

Series & Size Code	Rated W.V. (V.DC)	Capacitance (±20%) (μF)	Case Size			Specification		Part number		Min. Packaging Q'ty (pcs)	
			L (mm)	W (mm)	H (mm)	Ripple current* <sup>1</sup> (Ar.m.s.)	ESR* <sup>2</sup> (Ω)	Reflow condition : 240 °C* <sup>3</sup>	Reflow condition : 260 °C* <sup>3</sup> [Proposal]		
UD	2	330	7.3	4.3	2.8	3.0	0.015	EEFUD0D331R* <sup>4</sup>	EEFUD0D331ER* <sup>4</sup>	2000	
			7.3	4.3	2.8	3.3	0.012	EEFUD0D331XR* <sup>4</sup>	EEFUD0D331XE* <sup>4</sup>	2000	
			7.3	4.3	2.8	3.4	0.009	EEFUD0D331LR* <sup>4</sup>	EEFUD0D331LE* <sup>4</sup>	2000	
		390	7.3	4.3	2.8	3.0	0.015	EEFUD0D391R* <sup>4</sup>	EEFUD0D391ER* <sup>4</sup>	2000	
			7.3	4.3	2.8	3.4	0.009	EEFUD0D391LR* <sup>4</sup>	EEFUD0D391LE* <sup>4</sup>	2000	
			7.3	4.3	2.8	3.4	0.009	EEFUD0D471LR* <sup>4</sup>	EEFUD0D471LE* <sup>4</sup>	2000	
	2.5	220	7.3	4.3	2.8	3.0	0.015	EEFUD0E221R* <sup>4</sup>	EEFUD0E221ER* <sup>4</sup>	2000	
			7.3	4.3	2.8	3.3	0.012	EEFUD0E221XR* <sup>4</sup>	EEFUD0E221XE* <sup>4</sup>	2000	
			7.3	4.3	2.8	3.4	0.009	EEFUD0E221LR* <sup>4</sup>	EEFUD0E221LE* <sup>4</sup>	2000	
		270	7.3	4.3	2.8	3.0	0.015	EEFUD0E271R* <sup>4</sup>	EEFUD0E271ER* <sup>4</sup>	2000	
			7.3	4.3	2.8	3.4	0.009	EEFUD0E271LR* <sup>4</sup>	EEFUD0E271LE* <sup>4</sup>	2000	
			7.3	4.3	2.8	3.0	0.015	EEFUD0G121R* <sup>4</sup>	EEFUD0G121ER* <sup>4</sup>	2000	
	4	120	7.3	4.3	2.8	3.0	0.015	EEFUD0G121XR* <sup>4</sup>	EEFUD0G121XE* <sup>4</sup>	2000	
			7.3	4.3	2.8	3.0	0.015	EEFUD0G151R* <sup>4</sup>	EEFUD0G151ER* <sup>4</sup>	2000	
			7.3	4.3	2.8	3.3	0.012	EEFUD0G151XR* <sup>4</sup>	EEFUD0G151XE* <sup>4</sup>	2000	
		150	7.3	4.3	2.8	3.4	0.009	EEFUD0G151LR* <sup>4</sup>	EEFUD0G151LE* <sup>4</sup>	2000	
			7.3	4.3	2.8	2.5	0.018	EEFUD0G181R* <sup>4</sup>	EEFUD0G181ER* <sup>4</sup>	2000	
			7.3	4.3	2.8	3.4	0.009	EEFUD0G181LR* <sup>4</sup>	EEFUD0G181LE* <sup>4</sup>	2000	
	6.3	100	7.3	4.3	2.8	3.0	0.015	EEFUD0J101R* <sup>4</sup>	EEFUD0J101ER* <sup>4</sup>	2000	
			7.3	4.3	2.8	3.3	0.012	EEFUD0J101XR* <sup>4</sup>	EEFUD0J101XE* <sup>4</sup>	2000	
			7.3	4.3	2.8	3.0	0.015	EEFUD0J121R* <sup>4</sup>	EEFUD0J121ER* <sup>4</sup>	2000	
		120	7.3	4.3	2.8	3.3	0.012	EEFUD0J121XR* <sup>4</sup>	EEFUD0J121XE* <sup>4</sup>	2000	
			7.3	4.3	2.8	3.4	0.009	EEFUD0J121LR* <sup>4</sup>	—	2000	
			7.3	4.3	2.8	2.5	0.018	EEFUD0J151R* <sup>4</sup>	EEFUD0J151ER* <sup>4</sup>	2000	
	8	68	7.3	4.3	2.8	3.0	0.015	EEFUD0K680R	EEFUD0K680ER	2000	
		100	7.3	4.3	2.8	2.5	0.018	EEFUD0K101R	EEFUD0K101ER	2000	
	UE	2	270	7.3	4.3	4.2	3.3	0.012	EEFUE0D271R* <sup>4</sup>	EEFUE0D271ER* <sup>4</sup>	2000
				7.3	4.3	4.2	3.5	0.010	EEFUE0D271XR* <sup>4</sup>	EEFUE0D271XE* <sup>4</sup>	2000
				7.3	4.3	4.2	3.3	0.012	EEFUE0D331R* <sup>4</sup>	EEFUE0D331ER* <sup>4</sup>	2000
			330	7.3	4.3	4.2	3.5	0.010	EEFUE0D331XR* <sup>4</sup>	EEFUE0D331XE* <sup>4</sup>	2000
				7.3	4.3	4.2	3.3	0.012	EEFUE0D391R* <sup>4</sup>	EEFUE0D391ER* <sup>4</sup>	2000
				7.3	4.3	4.2	3.5	0.010	EEFUE0D391XR* <sup>4</sup>	EEFUE0D391XE* <sup>4</sup>	2000
			390	7.3	4.3	4.2	3.7	0.007	EEFUE0D391LR* <sup>4</sup>	EEFUE0D391LE* <sup>4</sup>	2000
				7.3	4.3	4.2	3.3	0.012	EEFUE0D471R* <sup>4</sup>	EEFUE0D471ER* <sup>4</sup>	2000
				7.3	4.3	4.2	3.5	0.010	EEFUE0D471XR* <sup>4</sup>	EEFUE0D471XE* <sup>4</sup>	2000
			470	7.3	4.3	4.2	3.7	0.007	EEFUE0D471LR* <sup>4</sup>	EEFUE0D471LE* <sup>4</sup>	2000
7.3				4.3	4.2	3.3	0.012	EEFUE0D561R	EEFUE0D561ER	2000	
7.3				4.3	4.2	3.7	0.007	EEFUE0D561LR	EEFUE0D561LE	2000	
2.5		220	7.3	4.3	4.2	3.3	0.012	EEFUE0E221R* <sup>4</sup>	EEFUE0E221ER* <sup>4</sup>	2000	
			7.3	4.3	4.2	3.5	0.010	EEFUE0E221XR* <sup>4</sup>	EEFUE0E221XE* <sup>4</sup>	2000	
			7.3	4.3	4.2	3.3	0.012	EEFUE0E271R* <sup>4</sup>	EEFUE0E271ER* <sup>4</sup>	2000	
		270	7.3	4.3	4.2	3.5	0.010	EEFUE0E271XR* <sup>4</sup>	EEFUE0E271XE* <sup>4</sup>	2000	
			7.3	4.3	4.2	3.3	0.012	EEFUE0E331R* <sup>4</sup>	EEFUE0E331ER* <sup>4</sup>	2000	
			7.3	4.3	4.2	3.5	0.010	EEFUE0E331XR* <sup>4</sup>	EEFUE0E331XE* <sup>4</sup>	2000	
		330	7.3	4.3	4.2	3.7	0.007	EEFUE0E331LR* <sup>4</sup>	EEFUE0E331LE* <sup>4</sup>	2000	
			7.3	4.3	4.2	3.3	0.012	EEFUE0E391R* <sup>4</sup>	EEFUE0E391ER* <sup>4</sup>	2000	
			7.3	4.3	4.2	3.7	0.007	EEFUE0E391LR* <sup>4</sup>	EEFUE0E391LE* <sup>4</sup>	2000	
		390	7.3	4.3	4.2	3.3	0.012	EEFUE0E471R	EEFUE0E471ER	2000	
			7.3	4.3	4.2	3.7	0.007	EEFUE0E471LR	EEFUE0E471LE	2000	
			7.3	4.3	4.2	3.3	0.012	EEFUE0G181R* <sup>4</sup>	EEFUE0G181ER* <sup>4</sup>	2000	
4		180	7.3	4.3	4.2	3.5	0.010	EEFUE0G181XR* <sup>4</sup>	EEFUE0G181XE* <sup>4</sup>	2000	
			7.3	4.3	4.2	3.3	0.012	EEFUE0G221R* <sup>4</sup>	EEFUE0G221ER* <sup>4</sup>	2000	
			7.3	4.3	4.2	3.5	0.010	EEFUE0G221XR* <sup>4</sup>	EEFUE0G221XE* <sup>4</sup>	2000	
		220	7.3	4.3	4.2	3.7	0.007	EEFUE0G221LR* <sup>4</sup>	EEFUE0G221LE* <sup>4</sup>	2000	
			7.3	4.3	4.2	3.3	0.012	EEFUE0G271R	EEFUE0G271ER	2000	
			7.3	4.3	4.2	3.7	0.007	EEFUE0G271LR	EEFUE0G271LE	2000	
6.3		150	7.3	4.3	4.2	3.3	0.012	EEFUE0G331R	EEFUE0G331ER	2000	
			7.3	4.3	4.2	3.3	0.012	EEFUE0J151R* <sup>4</sup>	EEFUE0J151ER* <sup>4</sup>	2000	
			7.3	4.3	4.2	3.5	0.010	EEFUE0J151XR* <sup>4</sup>	EEFUE0J151XE* <sup>4</sup>	2000	
		180	7.3	4.3	4.2	3.3	0.012	EEFUE0J181R	EEFUE0J181ER	2000	
			7.3	4.3	4.2	3.5	0.010	EEFUE0J181XR	EEFUE0J181XE	2000	
			7.3	4.3	4.2	3.7	0.007	EEFUE0J181LR	—	2000	
8		220	7.3	4.3	4.2	3.0	0.015	EEFUE0J221R	EEFUE0J221ER	2000	
			7.3	4.3	4.2	3.7	0.007	EEFUE0J221LR	—	2000	
			7.3	4.3	4.2	3.3	0.012	EEFUE0K101R* <sup>4</sup>	EEFUE0K101ER* <sup>4</sup>	2000	
		150	7.3	4.3	4.2	3.0	0.015	EEFUE0K151R	EEFUE0K151ER	2000	

\*1: Ripple current (100 kHz/ +20 to +105 °C), \*2: ESR (100 kHz/+20 °C)

\*3: Please confirm EE23 in detail of the Mounting Specifications.

\*4: Please use proposal part number of EE12, 13 when examining it.