



**Panasonic**  
ideas for life

High switching capacity  
1a/1c 30A power relays

**JT-N RELAYS**



PCB type



TMP type

RoHS compliant

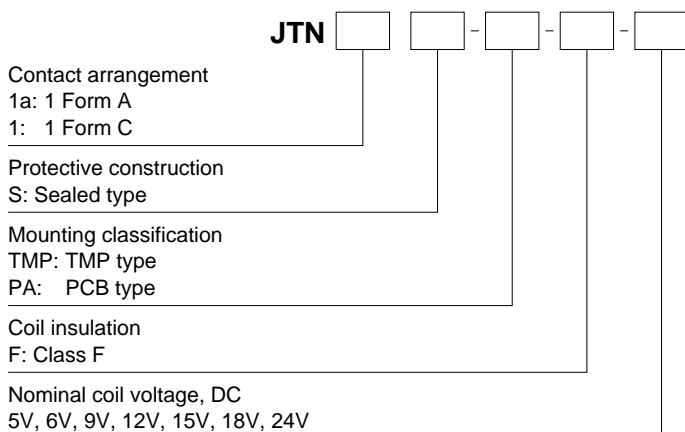
## FEATURES

- High switching capacity — 30 A for 1 Form A
- 2 contact arrangements — 1 Form A or 1 Form C
- “TMP” types available
- UL, CSA recognized
- Class F type standard

## TYPICAL APPLICATIONS

- Air conditioner
- Heating & ventilation
- Home appliance

## ORDERING INFORMATION



Note: Certified by UL and CSA

## TYPES

### 1. 1 Form A Sealed type

Nominal coil voltage	Part No.	
	PCB type	TMP type
5V DC	JTN1aS-PA-F-DC5V	JTN1aS-TMP-F-DC5V
6V DC	JTN1aS-PA-F-DC6V	JTN1aS-TMP-F-DC6V
9V DC	JTN1aS-PA-F-DC9V	JTN1aS-TMP-F-DC9V
12V DC	JTN1aS-PA-F-DC12V	JTN1aS-TMP-F-DC12V
15V DC	JTN1aS-PA-F-DC15V	JTN1aS-TMP-F-DC15V
18V DC	JTN1aS-PA-F-DC18V	JTN1aS-TMP-F-DC18V
24V DC	JTN1aS-PA-F-DC24V	JTN1aS-TMP-F-DC24V

Standard packing: PCB type: Carton: 50 pcs.; Case: 500 pcs.  
TMP type: Carton: 50 pcs.; Case: 300 pcs.



## REFERENCE DATA

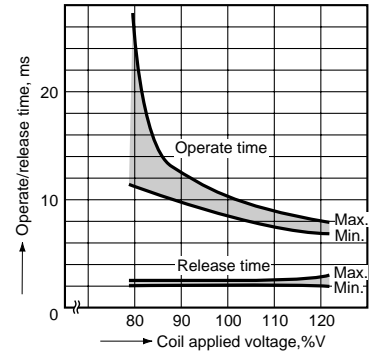
1. Change of rate of pick-up and drop-out voltage (at 20°C 68°F)  
 Sample: JTN1S-TMP-F-DC24V (6 pcs.)



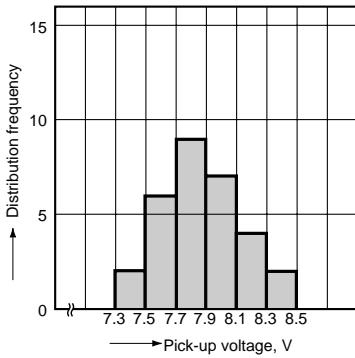
2. Operate & release time (at 20°C 68°F)  
 Sample: JTN1S-TMP-F-DC24V (6 pcs.)



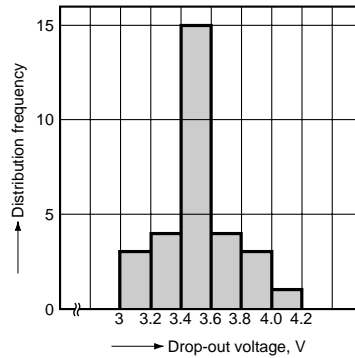
3. Operate & release time (at 20°C 68°F)  
 Sample: JTN1aS-PA-F-DC24V (6 pcs.)



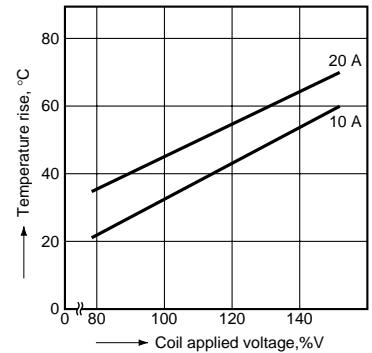
4. Distribution frequency of pick-up voltage (at 20°C 68°F)  
 Sample: JTN1S-TMP-F-DC12V (30 pcs.)



5. Distribution frequency of drop-out voltage (at 20°C 68°F)  
 Sample: JTN1S-TMP-F-DC12V (30 pcs.)



6.-(1) Coil temperature rise (TMP type)\*  
 Ambient temperature: 20°C 68°F  
 Sample: JTN1aS-TMP-F-DC12V (6 pcs.)



\* Coil temperature rise of sealed types are same as data of the dust cover type.

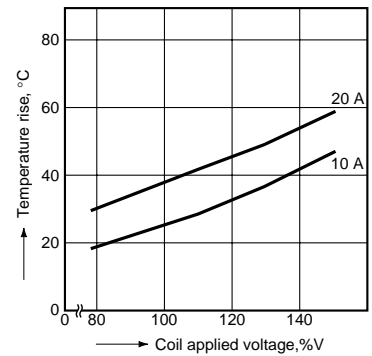
Ambient temperature: 55°C 131°F  
 Sample: JTN1aS-TMP-F-DC12V (6 pcs.)



Ambient temperature: 85°C 185°F  
 Sample: JTN1aS-TMP-F-DC12V (6 pcs.)



Ambient temperature: 105°C 221°F  
 Sample: JTN1aS-TMP-F-DC12V (6 pcs.)



**DIMENSIONS** (mm inch)

The CAD data of the products with a **CAD Data** mark can be downloaded from: <http://industrial.panasonic.com/ac/e/>

**1. PCB type**

**CAD Data**



**CAD Data**



**2. TMP type**

**CAD Data**



**CAD Data**



**SAFETY STANDARDS**

Item	UL/C-UL (Recognized)	
	File No.	Contact rating
1 Form A	E43028	30A 277V AC, 30A 28V DC, 2HP 250V AC
1 Form C	N.O.	20A 277V AC, 20A 28V DC, 2HP 250V AC
	N.C.	10A 277V AC, 10A 28V DC, ½HP 250V AC

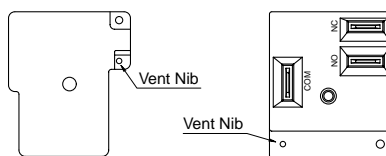
\* CSA standard: Certified by C-UL

**NOTES**

**1. Electrical life**

In order to obtain the full rated life cycles, the relay should be properly vented by removing the vent nib after the soldering/washing process.

- PCB type
- TMP type



**For Cautions for Use.**