

TS-UP Series 85°C, 3000 hours

- Compact size for general purpose and industrial applications
- 2 and 3 pin versions available
- 20mm lengths for low profile applications

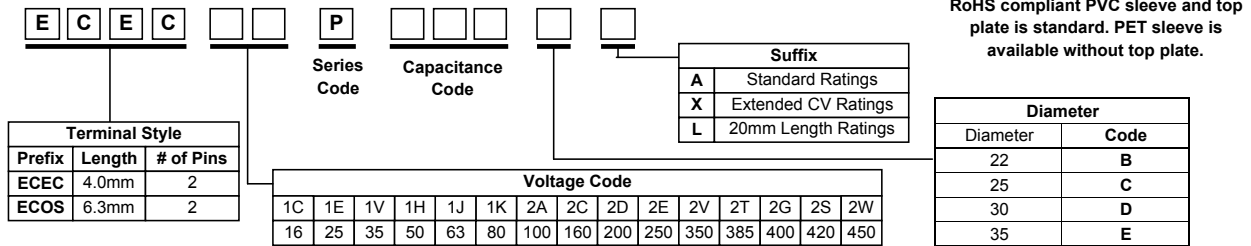
RoHS Compliant



Rated Working Voltage:	16 ~ 250 VDC	350 ~ 450 VDC	
Operating Temperature:	-40 ~ +85°C	-25 ~ +85°C	
Nominal Capacitance:	120 ~ 68000µF	33 ~ 820µF	
Capacitance Tolerance:	± 20%		
Dissipation Factor: (120 Hz, +20°C)	Working Voltage [V]:	16 25 35 50 63 80 100 160 ~ 450	
	Max. D.F. (%):	50 40 35 30 25 20 20 15	
For capacitance values > 33000µF, add the value of: $\frac{\text{(rated cap. } \mu\text{F}) - 33000}{1000}$			
Leakage Current:	3√CV (µA) max. after 5 minutes; C = Capacitance in µF, V = WV		
Ripple Current Multipliers:	Frequency(Hz):	50 60 100-120 500 1k 10k	
	16-100WV:	0.93 0.95 1.0 1.05 1.08 1.15	
		160-450WV:	0.75 0.8 1.0 1.2 1.25 1.4
		Ripple Current Ambient Temperature Factors**	
		Temperature (°C):	85°C 70°C 60°C ≤45°C
		Multiplier:	1.0 1.3 1.4 1.5
Endurance:	3000 hours* at +85°C with maximum specified ripple current (see page 4) *2000 hours for 20mm length sizes		

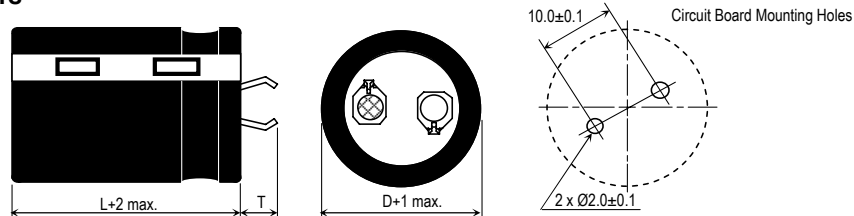
**Use of temperature ripple current multipliers may limit life to the hours specified for the maximum operating temperature.

Part Number System

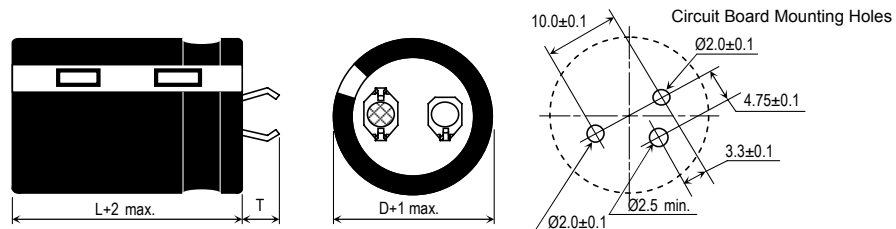


Dimensions in millimeters

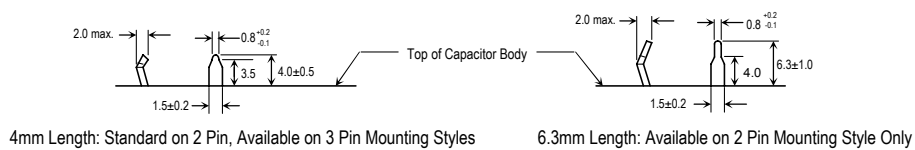
2 Pin Mounting Style



3 Pin Mounting Style (Optional)



Pin Dimensions



TS-UP Standard Ratings

Part numbers shown with 2 pins

Cap. (μ F)	Size (mm) D x L	Max 85°C R.C. (I_{rms})		20°C ESR (Ω , max.)		Panasonic Part Number (By Terminal Length)	
		120Hz	10kHz~	120Hz	20kHz	6.3mm Length Terminal	4.0mm Length Terminal
16 VDC Working, 20 VDC Surge							
4700	22 x 20	1.60	1.84	0.159	0.135	ECOS1CP472BL	ECEC1CP472BL
	22 x 25	1.77	2.04	0.159	0.135	ECOS1CP472BA	ECEC1CP472BA
6800	22 x 25	2.57	2.96	0.110	0.093	ECOS1CP682BA	ECEC1CP682BA
	25 x 20	1.80	2.07	0.110	0.093	ECOS1CP682CL	ECEC1CP682CL
8200	22 x 25	3.10	3.57	0.091	0.077	ECOS1CP822BA	ECEC1CP822BA
10000	22 x 30	3.78	4.35	0.075	0.063	ECOS1CP103BA	ECEC1CP103BA
	25 x 25	3.78	4.35	0.075	0.063	ECOS1CP103CA	ECEC1CP103CA
	30 x 20	2.40	2.76	0.083	0.070	ECOS1CP103DL	ECEC1CP103DL
12000	22 x 30	4.52	5.20	0.062	0.053	ECOS1CP123BA	ECEC1CP123BA
	25 x 25	4.52	5.20	0.062	0.053	ECOS1CP123CA	ECEC1CP123CA
15000	22 x 35	5.26	6.05	0.053	0.045	ECOS1CP153BA	ECEC1CP153BA
	25 x 30	5.26	6.05	0.053	0.045	ECOS1CP153CA	ECEC1CP153CA
	35 x 20	3.20	3.68	0.055	0.047	ECOS1CP153EL	ECEC1CP153EL
18000	22 x 40	5.57	6.41	0.046	0.039	ECOS1CP183BA	ECEC1CP183BA
	25 x 30	5.57	6.41	0.046	0.039	ECOS1CP183CA	ECEC1CP183CA
22000	22 x 45	6.10	7.02	0.038	0.032	ECOS1CP223BA	ECEC1CP223BA
	25 x 35	6.10	7.02	0.038	0.032	ECOS1CP223CA	ECEC1CP223CA
	30 x 30	6.10	7.02	0.038	0.032	ECOS1CP223DA	ECEC1CP223DA
27000	25 x 45	6.31	7.26	0.031	0.026	ECOS1CP273CA	ECEC1CP273CA
	30 x 35	6.31	7.26	0.031	0.026	ECOS1CP273DA	ECEC1CP273DA
33000	25 x 50	6.84	7.87	0.025	0.021	ECOS1CP333CA	ECEC1CP333CA
	30 x 40	6.84	7.87	0.025	0.021	ECOS1CP333DA	ECEC1CP333DA
	35 x 30	6.84	7.87	0.025	0.021	ECOS1CP333EA	ECEC1CP333EA
39000	30 x 45	6.94	7.98	0.021	0.018	ECOS1CP393DA	ECEC1CP393DA
	35 x 35	6.94	7.98	0.021	0.018	ECOS1CP393EA	ECEC1CP393EA
47000	30 x 50	7.47	8.59	0.019	0.017	ECOS1CP473DA	ECEC1CP473DA
	35 x 40	7.47	8.59	0.021	0.019	ECOS1CP473EA	ECEC1CP473EA
56000	35 x 45	8.73	10.04	0.019	0.018	ECOS1CP563EA	ECEC1CP563EA
68000	35 x 50	9.05	10.41	0.018	0.017	ECOS1CP683EA	ECEC1CP683EA
25 VDC Working, 32 VDC Surge							
3300	22 x 20	1.60	1.84	0.176	0.141	ECOS1EP332BL	ECEC1EP332BL
	22 x 25	1.68	1.93	0.161	0.129	ECOS1EP332BA	ECEC1EP332BA
4700	22 x 25	2.39	2.75	0.113	0.090	ECOS1EP472BA	ECEC1EP472BA
	25 x 20	1.80	2.07	0.123	0.099	ECOS1EP472CL	ECEC1EP472CL
5600	22 x 25	2.86	3.29	0.095	0.076	ECOS1EP562BA	ECEC1EP562BA
6800	22 x 30	3.47	3.99	0.078	0.062	ECOS1EP682BA	ECEC1EP682BA
	25 x 25	3.47	3.99	0.078	0.062	ECOS1EP682CA	ECEC1EP682CA
	30 x 20	2.30	2.65	0.078	0.062	ECOS1EP682DL	ECEC1EP682DL
8200	22 x 30	3.57	4.11	0.065	0.052	ECOS1EP822BA	ECEC1EP822BA
	25 x 25	3.57	4.11	0.065	0.052	ECOS1EP822CA	ECEC1EP822CA
10000	22 x 35	3.78	4.35	0.058	0.046	ECOS1EP103BA	ECEC1EP103BA
	25 x 30	3.78	4.35	0.058	0.046	ECOS1EP103CA	ECEC1EP103CA
	30 x 25	3.78	4.35	0.058	0.046	ECOS1EP103DA	ECEC1EP103DA
	35 x 20	2.70	3.11	0.061	0.049	ECOS1EP103EL	ECEC1EP103EL
12000	22 x 40	4.10	4.72	0.048	0.039	ECOS1EP123BA	ECEC1EP123BA
	25 x 35	4.10	4.72	0.048	0.039	ECOS1EP123CA	ECEC1EP123CA
	30 x 30	4.10	4.72	0.048	0.039	ECOS1EP123DA	ECEC1EP123DA
15000	22 x 50	4.63	5.32	0.039	0.031	ECOS1EP153BA	ECEC1EP153BA
	25 x 40	4.63	5.32	0.039	0.031	ECOS1EP153CA	ECEC1EP153CA
	30 x 30	4.63	5.32	0.039	0.031	ECOS1EP153DA	ECEC1EP153DA
18000	25 x 45	5.47	6.29	0.035	0.028	ECOS1EP183CA	ECEC1EP183CA
	30 x 35	5.47	6.29	0.035	0.028	ECOS1EP183DA	ECEC1EP183DA
22000	25 x 50	6.10	7.02	0.029	0.023	ECOS1EP223CA	ECEC1EP223CA
	30 x 40	6.10	7.02	0.029	0.023	ECOS1EP223DA	ECEC1EP223DA
27000	30 x 45	6.21	7.14	0.023	0.019	ECOS1EP273DA	ECEC1EP273DA
	35 x 35	6.21	7.14	0.025	0.020	ECOS1EP273EA	ECEC1EP273EA
33000	30 x 50	6.84	7.87	0.020	0.017	ECOS1EP333DA	ECEC1EP333DA
	35 x 40	6.84	7.87	0.020	0.017	ECOS1EP333EA	ECEC1EP333EA
39000	35 x 45	7.36	8.46	0.019	0.017	ECOS1EP393EA	ECEC1EP393EA
47000	35 x 50	8.00	9.20	0.017	0.015	ECOS1EP473EA	ECEC1EP473EA

TS-UP Standard Ratings (continued)

Part numbers shown with 2 pins

Cap. (μF)	Size (mm) D x L	Max 85°C R.C. (A _{rms})		20°C ESR (Ω, max.)		Panasonic Part Number (By Terminal Length)	
		120Hz	10kHz~	120Hz	20kHz	6.3mm Length Terminal	4.0mm Length Terminal
35 VDC Working, 44 VDC Surge (continued)							
2200	22 x 20	1.40	1.61	0.181	0.136	ECOS1VP222BL	ECEC1VP222BL
	22 x 25	1.52	1.75	0.166	0.124	ECOS1VP222BA	ECEC1VP222BA
3300	22 x 25	2.29	2.63	0.111	0.083	ECOS1VP332BA	ECEC1VP332BA
	25 x 20	1.70	1.96	0.121	0.090	ECOS1VP332CL	ECEC1VP332CL
3900	22 x 25	2.71	3.12	0.094	0.070	ECOS1VP392BA	ECEC1VP392BA
4700	22 x 30	3.26	3.75	0.078	0.058	ECOS1VP472BA	ECEC1VP472BA
	25 x 25	3.26	3.75	0.078	0.058	ECOS1VP472CA	ECEC1VP472CA
	30 x 20	2.00	2.30	0.088	0.066	ECOS1VP472DL	ECEC1VP472DL
5600	22 x 30	3.36	3.86	0.080	0.060	ECOS1VP562BA	ECEC1VP562BA
	25 x 25	3.36	3.86	0.080	0.060	ECOS1VP562CA	ECEC1VP562CA
6800	22 x 35	3.68	4.23	0.066	0.049	ECOS1VP682BA	ECEC1VP682BA
	25 x 30	3.68	4.23	0.066	0.049	ECOS1VP682CA	ECEC1VP682CA
	35 x 20	2.40	2.76	0.071	0.053	ECOS1VP682EL	ECEC1VP682EL
8200	22 x 40	4.00	4.60	0.057	0.042	ECOS1VP822BA	ECEC1VP822BA
	25 x 35	4.00	4.60	0.057	0.042	ECOS1VP822CA	ECEC1VP822CA
10000	22 x 45	4.42	5.08	0.050	0.037	ECOS1VP103BA	ECEC1VP103BA
	25 x 40	4.42	5.08	0.050	0.037	ECOS1VP103CA	ECEC1VP103CA
	30 x 30	4.42	5.08	0.050	0.037	ECOS1VP103DA	ECEC1VP103DA
	35 x 25	4.42	5.08	0.050	0.037	ECOS1VP103EA	ECEC1VP103EA
12000	25 x 45	5.05	5.81	0.044	0.033	ECOS1VP123CA	ECEC1VP123CA
	30 x 35	5.05	5.81	0.044	0.033	ECOS1VP123DA	ECEC1VP123DA
	35 x 30	5.05	5.81	0.044	0.033	ECOS1VP123EA	ECEC1VP123EA
15000	25 x 50	5.57	6.41	0.036	0.027	ECOS1VP153CA	ECEC1VP153CA
	30 x 40	5.57	6.41	0.036	0.027	ECOS1VP153DA	ECEC1VP153DA
	35 x 30	5.57	6.41	0.036	0.027	ECOS1VP153EA	ECEC1VP153EA
18000	30 x 45	5.68	6.53	0.030	0.023	ECOS1VP183DA	ECEC1VP183DA
	35 x 35	5.68	6.53	0.030	0.023	ECOS1VP183EA	ECEC1VP183EA
22000	30 x 50	6.10	7.02	0.026	0.020	ECOS1VP223DA	ECEC1VP223DA
	35 x 40	6.10	7.02	0.026	0.020	ECOS1VP223EA	ECEC1VP223EA
27000	35 x 45	6.84	7.87	0.021	0.017	ECOS1VP273EA	ECEC1VP273EA
33000	35 x 50	7.15	8.22	0.018	0.014	ECOS1VP333EA	ECEC1VP333EA
50 VDC Working, 63 VDC Surge							
1500	22 x 20	1.20	1.38	0.254	0.191	ECOS1HP152BL	ECEC1HP152BL
	22 x 25	1.24	1.43	0.221	0.166	ECOS1HP152BA	ECEC1HP152BA
2200	22 x 25	1.82	2.09	0.151	0.113	ECOS1HP222BA	ECEC1HP222BA
	25 x 20	1.40	1.61	0.173	0.130	ECOS1HP222CL	ECEC1HP222CL
2700	22 x 25	2.23	2.56	0.123	0.092	ECOS1HP272BA	ECEC1HP272BA
3300	22 x 30	2.73	3.14	0.100	0.075	ECOS1HP332BA	ECEC1HP332BA
	25 x 25	2.73	3.14	0.100	0.075	ECOS1HP332CA	ECEC1HP332CA
	30 x 20	1.70	1.96	0.116	0.087	ECOS1HP332DL	ECEC1HP332DL
3900	22 x 30	2.75	3.16	0.085	0.064	ECOS1HP392BA	ECEC1HP392BA
	25 x 25	2.75	3.16	0.085	0.064	ECOS1HP392CA	ECEC1HP392CA
4700	22 x 35	3.03	3.48	0.071	0.053	ECOS1HP472BA	ECEC1HP472BA
	25 x 30	3.03	3.48	0.071	0.053	ECOS1HP472CA	ECEC1HP472CA
	30 x 25	3.03	3.48	0.071	0.053	ECOS1HP472DA	ECEC1HP472DA
	35 x 20	2.10	2.42	0.081	0.061	ECOS1HP472EL	ECEC1HP472EL
5600	22 x 40	3.42	3.93	0.059	0.044	ECOS1HP562BA	ECEC1HP562BA
	25 x 35	3.42	3.93	0.059	0.044	ECOS1HP562CA	ECEC1HP562CA
	30 x 30	3.42	3.93	0.059	0.044	ECOS1HP562DA	ECEC1HP562DA
6800	22 x 50	3.85	4.43	0.049	0.037	ECOS1HP682BA	ECEC1HP682BA
	25 x 40	3.85	4.43	0.049	0.037	ECOS1HP682CA	ECEC1HP682CA
	30 x 30	3.85	4.43	0.049	0.037	ECOS1HP682DA	ECEC1HP682DA
8200	25 x 45	4.41	5.07	0.040	0.030	ECOS1HP822CA	ECEC1HP822CA
	30 x 35	4.41	5.07	0.040	0.030	ECOS1HP822DA	ECEC1HP822DA
10000	25 x 50	4.97	5.72	0.036	0.027	ECOS1HP103CA	ECEC1HP103CA
	30 x 40	4.97	5.72	0.036	0.027	ECOS1HP103DA	ECEC1HP103DA
	35 x 30	4.97	5.72	0.036	0.027	ECOS1HP103EA	ECEC1HP103EA
12000	30 x 45	5.58	6.42	0.032	0.024	ECOS1HP123DA	ECEC1HP123DA
	35 x 35	5.58	6.42	0.032	0.024	ECOS1HP123EA	ECEC1HP123EA
15000	30 x 50	6.44	7.41	0.028	0.021	ECOS1HP153DA	ECEC1HP153DA
	35 x 40	6.44	7.41	0.028	0.021	ECOS1HP153EA	ECEC1HP153EA
18000	35 x 45	6.94	7.98	0.023	0.018	ECOS1HP183EA	ECEC1HP183EA
22000	35 x 50	7.57	8.71	0.021	0.017	ECOS1HP223EA	ECEC1HP223EA

TS-UP Standard Ratings (continued)

Part numbers shown with 2 pins

Cap. (μ F)	Size (mm) D x L	Max 85°C R.C. (A_{rms})		20°C ESR (Ω , max.)		Panasonic Part Number (By Terminal Length)	
		120Hz	10kHz~	120Hz	20kHz	6.3mm Length Terminal	4.0mm Length Terminal
63 VDC Working, 79 VDC Surge							
1000	22 x 20	1.20	1.38	0.381	0.286	ECOS1JP102BL	ECEC1JP102BL
	22 x 25	1.20	1.38	0.332	0.249	ECOS1JP102BA	ECEC1JP102BA
1500	22 x 25	1.72	1.98	0.221	0.166	ECOS1JP152BA	ECEC1JP152BA
	25 x 20	1.30	1.50	0.254	0.191	ECOS1JP152CL	ECEC1JP152CL
1800	22 x 25	2.06	2.37	0.184	0.138	ECOS1JP182BA	ECEC1JP182BA
2200	22 x 30	2.52	2.90	0.151	0.113	ECOS1JP222BA	ECEC1JP222BA
	25 x 25	2.52	2.90	0.151	0.113	ECOS1JP222CA	ECEC1JP222CA
	30 x 20	1.50	1.73	0.173	0.130	ECOS1JP222DL	ECEC1JP222DL
2700	22 x 35	3.73	4.29	0.123	0.092	ECOS1JP272BA	ECEC1JP272BA
	25 x 30	3.73	4.29	0.123	0.092	ECOS1JP272CA	ECEC1JP272CA
3300	22 x 40	4.10	4.72	0.105	0.079	ECOS1JP332BA	ECEC1JP332BA
	25 x 30	4.10	4.72	0.105	0.079	ECOS1JP332CA	ECEC1JP332CA
	30 x 25	4.10	4.72	0.105	0.079	ECOS1JP332DA	ECEC1JP332DA
	35 x 20	1.70	1.96	0.126	0.094	ECOS1JP332EL	ECEC1JP332EL
3900	22 x 45	4.44	5.11	0.098	0.073	ECOS1JP392BA	ECEC1JP392BA
	25 x 35	4.44	5.11	0.098	0.073	ECOS1JP392CA	ECEC1JP392CA
	30 x 30	4.44	5.11	0.098	0.073	ECOS1JP392DA	ECEC1JP392DA
4700	22 x 50	4.86	5.59	0.081	0.061	ECOS1JP472BA	ECEC1JP472BA
	25 x 40	4.86	5.59	0.081	0.061	ECOS1JP472CA	ECEC1JP472CA
	30 x 30	4.86	5.59	0.081	0.061	ECOS1JP472DA	ECEC1JP472DA
	35 x 25	4.86	5.59	0.081	0.061	ECOS1JP472EA	ECEC1JP472EA
5600	25 x 45	5.36	6.16	0.068	0.051	ECOS1JP562CA	ECEC1JP562CA
	30 x 35	5.36	6.16	0.068	0.051	ECOS1JP562DA	ECEC1JP562DA
	35 x 30	5.36	6.16	0.068	0.051	ECOS1JP562EA	ECEC1JP562EA
6800	25 x 50	5.84	6.72	0.061	0.046	ECOS1JP682CA	ECEC1JP682CA
	30 x 40	5.84	6.72	0.061	0.046	ECOS1JP682DA	ECEC1JP682DA
	35 x 30	5.84	6.72	0.061	0.046	ECOS1JP682EA	ECEC1JP682EA
8200	30 x 45	6.00	6.90	0.051	0.038	ECOS1JP822DA	ECEC1JP822DA
	35 x 35	6.00	6.90	0.051	0.038	ECOS1JP822EA	ECEC1JP822EA
10000	35 x 40	6.52	7.50	0.041	0.033	ECOS1JP103EA	ECEC1JP103EA
12000	35 x 50	7.15	8.22	0.035	0.028	ECOS1JP123EA	ECEC1JP123EA
80 VDC Working, 100 VDC Surge							
680	22 x 20	1.00	1.15	0.439	0.329	ECOS1KP681BL	ECEC1KP681BL
	22 x 25	1.02	1.17	0.390	0.293	ECOS1KP681BA	ECEC1KP681BA
1000	22 x 25	1.51	1.74	0.265	0.199	ECOS1KP102BA	ECEC1KP102BA
	25 x 20	1.20	1.38	0.298	0.224	ECOS1KP102CL	ECEC1KP102CL
1200	22 x 25	1.81	2.08	0.221	0.166	ECOS1KP122BA	ECEC1KP122BA
1500	22 x 30	2.26	2.60	0.177	0.133	ECOS1KP152BA	ECEC1KP152BA
	25 x 25	2.26	2.60	0.177	0.133	ECOS1KP152CA	ECEC1KP152CA
	30 x 20	1.40	1.61	0.199	0.149	ECOS1KP152DL	ECEC1KP152DL
1800	22 x 35	2.52	2.90	0.147	0.111	ECOS1KP182BA	ECEC1KP182BA
	25 x 30	2.52	2.90	0.147	0.111	ECOS1KP182CA	ECEC1KP182CA
2200	22 x 40	2.73	3.14	0.121	0.090	ECOS1KP222BA	ECEC1KP222BA
	25 x 30	2.73	3.14	0.121	0.090	ECOS1KP222CA	ECEC1KP222CA
	30 x 25	2.73	3.14	0.121	0.090	ECOS1KP222DA	ECEC1KP222DA
	35 x 20	1.70	1.96	0.136	0.102	ECOS1KP222EL	ECEC1KP222EL
2700	22 x 45	2.78	3.20	0.098	0.074	ECOS1KP272BA	ECEC1KP272BA
	25 x 35	2.78	3.20	0.098	0.074	ECOS1KP272CA	ECEC1KP272CA
	30 x 30	2.78	3.20	0.098	0.074	ECOS1KP272DA	ECEC1KP272DA
3300	22 x 50	3.21	3.69	0.085	0.064	ECOS1KP332BA	ECEC1KP332BA
	25 x 40	3.21	3.69	0.085	0.064	ECOS1KP332CA	ECEC1KP332CA
	30 x 30	3.21	3.69	0.085	0.064	ECOS1KP332DA	ECEC1KP332DA
3900	25 x 45	3.59	4.13	0.077	0.057	ECOS1KP392CA	ECEC1KP392CA
	30 x 35	3.59	4.13	0.077	0.057	ECOS1KP392DA	ECEC1KP392DA
4700	25 x 50	4.09	4.70	0.063	0.048	ECOS1KP472CA	ECEC1KP472CA
	30 x 40	4.09	4.70	0.063	0.048	ECOS1KP472DA	ECEC1KP472DA
5600	30 x 45	4.55	5.23	0.056	0.042	ECOS1KP562DA	ECEC1KP562DA
	35 x 35	4.55	5.23	0.056	0.042	ECOS1KP562EA	ECEC1KP562EA
6800	30 x 50	5.16	5.93	0.046	0.035	ECOS1KP682DA	ECEC1KP682DA
	35 x 40	5.16	5.93	0.046	0.035	ECOS1KP682EA	ECEC1KP682EA
8200	35 x 50	5.83	6.70	0.038	0.029	ECOS1KP822EA	ECEC1KP822EA

TS-UP Standard Ratings (continued)

Part numbers shown with 2 pins

Cap. (μ F)	Size (mm) D x L	Max 85°C R.C. (A_{rms})		20°C ESR (Ω , max.)		Panasonic Part Number (By Terminal Length)	
		120Hz	10kHz~	120Hz	20kHz	6.3mm Length Terminal	4.0mm Length Terminal
100 VDC Working, 125 VDC Surge							
470	22 x 20	1.00	1.15	0.459	0.298	ECOS2AP471BL	ECEC2AP471BL
	22 x 25	1.11	1.28	0.459	0.298	ECOS2AP471BA	ECEC2AP471BA
560	22 x 25	1.32	1.52	0.385	0.250	ECOS2AP561BA	ECEC2AP561BA
	25 x 20	1.10	1.27	0.366	0.238	ECOS2AP681CL	ECEC2AP681CL
680	22 x 25	1.61	1.85	0.317	0.206	ECOS2AP681BA	ECEC2AP681BA
	25 x 20	1.10	1.27	0.366	0.238	ECOS2AP681CL	ECEC2AP681CL
	30 x 20	1.20	1.38	0.249	0.162	ECOS2AP102DL	ECEC2AP102DL
1000	22 x 30	1.96	2.25	0.216	0.140	ECOS2AP102BA	ECEC2AP102BA
	25 x 25	1.96	2.25	0.216	0.140	ECOS2AP102CA	ECEC2AP102CA
	30 x 20	1.20	1.38	0.249	0.162	ECOS2AP102DL	ECEC2AP102DL
1200	22 x 35	2.31	2.66	0.193	0.126	ECOS2AP122BA	ECEC2AP122BA
	25 x 30	2.31	2.66	0.180	0.117	ECOS2AP122CA	ECEC2AP122CA
1500	22 x 40	2.57	2.96	0.155	0.101	ECOS2AP152BA	ECEC2AP152BA
	25 x 30	2.57	2.96	0.155	0.101	ECOS2AP152CA	ECEC2AP152CA
	30 x 25	2.57	2.96	0.155	0.101	ECOS2AP152DA	ECEC2AP152DA
	35 x 20	1.50	1.73	0.177	0.115	ECOS2AP152EL	ECEC2AP152EL
1800	22 x 45	2.84	3.27	0.129	0.084	ECOS2AP182BA	ECEC2AP182BA
	25 x 35	2.84	3.27	0.138	0.090	ECOS2AP182CA	ECEC2AP182CA
	30 x 30	2.84	3.27	0.138	0.090	ECOS2AP182DA	ECEC2AP182DA
2200	22 x 50	3.14	3.61	0.121	0.078	ECOS2AP222BA	ECEC2AP222BA
	25 x 40	3.14	3.61	0.121	0.078	ECOS2AP222CA	ECEC2AP222CA
	30 x 30	3.14	3.61	0.121	0.078	ECOS2AP222DA	ECEC2AP222DA
	35 x 25	3.14	3.61	0.121	0.078	ECOS2AP222EA	ECEC2AP222EA
2700	25 x 45	3.71	4.27	0.104	0.068	ECOS2AP272CA	ECEC2AP272CA
	30 x 35	3.71	4.27	0.104	0.068	ECOS2AP272DA	ECEC2AP272DA
	35 x 30	3.71	4.27	0.104	0.068	ECOS2AP272EA	ECEC2AP272EA
3300	25 x 50	4.06	4.67	0.090	0.059	ECOS2AP332CA	ECEC2AP332CA
	30 x 40	4.06	4.67	0.090	0.059	ECOS2AP332DA	ECEC2AP332DA
3900	30 x 45	4.54	5.22	0.077	0.050	ECOS2AP392DA	ECEC2AP392DA
	35 x 35	4.54	5.22	0.081	0.052	ECOS2AP392EA	ECEC2AP392EA
4700	30 x 50	5.13	5.90	0.071	0.049	ECOS2AP472DA	ECEC2AP472DA
	35 x 40	5.13	5.90	0.071	0.049	ECOS2AP472EA	ECEC2AP472EA
5600	35 x 45	5.75	6.61	0.059	0.041	ECOS2AP562EA	ECEC2AP562EA
6800	35 x 50	6.60	7.59	0.049	0.037	ECOS2AP682EA	ECEC2AP682EA
160 VDC Working, 200 VDC Surge							
220	22 x 25	0.91	1.27	0.829	0.414	ECOS2CP221BA	ECEC2CP221BA
270	22 x 25	1.19	1.67	0.675	0.338	ECOS2CP271BA	ECEC2CP271BA
330	22 x 25	1.45	2.03	0.553	0.276	ECOS2CP331BA	ECEC2CP331BA
390	22 x 25	1.62	2.27	0.468	0.234	ECOS2CP391BX	ECEC2CP391BX
	25 x 25	1.62	2.27	0.468	0.234	ECOS2CP391CA	ECEC2CP391CA
470	22 x 30	2.11	2.95	0.423	0.212	ECOS2CP471BA	ECEC2CP471BA
	25 x 25	2.11	2.95	0.423	0.212	ECOS2CP471CA	ECEC2CP471CA
560	22 x 35	2.25	3.15	0.355	0.178	ECOS2CP561BA	ECEC2CP561BA
	25 x 25	2.25	3.15	0.355	0.178	ECOS2CP561CX	ECEC2CP561CX
680	22 x 40	2.50	3.50	0.293	0.146	ECOS2CP681BA	ECEC2CP681BA
	25 x 30	2.50	3.50	0.293	0.146	ECOS2CP681CX	ECEC2CP681CX
	30 x 25	2.50	3.50	0.293	0.146	ECOS2CP681DA	ECEC2CP681DA
820	22 x 45	2.75	3.85	0.263	0.131	ECOS2CP821BA	ECEC2CP821BA
	25 x 35	2.75	3.85	0.263	0.131	ECOS2CP821CA	ECEC2CP821CA
	30 x 30	2.75	3.85	0.263	0.131	ECOS2CP821DA	ECEC2CP821DA
1000	25 x 40	3.00	4.20	0.216	0.108	ECOS2CP102CX	ECEC2CP102CX
	35 x 30	3.00	4.20	0.232	0.128	ECOS2CP102EA	ECEC2CP102EA
1200	25 x 50	3.25	4.55	0.207	0.114	ECOS2CP122CA	ECEC2CP122CA
	30 x 35	3.25	4.55	0.207	0.114	ECOS2CP122DA	ECEC2CP122DA
	35 x 30	3.25	4.55	0.207	0.114	ECOS2CP122EA	ECEC2CP122EA
1500	25 x 50	3.73	5.22	0.166	0.091	ECOS2CP152CX	ECEC2CP152CX
	30 x 45	3.73	5.22	0.166	0.091	ECOS2CP152DA	ECEC2CP152DA
	35 x 35	3.73	5.22	0.166	0.091	ECOS2CP152EA	ECEC2CP152EA
1800	30 x 50	4.20	5.88	0.138	0.083	ECOS2CP182DA	ECEC2CP182DA
	35 x 35	4.20	5.88	0.138	0.083	ECOS2CP182EX	ECEC2CP182EX
2200	30 x 50	4.78	6.69	0.105	0.053	ECOS2CP222DX	ECEC2CP222DX
	35 x 40	4.78	6.69	0.113	0.073	ECOS2CP222EX	ECEC2CP222EX
	35 x 45	4.78	6.69	0.113	0.073	ECOS2CP222EA	ECEC2CP222EA
2700	35 x 50	5.45	7.63	0.092	0.060	ECOS2CP272EA	ECEC2CP272EA

TS-UP Standard Ratings (continued)

Part numbers shown with 2 pins

Cap. (μ F)	Size (mm) D x L	Max 85°C R.C. (A_{rms})		20°C ESR (Ω , max.)		Panasonic Part Number (By Terminal Length)	
		120Hz	10kHz~	120Hz	20kHz	6.3mm Length Terminal	4.0mm Length Terminal
200 VDC Working, 250 VDC Surge							
150	22 x 20	0.65	0.91	1.326	0.597	ECOS2DP151BL	ECEC2DP151BL
	22 x 25	0.71	0.99	1.216	0.547	ECOS2DP151BA	ECEC2DP151BA
220	22 x 25	1.04	1.46	0.829	0.373	ECOS2DP221BA	ECEC2DP221BA
	25 x 20	0.87	1.22	0.904	0.407	ECOS2DP221CL	ECEC2DP221CL
270	22 x 25	1.41	1.97	0.614	0.276	ECOS2DP271BA	ECEC2DP271BA
330	22 x 25	1.56	2.18	0.553	0.249	ECOS2DP331BX	ECEC2DP331BX
	30 x 20	1.00	1.40	0.603	0.271	ECOS2DP331DL	ECEC2DP331DL
390	22 x 30	1.68	2.35	0.468	0.210	ECOS2DP391BA	ECEC2DP391BA
	25 x 25	1.68	2.35	0.468	0.210	ECOS2DP391CA	ECEC2DP391CA
470	22 x 35	1.85	2.59	0.388	0.175	ECOS2DP471BA	ECEC2DP471BA
	25 x 30	1.85	2.59	0.388	0.175	ECOS2DP471CA	ECEC2DP471CA
	35 x 20	1.30	1.82	0.459	0.206	ECOS2DP471EL	ECEC2DP471EL
560	22 x 40	2.43	3.40	0.326	0.147	ECOS2DP561BA	ECEC2DP561BA
	25 x 30	2.43	3.40	0.326	0.147	ECOS2DP561CX	ECEC2DP561CX
	30 x 25	2.43	3.40	0.326	0.147	ECOS2DP561DA	ECEC2DP561DA
680	22 x 45	2.68	3.75	0.268	0.121	ECOS2DP681BA	ECEC2DP681BA
	25 x 35	2.68	3.75	0.268	0.121	ECOS2DP681CA	ECEC2DP681CA
	30 x 30	2.68	3.75	0.268	0.121	ECOS2DP681DA	ECEC2DP681DA
820	25 x 45	2.93	4.10	0.222	0.100	ECOS2DP821CA	ECEC2DP821CA
	30 x 30	2.93	4.10	0.222	0.100	ECOS2DP821DX	ECEC2DP821DX
	30 x 35	2.93	4.10	0.222	0.100	ECOS2DP821DA	ECEC2DP821DA
	35 x 25	2.93	4.10	0.222	0.100	ECOS2DP821EA	ECEC2DP821EA
1000	25 x 45	3.25	4.55	0.199	0.090	ECOS2DP102CX	ECEC2DP102CX
	25 x 50	3.25	4.55	0.199	0.090	ECOS2DP102CA	ECEC2DP102CA
	30 x 35	3.25	4.55	0.199	0.090	ECOS2DP102DX	ECEC2DP102DX
	30 x 40	3.25	4.55	0.199	0.090	ECOS2DP102DA	ECEC2DP102DA
	35 x 30	3.25	4.55	0.199	0.090	ECOS2DP102EA	ECEC2DP102EA
1200	30 x 40	3.50	4.90	0.166	0.075	ECOS2DP122DX	ECEC2DP122DX
	30 x 45	3.50	4.90	0.166	0.075	ECOS2DP122DA	ECEC2DP122DA
	35 x 30	3.50	4.90	0.166	0.075	ECOS2DP122EX	ECEC2DP122EX
	35 x 35	3.50	4.90	0.166	0.075	ECOS2DP122EA	ECEC2DP122EA
1500	30 x 45	3.87	5.42	0.144	0.072	ECOS2DP152DX	ECEC2DP152DX
	30 x 50	3.87	5.42	0.144	0.072	ECOS2DP152DA	ECEC2DP152DA
	35 x 35	3.87	5.42	0.144	0.072	ECOS2DP152EX	ECEC2DP152EX
	35 x 40	3.87	5.42	0.144	0.072	ECOS2DP152EA	ECEC2DP152EA
1800	30 x 50	4.32	6.05	0.120	0.060	ECOS2DP182DX	ECEC2DP182DX
	35 x 40	4.32	6.05	0.120	0.060	ECOS2DP182EX	ECEC2DP182EX
	35 x 45	4.32	6.05	0.120	0.060	ECOS2DP182EA	ECEC2DP182EA
2200	35 x 45	4.92	6.89	0.098	0.054	ECOS2DP222EX	ECEC2DP222EX
	35 x 50	4.92	6.89	0.098	0.054	ECOS2DP222EA	ECEC2DP222EA
250 VDC Working, 300 VDC Surge							
120	22 x 20	0.45	0.63	1.658	0.663	ECOS2EP121BL	ECEC2EP121BL
	22 x 25	0.71	0.99	1.520	0.608	ECOS2EP121BA	ECEC2EP121BA
150	22 x 25	0.89	1.25	1.216	0.486	ECOS2EP151BA	ECEC2EP151BA
	25 x 20	0.65	0.91	1.326	0.531	ECOS2EP151CL	ECEC2EP151CL
180	22 x 25	1.07	1.50	0.921	0.368	ECOS2EP181BA	ECEC2EP181BA
220	22 x 25	1.17	1.64	0.754	0.301	ECOS2EP221BX	ECEC2EP221BX
	30 x 20	0.87	1.22	0.829	0.332	ECOS2EP221DL	ECEC2EP221DL
270	22 x 30	1.31	1.83	0.614	0.246	ECOS2EP271BA	ECEC2EP271BA
	25 x 25	1.31	1.83	0.614	0.246	ECOS2EP271CA	ECEC2EP271CA
330	22 x 35	1.75	2.45	0.553	0.221	ECOS2EP331BA	ECEC2EP331BA
	25 x 30	1.75	2.45	0.502	0.201	ECOS2EP331CA	ECEC2EP331CA
	35 x 20	1.10	1.54	0.553	0.221	ECOS2EP331EL	ECEC2EP331EL
390	22 x 40	1.91	2.67	0.468	0.187	ECOS2EP391BA	ECEC2EP391BA
	25 x 30	1.91	2.67	0.468	0.187	ECOS2EP391CX	ECEC2EP391CX
	25 x 35	1.91	2.67	0.468	0.187	ECOS2EP391CA	ECEC2EP391CA
	30 x 25	1.91	2.67	0.425	0.170	ECOS2EP391DA	ECEC2EP391DA
470	22 x 45	2.11	2.95	0.388	0.155	ECOS2EP471BA	ECEC2EP471BA
	25 x 35	2.11	2.95	0.388	0.155	ECOS2EP471CX	ECEC2EP471CX
	25 x 40	2.11	2.95	0.388	0.155	ECOS2EP471CA	ECEC2EP471CA
	30 x 25	2.11	2.95	0.353	0.141	ECOS2EP471DX	ECEC2EP471DX
	30 x 30	2.11	2.95	0.388	0.155	ECOS2EP471DA	ECEC2EP471DA

TS-UP Standard Ratings (continued)

Part numbers shown with 2 pins

Cap. (μ F)	Size (mm) D x L	Max 85°C R.C. (A_{rms})		20°C ESR (Ω , max.)		Panasonic Part Number (By Terminal Length)	
		120Hz	10kHz~	120Hz	20kHz	6.3mm Length Terminal	4.0mm Length Terminal
250 VDC Working, 300 VDC Surge (continued)							
560	25 x 40	2.25	3.15	0.326	0.130	ECOS2EP561CX	ECEC2EP561CX
	25 x 45	2.25	3.15	0.326	0.130	ECOS2EP561CA	ECEC2EP561CA
	30 x 30	2.25	3.15	0.326	0.130	ECOS2EP561DX	ECEC2EP561DX
	30 x 35	2.25	3.15	0.326	0.130	ECOS2EP561DA	ECEC2EP561DA
	35 x 25	2.25	3.15	0.326	0.130	ECOS2EP561EA	ECEC2EP561EA
680	25 x 45	2.50	3.50	0.268	0.107	ECOS2EP681CX	ECEC2EP681CX
	25 x 50	2.50	3.50	0.268	0.107	ECOS2EP681CA	ECEC2EP681CA
	30 x 35	2.50	3.50	0.268	0.107	ECOS2EP681DX	ECEC2EP681DX
	30 x 40	2.50	3.50	0.268	0.107	ECOS2EP681DA	ECEC2EP681DA
	35 x 30	2.50	3.50	0.268	0.107	ECOS2EP681EA	ECEC2EP681EA
820	30 x 40	2.50	3.50	0.222	0.089	ECOS2EP821DX	ECEC2EP821DX
	30 x 45	2.77	3.88	0.222	0.089	ECOS2EP821DA	ECEC2EP821DA
	35 x 30	2.77	3.88	0.222	0.089	ECOS2EP821EX	ECEC2EP821EX
	35 x 35	2.77	3.88	0.243	0.109	ECOS2EP821EA	ECEC2EP821EA
1000	30 x 45	3.32	4.65	0.182	0.073	ECOS2EP102DX	ECEC2EP102DX
	30 x 50	3.32	4.65	0.199	0.090	ECOS2EP102DA	ECEC2EP102DA
	35 x 35	3.32	4.65	0.199	0.090	ECOS2EP102EX	ECEC2EP102EX
	35 x 40	3.32	4.65	0.199	0.099	ECOS2EP102EA	ECEC2EP102EA
1200	35 x 40	3.53	4.94	0.166	0.083	ECOS2EP122EX	ECEC2EP122EX
	35 x 45	3.53	4.94	0.166	0.083	ECOS2EP122EA	ECEC2EP122EA
1500	35 x 50	4.04	5.66	0.133	0.066	ECOS2EP152EA	ECEC2EP152EA
350 VDC Working, 400 VDC Surge							
82	22 x 25	0.83	1.16	2.022	0.708	ECOS2VP820BA	ECEC2VP820BA
100	22 x 30	0.91	1.27	1.658	0.580	ECOS2VP101BA	ECEC2VP101BA
120	22 x 30	1.00	1.40	1.382	0.484	ECOS2VP121BA	ECEC2VP121BA
	25 x 25	1.00	1.40	1.382	0.484	ECOS2VP121CA	ECEC2VP121CA
150	22 x 35	1.12	1.57	1.105	0.387	ECOS2VP151BA	ECEC2VP151BA
	25 x 25	1.12	1.57	1.105	0.387	ECOS2VP151CX	ECEC2VP151CX
	25 x 30	1.12	1.57	1.105	0.387	ECOS2VP151CA	ECEC2VP151CA
	30 x 25	1.12	1.57	1.105	0.387	ECOS2VP151DA	ECEC2VP151DA
180	22 x 40	1.22	1.71	0.921	0.322	ECOS2VP181BA	ECEC2VP181BA
	25 x 30	1.22	1.71	0.921	0.322	ECOS2VP181CX	ECEC2VP181CX
	25 x 35	1.22	1.71	0.921	0.322	ECOS2VP181CA	ECEC2VP181CA
	30 x 25	1.22	1.71	0.921	0.322	ECOS2VP181DA	ECEC2VP181DA
220	22 x 45	1.44	2.02	0.754	0.264	ECOS2VP221BA	ECEC2VP221BA
	25 x 40	1.44	2.02	0.754	0.264	ECOS2VP221CA	ECEC2VP221CA
	30 x 25	1.44	2.02	0.754	0.264	ECOS2VP221DX	ECEC2VP221DX
	30 x 30	1.44	2.02	0.754	0.264	ECOS2VP221DA	ECEC2VP221DA
	35 x 25	1.44	2.02	0.754	0.264	ECOS2VP221EA	ECEC2VP221EA
270	25 x 40	1.66	2.32	0.614	0.215	ECOS2VP271CX	ECEC2VP271CX
	30 x 30	1.66	2.32	0.614	0.215	ECOS2VP271DX	ECEC2VP271DX
	30 x 35	1.66	2.32	0.614	0.215	ECOS2VP271DA	ECEC2VP271DA
	35 x 25	1.66	2.32	0.614	0.215	ECOS2VP271EX	ECEC2VP271EX
	35 x 30	1.66	2.32	0.614	0.215	ECOS2VP271EA	ECEC2VP271EA
330	25 x 50	1.88	2.63	0.502	0.176	ECOS2VP331CA	ECEC2VP331CA
	30 x 35	1.88	2.63	0.502	0.176	ECOS2VP331DX	ECEC2VP331DX
	30 x 40	1.88	2.63	0.502	0.176	ECOS2VP331DA	ECEC2VP331DA
	35 x 30	1.88	2.63	0.502	0.176	ECOS2VP331EA	ECEC2VP331EA
390	25 x 50	2.06	2.88	0.425	0.149	ECOS2VP391CX	ECEC2VP391CX
	30 x 40	2.06	2.88	0.425	0.149	ECOS2VP391DX	ECEC2VP391DX
	30 x 45	2.06	2.88	0.468	0.164	ECOS2VP391DA	ECEC2VP391DA
	35 x 30	2.06	2.88	0.425	0.149	ECOS2VP391EX	ECEC2VP391EX
	35 x 35	2.06	2.88	0.425	0.149	ECOS2VP391EA	ECEC2VP391EA
470	30 x 50	2.40	3.36	0.388	0.136	ECOS2VP471DA	ECEC2VP471DA
	35 x 35	2.40	3.36	0.353	0.123	ECOS2VP471EX	ECEC2VP471EX
	35 x 40	2.40	3.36	0.353	0.123	ECOS2VP471EA	ECEC2VP471EA
560	30 x 50	2.60	3.64	0.326	0.114	ECOS2VP561DX	ECEC2VP561DX
	35 x 40	2.60	3.64	0.296	0.104	ECOS2VP561EX	ECEC2VP561EX
	35 x 45	2.60	3.64	0.296	0.104	ECOS2VP561EA	ECEC2VP561EA
680	35 x 45	2.96	4.14	0.293	0.117	ECOS2VP681EX	ECEC2VP681EX
	35 x 50	2.96	4.14	0.293	0.117	ECOS2VP681EA	ECEC2VP681EA
820	35 x 50	3.55	4.97	0.243	0.097	ECOS2VP821EX	ECEC2VP821EX

TS-UP Standard Ratings (continued)

Part numbers shown with 2 pins

Cap. (μ F)	Size (mm) D x L	Max 85°C R.C. (A_{rms})		20°C ESR (Ω , max.)		Panasonic Part Number (By Terminal Length)	
		120Hz	10kHz~	120Hz	20kHz	6.3mm Length Terminal	4.0mm Length Terminal
385 VDC Working, 435 VDC Surge							
68	22 x 25	0.76	1.06	2.438	0.853	ECOS2TP680BA	ECEC2TP680BA
	25 x 20	0.35	0.49	2.926	1.024	ECOS2TP680CL	ECEC2TP680CL
82	22 x 25	0.83	1.16	2.022	0.708	ECOS2TP820BA	ECEC2TP820BA
	25 x 25	0.92	1.29	1.658	0.580	ECOS2TP101BA	ECEC2TP101BA
100	22 x 30	0.92	1.29	1.658	0.580	ECOS2TP101CA	ECEC2TP101CA
	25 x 25	1.02	1.43	1.382	0.553	ECOS2TP121BA	ECEC2TP121BA
120	22 x 35	1.02	1.43	1.382	0.553	ECOS2TP121CA	ECEC2TP121CA
	25 x 30	1.16	1.62	1.105	0.442	ECOS2TP151BA	ECEC2TP151BA
150	25 x 30	1.16	1.62	1.105	0.442	ECOS2TP151CA	ECEC2TP151CA
	30 x 25	1.16	1.62	1.105	0.442	ECOS2TP151DA	ECEC2TP151DA
180	22 x 45	1.44	2.02	0.921	0.368	ECOS2TP181BA	ECEC2TP181BA
	25 x 35	1.44	2.02	0.921	0.368	ECOS2TP181CA	ECEC2TP181CA
220	30 x 30	1.44	2.02	0.921	0.368	ECOS2TP181DA	ECEC2TP181DA
	22 x 50	1.49	2.09	0.829	0.373	ECOS2TP221BA	ECEC2TP221BA
270	25 x 45	1.49	2.09	0.829	0.373	ECOS2TP221CA	ECEC2TP221CA
	30 x 30	1.49	2.09	0.829	0.373	ECOS2TP221DA	ECEC2TP221DA
330	25 x 45	1.67	2.34	0.675	0.304	ECOS2TP271CA	ECEC2TP271CA
	30 x 35	1.67	2.34	0.675	0.304	ECOS2TP271DA	ECEC2TP271DA
390	35 x 30	1.67	2.34	0.675	0.304	ECOS2TP271EA	ECEC2TP271EA
	30 x 40	1.90	2.66	0.553	0.249	ECOS2TP331DA	ECEC2TP331DA
470	35 x 35	1.90	2.66	0.553	0.249	ECOS2TP331EA	ECEC2TP331EA
	30 x 45	2.13	2.98	0.468	0.210	ECOS2TP391DA	ECEC2TP391DA
560	35 x 40	2.13	2.98	0.468	0.210	ECOS2TP391EA	ECEC2TP391EA
	30 x 50	2.39	3.35	0.388	0.175	ECOS2TP471DA	ECEC2TP471DA
680	35 x 45	2.39	3.35	0.388	0.175	ECOS2TP471EA	ECEC2TP471EA
	35 x 50	2.69	3.77	0.326	0.147	ECOS2TP561EA	ECEC2TP561EA
400 VDC Working, 450 VDC Surge							
47	22 x 20	0.25	0.35	3.527	1.235	ECOS2GP470BL	ECEC2GP470BL
	22 x 25	0.47	0.66	3.527	1.235	ECOS2GP470BA	ECEC2GP470BA
68	22 x 25	0.69	0.97	2.438	0.853	ECOS2GP680BA	ECEC2GP680BA
	25 x 20	0.35	0.49	2.926	1.024	ECOS2GP680CL	ECEC2GP680CL
82	22 x 25	0.83	1.16	2.022	0.708	ECOS2GP820BA	ECEC2GP820BA
	22 x 30	0.92	1.29	1.658	0.580	ECOS2GP101BA	ECEC2GP101BA
100	25 x 25	0.92	1.29	1.658	0.580	ECOS2GP101CA	ECEC2GP101CA
	30 x 20	0.47	0.66	1.989	0.696	ECOS2GP101DL	ECEC2GP101DL
120	22 x 35	1.02	1.43	1.382	0.484	ECOS2GP121BA	ECEC2GP121BA
	25 x 25	1.02	1.43	1.382	0.484	ECOS2GP121CX	ECEC2GP121CX
150	22 x 40	1.16	1.62	1.105	0.387	ECOS2GP151BA	ECEC2GP151BA
	25 x 30	1.16	1.62	1.105	0.387	ECOS2GP151CA	ECEC2GP151CA
180	30 x 25	1.16	1.62	1.105	0.387	ECOS2GP151DA	ECEC2GP151DA
	35 x 20	0.60	0.84	1.326	0.464	ECOS2GP151EL	ECEC2GP151EL
220	22 x 45	1.44	2.02	0.921	0.322	ECOS2GP181BA	ECEC2GP181BA
	25 x 30	1.44	2.02	0.921	0.322	ECOS2GP181CX	ECEC2GP181CX
270	25 x 35	1.44	2.02	0.921	0.322	ECOS2GP181CA	ECEC2GP181CA
	22 x 50	1.49	2.09	0.754	0.264	ECOS2GP221BA	ECEC2GP221BA
330	25 x 40	1.49	2.09	0.754	0.264	ECOS2GP221CA	ECEC2GP221CA
	30 x 30	1.49	2.09	0.754	0.264	ECOS2GP221DA	ECEC2GP221DA
390	25 x 45	1.67	2.34	0.675	0.236	ECOS2GP271CA	ECEC2GP271CA
	30 x 35	1.67	2.34	0.675	0.236	ECOS2GP271DA	ECEC2GP271DA
470	35 x 30	1.67	2.34	0.675	0.236	ECOS2GP271EA	ECEC2GP271EA
	30 x 40	1.90	2.66	0.553	0.193	ECOS2GP331DA	ECEC2GP331DA
560	35 x 30	1.90	2.66	0.553	0.193	ECOS2GP331EX	ECEC2GP331EX
	35 x 35	1.90	2.66	0.553	0.193	ECOS2GP331EA	ECEC2GP331EA
680	30 x 45	2.13	2.98	0.468	0.164	ECOS2GP391DA	ECEC2GP391DA
	35 x 35	2.13	2.98	0.468	0.164	ECOS2GP391EX	ECEC2GP391EX
820	35 x 40	2.13	2.98	0.468	0.164	ECOS2GP391EA	ECEC2GP391EA
	35 x 40	2.39	3.35	0.388	0.136	ECOS2GP471EX	ECEC2GP471EX
1000	35 x 45	2.39	3.35	0.388	0.136	ECOS2GP471EA	ECEC2GP471EA
	35 x 45	2.69	3.77	0.326	0.114	ECOS2GP561EX	ECEC2GP561EX
1200	35 x 50	2.69	3.77	0.326	0.114	ECOS2GP561EA	ECEC2GP561EA
	35 x 50	3.00	4.20	0.268	0.094	ECOS2GP681EX	ECEC2GP681EX

TS-UP Standard Ratings (continued)

Part numbers shown with 2 pins

Cap. (μ F)	Size (mm) D x L	Max 85°C R.C. (A_{rms})		20°C ESR (Ω , max.)		Panasonic Part Number (By Terminal Length)	
		120Hz	10kHz~	120Hz	20kHz	6.3mm Length Terminal	4.0mm Length Terminal
420 VDC Working, 470 VDC Surge							
82	22 x 30	0.83	1.16	2.426	0.849	ECOS2SP820BA	ECEC2SP820BA
100	22 x 30	0.92	1.29	1.989	0.696	ECOS2SP101BA	ECEC2SP101BA
	25 x 25	0.92	1.29	1.989	0.696	ECOS2SP101CA	ECEC2SP101CA
120	22 x 35	1.02	1.43	1.658	0.580	ECOS2SP121BA	ECEC2SP121BA
	25 x 30	1.02	1.43	1.658	0.580	ECOS2SP121CA	ECEC2SP121CA
150	22 x 40	1.16	1.62	1.326	0.464	ECOS2SP151BA	ECEC2SP151BA
	25 x 30	1.16	1.62	1.326	0.464	ECOS2SP151CA	ECEC2SP151CA
	30 x 25	1.16	1.62	1.326	0.464	ECOS2SP151DA	ECEC2SP151DA
180	22 x 45	1.44	2.02	1.105	0.387	ECOS2SP181BA	ECEC2SP181BA
	25 x 35	1.44	2.02	1.105	0.387	ECOS2SP181CA	ECEC2SP181CA
	30 x 30	1.44	2.02	1.105	0.387	ECOS2SP181DA	ECEC2SP181DA
220	25 x 45	1.49	2.09	0.904	0.316	ECOS2SP221CA	ECEC2SP221CA
	30 x 30	1.49	2.09	0.904	0.316	ECOS2SP221DA	ECEC2SP221DA
	35 x 25	1.49	2.09	0.904	0.316	ECOS2SP221EA	ECEC2SP221EA
270	25 x 50	1.67	2.34	0.737	0.258	ECOS2SP271CA	ECEC2SP271CA
	30 x 35	1.67	2.34	0.737	0.258	ECOS2SP271DA	ECEC2SP271DA
	35 x 30	1.67	2.34	0.737	0.258	ECOS2SP271EA	ECEC2SP271EA
330	30 x 45	1.90	2.66	0.603	0.211	ECOS2SP331DA	ECEC2SP331DA
	35 x 35	1.90	2.66	0.603	0.211	ECOS2SP331EA	ECEC2SP331EA
390	30 x 50	2.13	2.98	0.510	0.179	ECOS2SP391DA	ECEC2SP391DA
	35 x 40	2.13	2.98	0.510	0.179	ECOS2SP391EA	ECEC2SP391EA
470	35 x 45	2.39	3.35	0.423	0.148	ECOS2SP471EA	ECEC2SP471EA
560	35 x 50	2.69	3.77	0.355	0.124	ECOS2SP561EA	ECEC2SP561EA
450 VDC Working, 500 VDC Surge							
33	22 x 20	0.20	0.28	6.028	2.411	ECOS2WP330BL	ECEC2WP330BL
	22 x 25	0.41	0.57	6.028	2.411	ECOS2WP330BA	ECEC2WP330BA
47	22 x 25	0.59	0.83	4.233	1.693	ECOS2WP470BA	ECEC2WP470BA
	25 x 20	0.29	0.41	4.233	1.693	ECOS2WP470CL	ECEC2WP470CL
56	22 x 25	0.70	0.98	2.960	1.184	ECOS2WP560BA	ECEC2WP560BA
68	30 x 20	0.38	0.53	2.926	1.170	ECOS2WP680DL	ECEC2WP680DL
82	22 x 30	0.83	1.16	2.022	0.809	ECOS2WP820BA	ECEC2WP820BA
	25 x 25	0.83	1.16	2.022	0.809	ECOS2WP820CA	ECEC2WP820CA
100	22 x 35	0.93	1.30	1.658	0.663	ECOS2WP101BA	ECEC2WP101BA
	35 x 20	0.52	0.73	1.989	0.796	ECOS2WP101EL	ECEC2WP101EL
120	22 x 40	1.04	1.46	1.382	0.553	ECOS2WP121BA	ECEC2WP121BA
	25 x 30	1.04	1.46	1.382	0.553	ECOS2WP121CA	ECEC2WP121CA
	30 x 25	1.04	1.46	1.382	0.553	ECOS2WP121DA	ECEC2WP121DA
150	22 x 50	1.19	1.67	1.105	0.442	ECOS2WP151BA	ECEC2WP151BA
	25 x 40	1.19	1.67	1.105	0.442	ECOS2WP151CA	ECEC2WP151CA
	30 x 30	1.19	1.67	1.105	0.442	ECOS2WP151DA	ECEC2WP151DA
180	25 x 40	1.35	1.89	0.921	0.368	ECOS2WP181CX	ECEC2WP181CX
	25 x 45	1.35	1.89	0.921	0.368	ECOS2WP181CA	ECEC2WP181CA
	30 x 30	1.35	1.89	0.921	0.368	ECOS2WP181DX	ECEC2WP181DX
	30 x 35	1.35	1.89	0.921	0.368	ECOS2WP181DA	ECEC2WP181DA
	35 x 25	1.35	1.89	0.921	0.368	ECOS2WP181EA	ECEC2WP181EA
220	25 x 45	1.55	2.17	0.754	0.301	ECOS2WP221CX	ECEC2WP221CX
	25 x 50	1.55	2.17	0.754	0.301	ECOS2WP221CA	ECEC2WP221CA
	30 x 35	1.55	2.17	0.754	0.301	ECOS2WP221DX	ECEC2WP221DX
	30 x 40	1.55	2.17	0.754	0.301	ECOS2WP221DA	ECEC2WP221DA
	35 x 30	1.55	2.17	0.754	0.301	ECOS2WP221EA	ECEC2WP221EA
270	30 x 45	1.78	2.49	0.675	0.270	ECOS2WP271DA	ECEC2WP271DA
	35 x 30	1.78	2.49	0.614	0.246	ECOS2WP271EX	ECEC2WP271EX
270	35 x 35	1.78	2.49	0.675	0.270	ECOS2WP271EA	ECEC2WP271EA
330	30 x 50	2.01	2.81	0.553	0.249	ECOS2WP331DA	ECEC2WP331DA
	35 x 35	2.01	2.81	0.553	0.221	ECOS2WP331EX	ECEC2WP331EX
	35 x 40	2.01	2.81	0.553	0.249	ECOS2WP331EA	ECEC2WP331EA
390	35 x 45	2.24	3.14	0.510	0.255	ECOS2WP391EA	ECEC2WP391EA
470	35 x 45	2.53	3.54	0.423	0.233	ECOS2WP471EX	ECEC2WP471EX
	35 x 50	2.53	3.54	0.423	0.233	ECOS2WP471EA	ECEC2WP471EA