

TS-UP Series 85°C, 3000 hours

- Compact size for general purpose and industrial applications
- 2 and 3 pin versions available
- 20mm lengths for low profile applications

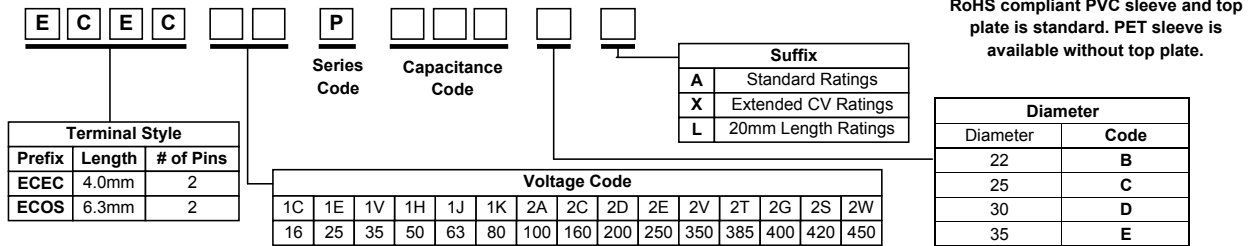
RoHS Compliant



| | | | |
|---|--|--|--|
| Rated Working Voltage: | 16 ~ 250 VDC | 350 ~ 450 VDC | |
| Operating Temperature: | -40 ~ +85°C | -25 ~ +85°C | |
| Nominal Capacitance: | 120 ~ 68000µF | 33 ~ 820µF | |
| Capacitance Tolerance: | ± 20% | | |
| Dissipation Factor: (120 Hz, +20°C) | Working Voltage [V]: | 16 25 35 50 63 80 100 160 ~ 450 | |
| | Max. D.F. (%): | 50 40 35 30 25 20 20 15 | |
| For capacitance values > 33000µF, add the value of: $\frac{\text{(rated cap. } \mu\text{F)} - 33000}{1000}$ | | | |
| Leakage Current: | 3√CV (µA) max. after 5 minutes; C = Capacitance in µF, V = WV | | |
| Ripple Current Multipliers: | Frequency(Hz): | 50 60 100-120 500 1k 10k | |
| | 16-100WV: | 0.93 0.95 1.0 1.05 1.08 1.15 | |
| | | 160-450WV: | 0.75 0.8 1.0 1.2 1.25 1.4 |
| | | Ripple Current Ambient Temperature Factors** | |
| | | Temperature (°C): | 85°C 70°C 60°C ≤45°C |
| | | Multiplier: | 1.0 1.3 1.4 1.5 |
| Endurance: | 3000 hours* at +85°C with maximum specified ripple current (see page 4) *2000 hours for 20mm length sizes | | |

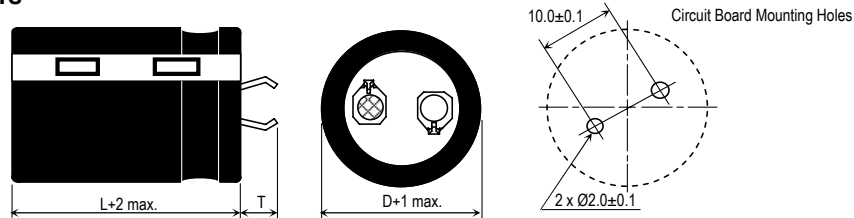
**Use of temperature ripple current multipliers may limit life to the hours specified for the maximum operating temperature.

Part Number System

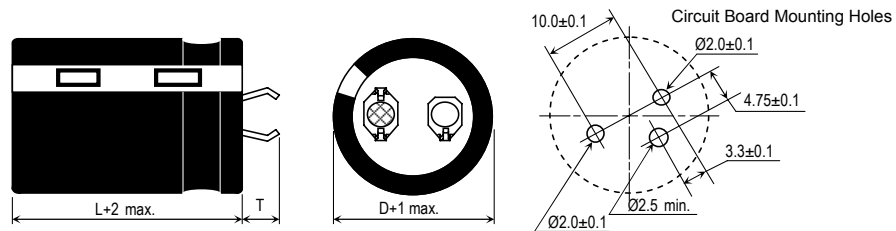


Dimensions in millimeters

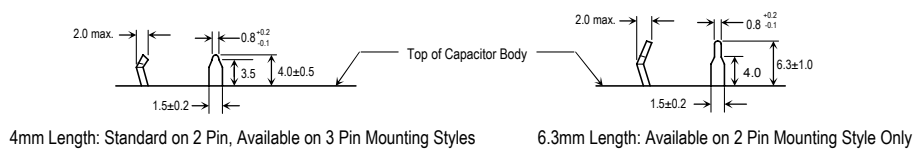
2 Pin Mounting Style



3 Pin Mounting Style (Optional)



Pin Dimensions



TS-UP Standard Ratings

Part numbers shown with 2 pins

| Cap. (μ F) | Size (mm) D x L | Max 85°C R.C. (I_{rms}) | | 20°C ESR (Ω , max.) | | Panasonic Part Number (By Terminal Length) | |
|-------------------------------------|--------------------|-----------------------------|--------|-----------------------------|-------|--|-----------------------|
| | | 120Hz | 10kHz~ | 120Hz | 20kHz | 6.3mm Length Terminal | 4.0mm Length Terminal |
| 16 VDC Working, 20 VDC Surge | | | | | | | |
| 4700 | 22 x 20 | 1.60 | 1.84 | 0.159 | 0.135 | ECOS1CP472BL | ECEC1CP472BL |
| | 22 x 25 | 1.77 | 2.04 | 0.159 | 0.135 | ECOS1CP472BA | ECEC1CP472BA |
| 6800 | 22 x 25 | 2.57 | 2.96 | 0.110 | 0.093 | ECOS1CP682BA | ECEC1CP682BA |
| | 25 x 20 | 1.80 | 2.07 | 0.110 | 0.093 | ECOS1CP682CL | ECEC1CP682CL |
| 8200 | 22 x 25 | 3.10 | 3.57 | 0.091 | 0.077 | ECOS1CP822BA | ECEC1CP822BA |
| 10000 | 22 x 30 | 3.78 | 4.35 | 0.075 | 0.063 | ECOS1CP103BA | ECEC1CP103BA |
| | 25 x 25 | 3.78 | 4.35 | 0.075 | 0.063 | ECOS1CP103CA | ECEC1CP103CA |
| | 30 x 20 | 2.40 | 2.76 | 0.083 | 0.070 | ECOS1CP103DL | ECEC1CP103DL |
| 12000 | 22 x 30 | 4.52 | 5.20 | 0.062 | 0.053 | ECOS1CP123BA | ECEC1CP123BA |
| | 25 x 25 | 4.52 | 5.20 | 0.062 | 0.053 | ECOS1CP123CA | ECEC1CP123CA |
| 15000 | 22 x 35 | 5.26 | 6.05 | 0.053 | 0.045 | ECOS1CP153BA | ECEC1CP153BA |
| | 25 x 30 | 5.26 | 6.05 | 0.053 | 0.045 | ECOS1CP153CA | ECEC1CP153CA |
| | 35 x 20 | 3.20 | 3.68 | 0.055 | 0.047 | ECOS1CP153EL | ECEC1CP153EL |
| 18000 | 22 x 40 | 5.57 | 6.41 | 0.046 | 0.039 | ECOS1CP183BA | ECEC1CP183BA |
| | 25 x 30 | 5.57 | 6.41 | 0.046 | 0.039 | ECOS1CP183CA | ECEC1CP183CA |
| 22000 | 22 x 45 | 6.10 | 7.02 | 0.038 | 0.032 | ECOS1CP223BA | ECEC1CP223BA |
| | 25 x 35 | 6.10 | 7.02 | 0.038 | 0.032 | ECOS1CP223CA | ECEC1CP223CA |
| | 30 x 30 | 6.10 | 7.02 | 0.038 | 0.032 | ECOS1CP223DA | ECEC1CP223DA |
| 27000 | 25 x 45 | 6.31 | 7.26 | 0.031 | 0.026 | ECOS1CP273CA | ECEC1CP273CA |
| | 30 x 35 | 6.31 | 7.26 | 0.031 | 0.026 | ECOS1CP273DA | ECEC1CP273DA |
| 33000 | 25 x 50 | 6.84 | 7.87 | 0.025 | 0.021 | ECOS1CP333CA | ECEC1CP333CA |
| | 30 x 40 | 6.84 | 7.87 | 0.025 | 0.021 | ECOS1CP333DA | ECEC1CP333DA |
| | 35 x 30 | 6.84 | 7.87 | 0.025 | 0.021 | ECOS1CP333EA | ECEC1CP333EA |
| 39000 | 30 x 45 | 6.94 | 7.98 | 0.021 | 0.018 | ECOS1CP393DA | ECEC1CP393DA |
| | 35 x 35 | 6.94 | 7.98 | 0.021 | 0.018 | ECOS1CP393EA | ECEC1CP393EA |
| 47000 | 30 x 50 | 7.47 | 8.59 | 0.019 | 0.017 | ECOS1CP473DA | ECEC1CP473DA |
| | 35 x 40 | 7.47 | 8.59 | 0.021 | 0.019 | ECOS1CP473EA | ECEC1CP473EA |
| 56000 | 35 x 45 | 8.73 | 10.04 | 0.019 | 0.018 | ECOS1CP563EA | ECEC1CP563EA |
| 68000 | 35 x 50 | 9.05 | 10.41 | 0.018 | 0.017 | ECOS1CP683EA | ECEC1CP683EA |
| 25 VDC Working, 32 VDC Surge | | | | | | | |
| 3300 | 22 x 20 | 1.60 | 1.84 | 0.176 | 0.141 | ECOS1EP332BL | ECEC1EP332BL |
| | 22 x 25 | 1.68 | 1.93 | 0.161 | 0.129 | ECOS1EP332BA | ECEC1EP332BA |
| 4700 | 22 x 25 | 2.39 | 2.75 | 0.113 | 0.090 | ECOS1EP472BA | ECEC1EP472BA |
| | 25 x 20 | 1.80 | 2.07 | 0.123 | 0.099 | ECOS1EP472CL | ECEC1EP472CL |
| 5600 | 22 x 25 | 2.86 | 3.29 | 0.095 | 0.076 | ECOS1EP562BA | ECEC1EP562BA |
| 6800 | 22 x 30 | 3.47 | 3.99 | 0.078 | 0.062 | ECOS1EP682BA | ECEC1EP682BA |
| | 25 x 25 | 3.47 | 3.99 | 0.078 | 0.062 | ECOS1EP682CA | ECEC1EP682CA |
| | 30 x 20 | 2.30 | 2.65 | 0.078 | 0.062 | ECOS1EP682DL | ECEC1EP682DL |
| 8200 | 22 x 30 | 3.57 | 4.11 | 0.065 | 0.052 | ECOS1EP822BA | ECEC1EP822BA |
| | 25 x 25 | 3.57 | 4.11 | 0.065 | 0.052 | ECOS1EP822CA | ECEC1EP822CA |
| 10000 | 22 x 35 | 3.78 | 4.35 | 0.058 | 0.046 | ECOS1EP103BA | ECEC1EP103BA |
| | 25 x 30 | 3.78 | 4.35 | 0.058 | 0.046 | ECOS1EP103CA | ECEC1EP103CA |
| | 30 x 25 | 3.78 | 4.35 | 0.058 | 0.046 | ECOS1EP103DA | ECEC1EP103DA |
| | 35 x 20 | 2.70 | 3.11 | 0.061 | 0.049 | ECOS1EP103EL | ECEC1EP103EL |
| 12000 | 22 x 40 | 4.10 | 4.72 | 0.048 | 0.039 | ECOS1EP123BA | ECEC1EP123BA |
| | 25 x 35 | 4.10 | 4.72 | 0.048 | 0.039 | ECOS1EP123CA | ECEC1EP123CA |
| | 30 x 30 | 4.10 | 4.72 | 0.048 | 0.039 | ECOS1EP123DA | ECEC1EP123DA |
| 15000 | 22 x 50 | 4.63 | 5.32 | 0.039 | 0.031 | ECOS1EP153BA | ECEC1EP153BA |
| | 25 x 40 | 4.63 | 5.32 | 0.039 | 0.031 | ECOS1EP153CA | ECEC1EP153CA |
| | 30 x 30 | 4.63 | 5.32 | 0.039 | 0.031 | ECOS1EP153DA | ECEC1EP153DA |
| 18000 | 25 x 45 | 5.47 | 6.29 | 0.035 | 0.028 | ECOS1EP183CA | ECEC1EP183CA |
| | 30 x 35 | 5.47 | 6.29 | 0.035 | 0.028 | ECOS1EP183DA | ECEC1EP183DA |
| 22000 | 25 x 50 | 6.10 | 7.02 | 0.029 | 0.023 | ECOS1EP223CA | ECEC1EP223CA |
| | 30 x 40 | 6.10 | 7.02 | 0.029 | 0.023 | ECOS1EP223DA | ECEC1EP223DA |
| 27000 | 30 x 45 | 6.21 | 7.14 | 0.023 | 0.019 | ECOS1EP273DA | ECEC1EP273DA |
| | 35 x 35 | 6.21 | 7.14 | 0.025 | 0.020 | ECOS1EP273EA | ECEC1EP273EA |
| 33000 | 30 x 50 | 6.84 | 7.87 | 0.020 | 0.017 | ECOS1EP333DA | ECEC1EP333DA |
| | 35 x 40 | 6.84 | 7.87 | 0.020 | 0.017 | ECOS1EP333EA | ECEC1EP333EA |
| 39000 | 35 x 45 | 7.36 | 8.46 | 0.019 | 0.017 | ECOS1EP393EA | ECEC1EP393EA |
| 47000 | 35 x 50 | 8.00 | 9.20 | 0.017 | 0.015 | ECOS1EP473EA | ECEC1EP473EA |

TS-UP Standard Ratings (continued)

Part numbers shown with 2 pins

| Cap. (μ F) | Size (mm) D x L | Max 85°C R.C. (A_{rms}) | | 20°C ESR (Ω , max.) | | Panasonic Part Number (By Terminal Length) | |
|---|--------------------|-----------------------------|--------|-----------------------------|-------|--|-----------------------|
| | | 120Hz | 10kHz~ | 120Hz | 20kHz | 6.3mm Length Terminal | 4.0mm Length Terminal |
| 35 VDC Working, 44 VDC Surge (continued) | | | | | | | |
| 2200 | 22 x 20 | 1.40 | 1.61 | 0.181 | 0.136 | ECOS1VP222BL | ECEC1VP222BL |
| | 22 x 25 | 1.52 | 1.75 | 0.166 | 0.124 | ECOS1VP222BA | ECEC1VP222BA |
| 3300 | 22 x 25 | 2.29 | 2.63 | 0.111 | 0.083 | ECOS1VP332BA | ECEC1VP332BA |
| | 25 x 20 | 1.70 | 1.96 | 0.121 | 0.090 | ECOS1VP332CL | ECEC1VP332CL |
| 3900 | 22 x 25 | 2.71 | 3.12 | 0.094 | 0.070 | ECOS1VP392BA | ECEC1VP392BA |
| 4700 | 22 x 30 | 3.26 | 3.75 | 0.078 | 0.058 | ECOS1VP472BA | ECEC1VP472BA |
| | 25 x 25 | 3.26 | 3.75 | 0.078 | 0.058 | ECOS1VP472CA | ECEC1VP472CA |
| | 30 x 20 | 2.00 | 2.30 | 0.088 | 0.066 | ECOS1VP472DL | ECEC1VP472DL |
| 5600 | 22 x 30 | 3.36 | 3.86 | 0.080 | 0.060 | ECOS1VP562BA | ECEC1VP562BA |
| | 25 x 25 | 3.36 | 3.86 | 0.080 | 0.060 | ECOS1VP562CA | ECEC1VP562CA |
| 6800 | 22 x 35 | 3.68 | 4.23 | 0.066 | 0.049 | ECOS1VP682BA | ECEC1VP682BA |
| | 25 x 30 | 3.68 | 4.23 | 0.066 | 0.049 | ECOS1VP682CA | ECEC1VP682CA |
| | 35 x 20 | 2.40 | 2.76 | 0.071 | 0.053 | ECOS1VP682EL | ECEC1VP682EL |
| 8200 | 22 x 40 | 4.00 | 4.60 | 0.057 | 0.042 | ECOS1VP822BA | ECEC1VP822BA |
| | 25 x 35 | 4.00 | 4.60 | 0.057 | 0.042 | ECOS1VP822CA | ECEC1VP822CA |
| 10000 | 22 x 45 | 4.42 | 5.08 | 0.050 | 0.037 | ECOS1VP103BA | ECEC1VP103BA |
| | 25 x 40 | 4.42 | 5.08 | 0.050 | 0.037 | ECOS1VP103CA | ECEC1VP103CA |
| | 30 x 30 | 4.42 | 5.08 | 0.050 | 0.037 | ECOS1VP103DA | ECEC1VP103DA |
| | 35 x 25 | 4.42 | 5.08 | 0.050 | 0.037 | ECOS1VP103EA | ECEC1VP103EA |
| 12000 | 25 x 45 | 5.05 | 5.81 | 0.044 | 0.033 | ECOS1VP123CA | ECEC1VP123CA |
| | 30 x 35 | 5.05 | 5.81 | 0.044 | 0.033 | ECOS1VP123DA | ECEC1VP123DA |
| | 35 x 30 | 5.05 | 5.81 | 0.044 | 0.033 | ECOS1VP123EA | ECEC1VP123EA |
| 15000 | 25 x 50 | 5.57 | 6.41 | 0.036 | 0.027 | ECOS1VP153CA | ECEC1VP153CA |
| | 30 x 40 | 5.57 | 6.41 | 0.036 | 0.027 | ECOS1VP153DA | ECEC1VP153DA |
| | 35 x 30 | 5.57 | 6.41 | 0.036 | 0.027 | ECOS1VP153EA | ECEC1VP153EA |
| 18000 | 30 x 45 | 5.68 | 6.53 | 0.030 | 0.023 | ECOS1VP183DA | ECEC1VP183DA |
| | 35 x 35 | 5.68 | 6.53 | 0.030 | 0.023 | ECOS1VP183EA | ECEC1VP183EA |
| 22000 | 30 x 50 | 6.10 | 7.02 | 0.026 | 0.020 | ECOS1VP223DA | ECEC1VP223DA |
| | 35 x 40 | 6.10 | 7.02 | 0.026 | 0.020 | ECOS1VP223EA | ECEC1VP223EA |
| 27000 | 35 x 45 | 6.84 | 7.87 | 0.021 | 0.017 | ECOS1VP273EA | ECEC1VP273EA |
| 33000 | 35 x 50 | 7.15 | 8.22 | 0.018 | 0.014 | ECOS1VP333EA | ECEC1VP333EA |
| 50 VDC Working, 63 VDC Surge | | | | | | | |
| 1500 | 22 x 20 | 1.20 | 1.38 | 0.254 | 0.191 | ECOS1HP152BL | ECEC1HP152BL |
| | 22 x 25 | 1.24 | 1.43 | 0.221 | 0.166 | ECOS1HP152BA | ECEC1HP152BA |
| 2200 | 22 x 25 | 1.82 | 2.09 | 0.151 | 0.113 | ECOS1HP222BA | ECEC1HP222BA |
| | 25 x 20 | 1.40 | 1.61 | 0.173 | 0.130 | ECOS1HP222CL | ECEC1HP222CL |
| 2700 | 22 x 25 | 2.23 | 2.56 | 0.123 | 0.092 | ECOS1HP272BA | ECEC1HP272BA |
| 3300 | 22 x 30 | 2.73 | 3.14 | 0.100 | 0.075 | ECOS1HP332BA | ECEC1HP332BA |
| | 25 x 25 | 2.73 | 3.14 | 0.100 | 0.075 | ECOS1HP332CA | ECEC1HP332CA |
| | 30 x 20 | 1.70 | 1.96 | 0.116 | 0.087 | ECOS1HP332DL | ECEC1HP332DL |
| 3900 | 22 x 30 | 2.75 | 3.16 | 0.085 | 0.064 | ECOS1HP392BA | ECEC1HP392BA |
| | 25 x 25 | 2.75 | 3.16 | 0.085 | 0.064 | ECOS1HP392CA | ECEC1HP392CA |
| 4700 | 22 x 35 | 3.03 | 3.48 | 0.071 | 0.053 | ECOS1HP472BA | ECEC1HP472BA |
| | 25 x 30 | 3.03 | 3.48 | 0.071 | 0.053 | ECOS1HP472CA | ECEC1HP472CA |
| | 30 x 25 | 3.03 | 3.48 | 0.071 | 0.053 | ECOS1HP472DA | ECEC1HP472DA |
| | 35 x 20 | 2.10 | 2.42 | 0.081 | 0.061 | ECOS1HP472EL | ECEC1HP472EL |
| 5600 | 22 x 40 | 3.42 | 3.93 | 0.059 | 0.044 | ECOS1HP562BA | ECEC1HP562BA |
| | 25 x 35 | 3.42 | 3.93 | 0.059 | 0.044 | ECOS1HP562CA | ECEC1HP562CA |
| | 30 x 30 | 3.42 | 3.93 | 0.059 | 0.044 | ECOS1HP562DA | ECEC1HP562DA |
| 6800 | 22 x 50 | 3.85 | 4.43 | 0.049 | 0.037 | ECOS1HP682BA | ECEC1HP682BA |
| | 25 x 40 | 3.85 | 4.43 | 0.049 | 0.037 | ECOS1HP682CA | ECEC1HP682CA |
| | 30 x 30 | 3.85 | 4.43 | 0.049 | 0.037 | ECOS1HP682DA | ECEC1HP682DA |
| 8200 | 25 x 45 | 4.41 | 5.07 | 0.040 | 0.030 | ECOS1HP822CA | ECEC1HP822CA |
| | 30 x 35 | 4.41 | 5.07 | 0.040 | 0.030 | ECOS1HP822DA | ECEC1HP822DA |
| 10000 | 25 x 50 | 4.97 | 5.72 | 0.036 | 0.027 | ECOS1HP103CA | ECEC1HP103CA |
| | 30 x 40 | 4.97 | 5.72 | 0.036 | 0.027 | ECOS1HP103DA | ECEC1HP103DA |
| | 35 x 30 | 4.97 | 5.72 | 0.036 | 0.027 | ECOS1HP103EA | ECEC1HP103EA |
| 12000 | 30 x 45 | 5.58 | 6.42 | 0.032 | 0.024 | ECOS1HP123DA | ECEC1HP123DA |
| | 35 x 35 | 5.58 | 6.42 | 0.032 | 0.024 | ECOS1HP123EA | ECEC1HP123EA |
| 15000 | 30 x 50 | 6.44 | 7.41 | 0.028 | 0.021 | ECOS1HP153DA | ECEC1HP153DA |
| | 35 x 40 | 6.44 | 7.41 | 0.028 | 0.021 | ECOS1HP153EA | ECEC1HP153EA |
| 18000 | 35 x 45 | 6.94 | 7.98 | 0.023 | 0.018 | ECOS1HP183EA | ECEC1HP183EA |
| 22000 | 35 x 50 | 7.57 | 8.71 | 0.021 | 0.017 | ECOS1HP223EA | ECEC1HP223EA |

TS-UP Standard Ratings (continued)

Part numbers shown with 2 pins

| Cap. (μ F) | Size (mm) D x L | Max 85°C R.C. (A_{rms}) | | 20°C ESR (Ω , max.) | | Panasonic Part Number (By Terminal Length) | |
|--------------------------------------|--------------------|-----------------------------|--------|-----------------------------|-------|--|-----------------------|
| | | 120Hz | 10kHz~ | 120Hz | 20kHz | 6.3mm Length Terminal | 4.0mm Length Terminal |
| 63 VDC Working, 79 VDC Surge | | | | | | | |
| 1000 | 22 x 20 | 1.20 | 1.38 | 0.381 | 0.286 | ECOS1JP102BL | ECEC1JP102BL |
| | 22 x 25 | 1.20 | 1.38 | 0.332 | 0.249 | ECOS1JP102BA | ECEC1JP102BA |
| 1500 | 22 x 25 | 1.72 | 1.98 | 0.221 | 0.166 | ECOS1JP152BA | ECEC1JP152BA |
| | 25 x 20 | 1.30 | 1.50 | 0.254 | 0.191 | ECOS1JP152CL | ECEC1JP152CL |
| 1800 | 22 x 25 | 2.06 | 2.37 | 0.184 | 0.138 | ECOS1JP182BA | ECEC1JP182BA |
| 2200 | 22 x 30 | 2.52 | 2.90 | 0.151 | 0.113 | ECOS1JP222BA | ECEC1JP222BA |
| | 25 x 25 | 2.52 | 2.90 | 0.151 | 0.113 | ECOS1JP222CA | ECEC1JP222CA |
| | 30 x 20 | 1.50 | 1.73 | 0.173 | 0.130 | ECOS1JP222DL | ECEC1JP222DL |
| 2700 | 22 x 35 | 3.73 | 4.29 | 0.123 | 0.092 | ECOS1JP272BA | ECEC1JP272BA |
| | 25 x 30 | 3.73 | 4.29 | 0.123 | 0.092 | ECOS1JP272CA | ECEC1JP272CA |
| 3300 | 22 x 40 | 4.10 | 4.72 | 0.105 | 0.079 | ECOS1JP332BA | ECEC1JP332BA |
| | 25 x 30 | 4.10 | 4.72 | 0.105 | 0.079 | ECOS1JP332CA | ECEC1JP332CA |
| | 30 x 25 | 4.10 | 4.72 | 0.105 | 0.079 | ECOS1JP332DA | ECEC1JP332DA |
| | 35 x 20 | 1.70 | 1.96 | 0.126 | 0.094 | ECOS1JP332EL | ECEC1JP332EL |
| 3900 | 22 x 45 | 4.44 | 5.11 | 0.098 | 0.073 | ECOS1JP392BA | ECEC1JP392BA |
| | 25 x 35 | 4.44 | 5.11 | 0.098 | 0.073 | ECOS1JP392CA | ECEC1JP392CA |
| | 30 x 30 | 4.44 | 5.11 | 0.098 | 0.073 | ECOS1JP392DA | ECEC1JP392DA |
| 4700 | 22 x 50 | 4.86 | 5.59 | 0.081 | 0.061 | ECOS1JP472BA | ECEC1JP472BA |
| | 25 x 40 | 4.86 | 5.59 | 0.081 | 0.061 | ECOS1JP472CA | ECEC1JP472CA |
| | 30 x 30 | 4.86 | 5.59 | 0.081 | 0.061 | ECOS1JP472DA | ECEC1JP472DA |
| | 35 x 25 | 4.86 | 5.59 | 0.081 | 0.061 | ECOS1JP472EA | ECEC1JP472EA |
| 5600 | 25 x 45 | 5.36 | 6.16 | 0.068 | 0.051 | ECOS1JP562CA | ECEC1JP562CA |
| | 30 x 35 | 5.36 | 6.16 | 0.068 | 0.051 | ECOS1JP562DA | ECEC1JP562DA |
| | 35 x 30 | 5.36 | 6.16 | 0.068 | 0.051 | ECOS1JP562EA | ECEC1JP562EA |
| 6800 | 25 x 50 | 5.84 | 6.72 | 0.061 | 0.046 | ECOS1JP682CA | ECEC1JP682CA |
| | 30 x 40 | 5.84 | 6.72 | 0.061 | 0.046 | ECOS1JP682DA | ECEC1JP682DA |
| | 35 x 30 | 5.84 | 6.72 | 0.061 | 0.046 | ECOS1JP682EA | ECEC1JP682EA |
| 8200 | 30 x 45 | 6.00 | 6.90 | 0.051 | 0.038 | ECOS1JP822DA | ECEC1JP822DA |
| | 35 x 35 | 6.00 | 6.90 | 0.051 | 0.038 | ECOS1JP822EA | ECEC1JP822EA |
| 10000 | 35 x 40 | 6.52 | 7.50 | 0.041 | 0.033 | ECOS1JP103EA | ECEC1JP103EA |
| 12000 | 35 x 50 | 7.15 | 8.22 | 0.035 | 0.028 | ECOS1JP123EA | ECEC1JP123EA |
| 80 VDC Working, 100 VDC Surge | | | | | | | |
| 680 | 22 x 20 | 1.00 | 1.15 | 0.439 | 0.329 | ECOS1KP681BL | ECEC1KP681BL |
| | 22 x 25 | 1.02 | 1.17 | 0.390 | 0.293 | ECOS1KP681BA | ECEC1KP681BA |
| 1000 | 22 x 25 | 1.51 | 1.74 | 0.265 | 0.199 | ECOS1KP102BA | ECEC1KP102BA |
| | 25 x 20 | 1.20 | 1.38 | 0.298 | 0.224 | ECOS1KP102CL | ECEC1KP102CL |
| 1200 | 22 x 25 | 1.81 | 2.08 | 0.221 | 0.166 | ECOS1KP122BA | ECEC1KP122BA |
| 1500 | 22 x 30 | 2.26 | 2.60 | 0.177 | 0.133 | ECOS1KP152BA | ECEC1KP152BA |
| | 25 x 25 | 2.26 | 2.60 | 0.177 | 0.133 | ECOS1KP152CA | ECEC1KP152CA |
| | 30 x 20 | 1.40 | 1.61 | 0.199 | 0.149 | ECOS1KP152DL | ECEC1KP152DL |
| 1800 | 22 x 35 | 2.52 | 2.90 | 0.147 | 0.111 | ECOS1KP182BA | ECEC1KP182BA |
| | 25 x 30 | 2.52 | 2.90 | 0.147 | 0.111 | ECOS1KP182CA | ECEC1KP182CA |
| 2200 | 22 x 40 | 2.73 | 3.14 | 0.121 | 0.090 | ECOS1KP222BA | ECEC1KP222BA |
| | 25 x 30 | 2.73 | 3.14 | 0.121 | 0.090 | ECOS1KP222CA | ECEC1KP222CA |
| | 30 x 25 | 2.73 | 3.14 | 0.121 | 0.090 | ECOS1KP222DA | ECEC1KP222DA |
| | 35 x 20 | 1.70 | 1.96 | 0.136 | 0.102 | ECOS1KP222EL | ECEC1KP222EL |
| 2700 | 22 x 45 | 2.78 | 3.20 | 0.098 | 0.074 | ECOS1KP272BA | ECEC1KP272BA |
| | 25 x 35 | 2.78 | 3.20 | 0.098 | 0.074 | ECOS1KP272CA | ECEC1KP272CA |
| | 30 x 30 | 2.78 | 3.20 | 0.098 | 0.074 | ECOS1KP272DA | ECEC1KP272DA |
| 3300 | 22 x 50 | 3.21 | 3.69 | 0.085 | 0.064 | ECOS1KP332BA | ECEC1KP332BA |
| | 25 x 40 | 3.21 | 3.69 | 0.085 | 0.064 | ECOS1KP332CA | ECEC1KP332CA |
| | 30 x 30 | 3.21 | 3.69 | 0.085 | 0.064 | ECOS1KP332DA | ECEC1KP332DA |
| 3900 | 25 x 45 | 3.59 | 4.13 | 0.077 | 0.057 | ECOS1KP392CA | ECEC1KP392CA |
| | 30 x 35 | 3.59 | 4.13 | 0.077 | 0.057 | ECOS1KP392DA | ECEC1KP392DA |
| 4700 | 25 x 50 | 4.09 | 4.70 | 0.063 | 0.048 | ECOS1KP472CA | ECEC1KP472CA |
| | 30 x 40 | 4.09 | 4.70 | 0.063 | 0.048 | ECOS1KP472DA | ECEC1KP472DA |
| 5600 | 30 x 45 | 4.55 | 5.23 | 0.056 | 0.042 | ECOS1KP562DA | ECEC1KP562DA |
| | 35 x 35 | 4.55 | 5.23 | 0.056 | 0.042 | ECOS1KP562EA | ECEC1KP562EA |
| 6800 | 30 x 50 | 5.16 | 5.93 | 0.046 | 0.035 | ECOS1KP682DA | ECEC1KP682DA |
| | 35 x 40 | 5.16 | 5.93 | 0.046 | 0.035 | ECOS1KP682EA | ECEC1KP682EA |
| 8200 | 35 x 50 | 5.83 | 6.70 | 0.038 | 0.029 | ECOS1KP822EA | ECEC1KP822EA |

TS-UP Standard Ratings (continued)

Part numbers shown with 2 pins

| Cap. (μ F) | Size (mm) D x L | Max 85°C R.C. (A_{rms}) | | 20°C ESR (Ω , max.) | | Panasonic Part Number (By Terminal Length) | |
|---------------------------------------|--------------------|-----------------------------|--------|-----------------------------|-------|--|-----------------------|
| | | 120Hz | 10kHz~ | 120Hz | 20kHz | 6.3mm Length Terminal | 4.0mm Length Terminal |
| 100 VDC Working, 125 VDC Surge | | | | | | | |
| 470 | 22 x 20 | 1.00 | 1.15 | 0.459 | 0.298 | ECOS2AP471BL | ECEC2AP471BL |
| | 22 x 25 | 1.11 | 1.28 | 0.459 | 0.298 | ECOS2AP471BA | ECEC2AP471BA |
| 560 | 22 x 25 | 1.32 | 1.52 | 0.385 | 0.250 | ECOS2AP561BA | ECEC2AP561BA |
| 680 | 22 x 25 | 1.61 | 1.85 | 0.317 | 0.206 | ECOS2AP681BA | ECEC2AP681BA |
| | 25 x 20 | 1.10 | 1.27 | 0.366 | 0.238 | ECOS2AP681CL | ECEC2AP681CL |
| 1000 | 22 x 30 | 1.96 | 2.25 | 0.216 | 0.140 | ECOS2AP102BA | ECEC2AP102BA |
| | 25 x 25 | 1.96 | 2.25 | 0.216 | 0.140 | ECOS2AP102CA | ECEC2AP102CA |
| | 30 x 20 | 1.20 | 1.38 | 0.249 | 0.162 | ECOS2AP102DL | ECEC2AP102DL |
| 1200 | 22 x 35 | 2.31 | 2.66 | 0.193 | 0.126 | ECOS2AP122BA | ECEC2AP122BA |
| | 25 x 30 | 2.31 | 2.66 | 0.180 | 0.117 | ECOS2AP122CA | ECEC2AP122CA |
| 1500 | 22 x 40 | 2.57 | 2.96 | 0.155 | 0.101 | ECOS2AP152BA | ECEC2AP152BA |
| | 25 x 30 | 2.57 | 2.96 | 0.155 | 0.101 | ECOS2AP152CA | ECEC2AP152CA |
| | 30 x 25 | 2.57 | 2.96 | 0.155 | 0.101 | ECOS2AP152DA | ECEC2AP152DA |
| | 35 x 20 | 1.50 | 1.73 | 0.177 | 0.115 | ECOS2AP152EL | ECEC2AP152EL |
| 1800 | 22 x 45 | 2.84 | 3.27 | 0.129 | 0.084 | ECOS2AP182BA | ECEC2AP182BA |
| | 25 x 35 | 2.84 | 3.27 | 0.138 | 0.090 | ECOS2AP182CA | ECEC2AP182CA |
| | 30 x 30 | 2.84 | 3.27 | 0.138 | 0.090 | ECOS2AP182DA | ECEC2AP182DA |
| 2200 | 22 x 50 | 3.14 | 3.61 | 0.121 | 0.078 | ECOS2AP222BA | ECEC2AP222BA |
| | 25 x 40 | 3.14 | 3.61 | 0.121 | 0.078 | ECOS2AP222CA | ECEC2AP222CA |
| | 30 x 30 | 3.14 | 3.61 | 0.121 | 0.078 | ECOS2AP222DA | ECEC2AP222DA |
| | 35 x 25 | 3.14 | 3.61 | 0.121 | 0.078 | ECOS2AP222EA | ECEC2AP222EA |
| 2700 | 25 x 45 | 3.71 | 4.27 | 0.104 | 0.068 | ECOS2AP272CA | ECEC2AP272CA |
| | 30 x 35 | 3.71 | 4.27 | 0.104 | 0.068 | ECOS2AP272DA | ECEC2AP272DA |
| | 35 x 30 | 3.71 | 4.27 | 0.104 | 0.068 | ECOS2AP272EA | ECEC2AP272EA |
| 3300 | 25 x 50 | 4.06 | 4.67 | 0.090 | 0.059 | ECOS2AP332CA | ECEC2AP332CA |
| | 30 x 40 | 4.06 | 4.67 | 0.090 | 0.059 | ECOS2AP332DA | ECEC2AP332DA |
| 3900 | 30 x 45 | 4.54 | 5.22 | 0.077 | 0.050 | ECOS2AP392DA | ECEC2AP392DA |
| | 35 x 35 | 4.54 | 5.22 | 0.081 | 0.052 | ECOS2AP392EA | ECEC2AP392EA |
| 4700 | 30 x 50 | 5.13 | 5.90 | 0.071 | 0.049 | ECOS2AP472DA | ECEC2AP472DA |
| | 35 x 40 | 5.13 | 5.90 | 0.071 | 0.049 | ECOS2AP472EA | ECEC2AP472EA |
| 5600 | 35 x 45 | 5.75 | 6.61 | 0.059 | 0.041 | ECOS2AP562EA | ECEC2AP562EA |
| 6800 | 35 x 50 | 6.60 | 7.59 | 0.049 | 0.037 | ECOS2AP682EA | ECEC2AP682EA |
| 160 VDC Working, 200 VDC Surge | | | | | | | |
| 220 | 22 x 25 | 0.91 | 1.27 | 0.829 | 0.414 | ECOS2CP221BA | ECEC2CP221BA |
| 270 | 22 x 25 | 1.19 | 1.67 | 0.675 | 0.338 | ECOS2CP271BA | ECEC2CP271BA |
| 330 | 22 x 25 | 1.45 | 2.03 | 0.553 | 0.276 | ECOS2CP331BA | ECEC2CP331BA |
| 390 | 22 x 25 | 1.62 | 2.27 | 0.468 | 0.234 | ECOS2CP391BX | ECEC2CP391BX |
| | 25 x 25 | 1.62 | 2.27 | 0.468 | 0.234 | ECOS2CP391CA | ECEC2CP391CA |
| 470 | 22 x 30 | 2.11 | 2.95 | 0.423 | 0.212 | ECOS2CP471BA | ECEC2CP471BA |
| | 25 x 25 | 2.11 | 2.95 | 0.423 | 0.212 | ECOS2CP471CA | ECEC2CP471CA |
| 560 | 22 x 35 | 2.25 | 3.15 | 0.355 | 0.178 | ECOS2CP561BA | ECEC2CP561BA |
| | 25 x 25 | 2.25 | 3.15 | 0.355 | 0.178 | ECOS2CP561CX | ECEC2CP561CX |
| 680 | 22 x 40 | 2.50 | 3.50 | 0.293 | 0.146 | ECOS2CP681BA | ECEC2CP681BA |
| | 25 x 30 | 2.50 | 3.50 | 0.293 | 0.146 | ECOS2CP681CX | ECEC2CP681CX |
| | 30 x 25 | 2.50 | 3.50 | 0.293 | 0.146 | ECOS2CP681DA | ECEC2CP681DA |
| 820 | 22 x 45 | 2.75 | 3.85 | 0.263 | 0.131 | ECOS2CP821BA | ECEC2CP821BA |
| | 25 x 35 | 2.75 | 3.85 | 0.263 | 0.131 | ECOS2CP821CA | ECEC2CP821CA |
| | 30 x 30 | 2.75 | 3.85 | 0.263 | 0.131 | ECOS2CP821DA | ECEC2CP821DA |
| 1000 | 25 x 40 | 3.00 | 4.20 | 0.216 | 0.108 | ECOS2CP102CX | ECEC2CP102CX |
| | 35 x 30 | 3.00 | 4.20 | 0.232 | 0.128 | ECOS2CP102EA | ECEC2CP102EA |
| 1200 | 25 x 50 | 3.25 | 4.55 | 0.207 | 0.114 | ECOS2CP122CA | ECEC2CP122CA |
| | 30 x 35 | 3.25 | 4.55 | 0.207 | 0.114 | ECOS2CP122DA | ECEC2CP122DA |
| | 35 x 30 | 3.25 | 4.55 | 0.207 | 0.114 | ECOS2CP122EA | ECEC2CP122EA |
| 1500 | 25 x 50 | 3.73 | 5.22 | 0.166 | 0.091 | ECOS2CP152CX | ECEC2CP152CX |
| | 30 x 45 | 3.73 | 5.22 | 0.166 | 0.091 | ECOS2CP152DA | ECEC2CP152DA |
| | 35 x 35 | 3.73 | 5.22 | 0.166 | 0.091 | ECOS2CP152EA | ECEC2CP152EA |
| 1800 | 30 x 50 | 4.20 | 5.88 | 0.138 | 0.083 | ECOS2CP182DA | ECEC2CP182DA |
| | 35 x 35 | 4.20 | 5.88 | 0.138 | 0.083 | ECOS2CP182EX | ECEC2CP182EX |
| 2200 | 30 x 50 | 4.78 | 6.69 | 0.105 | 0.053 | ECOS2CP222DX | ECEC2CP222DX |
| | 35 x 40 | 4.78 | 6.69 | 0.113 | 0.073 | ECOS2CP222EX | ECEC2CP222EX |
| | 35 x 45 | 4.78 | 6.69 | 0.113 | 0.073 | ECOS2CP222EA | ECEC2CP222EA |
| 2700 | 35 x 50 | 5.45 | 7.63 | 0.092 | 0.060 | ECOS2CP272EA | ECEC2CP272EA |

TS-UP Standard Ratings (continued)

Part numbers shown with 2 pins

| Cap. (μ F) | Size (mm) D x L | Max 85°C R.C. (A_{rms}) | | 20°C ESR (Ω , max.) | | Panasonic Part Number (By Terminal Length) | |
|---------------------------------------|--------------------|-----------------------------|--------|-----------------------------|-------|--|-----------------------|
| | | 120Hz | 10kHz~ | 120Hz | 20kHz | 6.3mm Length Terminal | 4.0mm Length Terminal |
| 200 VDC Working, 250 VDC Surge | | | | | | | |
| 150 | 22 x 20 | 0.65 | 0.91 | 1.326 | 0.597 | ECOS2DP151BL | ECEC2DP151BL |
| | 22 x 25 | 0.71 | 0.99 | 1.216 | 0.547 | ECOS2DP151BA | ECEC2DP151BA |
| 220 | 22 x 25 | 1.04 | 1.46 | 0.829 | 0.373 | ECOS2DP221BA | ECEC2DP221BA |
| | 25 x 20 | 0.87 | 1.22 | 0.904 | 0.407 | ECOS2DP221CL | ECEC2DP221CL |
| 270 | 22 x 25 | 1.41 | 1.97 | 0.614 | 0.276 | ECOS2DP271BA | ECEC2DP271BA |
| 330 | 22 x 25 | 1.56 | 2.18 | 0.553 | 0.249 | ECOS2DP331BX | ECEC2DP331BX |
| | 30 x 20 | 1.00 | 1.40 | 0.603 | 0.271 | ECOS2DP331DL | ECEC2DP331DL |
| 390 | 22 x 30 | 1.68 | 2.35 | 0.468 | 0.210 | ECOS2DP391BA | ECEC2DP391BA |
| | 25 x 25 | 1.68 | 2.35 | 0.468 | 0.210 | ECOS2DP391CA | ECEC2DP391CA |
| 470 | 22 x 35 | 1.85 | 2.59 | 0.388 | 0.175 | ECOS2DP471BA | ECEC2DP471BA |
| | 25 x 30 | 1.85 | 2.59 | 0.388 | 0.175 | ECOS2DP471CA | ECEC2DP471CA |
| | 35 x 20 | 1.30 | 1.82 | 0.459 | 0.206 | ECOS2DP471EL | ECEC2DP471EL |
| 560 | 22 x 40 | 2.43 | 3.40 | 0.326 | 0.147 | ECOS2DP561BA | ECEC2DP561BA |
| | 25 x 30 | 2.43 | 3.40 | 0.326 | 0.147 | ECOS2DP561CX | ECEC2DP561CX |
| | 30 x 25 | 2.43 | 3.40 | 0.326 | 0.147 | ECOS2DP561DA | ECEC2DP561DA |
| 680 | 22 x 45 | 2.68 | 3.75 | 0.268 | 0.121 | ECOS2DP681BA | ECEC2DP681BA |
| | 25 x 35 | 2.68 | 3.75 | 0.268 | 0.121 | ECOS2DP681CA | ECEC2DP681CA |
| | 30 x 30 | 2.68 | 3.75 | 0.268 | 0.121 | ECOS2DP681DA | ECEC2DP681DA |
| 820 | 25 x 45 | 2.93 | 4.10 | 0.222 | 0.100 | ECOS2DP821CA | ECEC2DP821CA |
| | 30 x 30 | 2.93 | 4.10 | 0.222 | 0.100 | ECOS2DP821DX | ECEC2DP821DX |
| | 30 x 35 | 2.93 | 4.10 | 0.222 | 0.100 | ECOS2DP821DA | ECEC2DP821DA |
| | 35 x 25 | 2.93 | 4.10 | 0.222 | 0.100 | ECOS2DP821EA | ECEC2DP821EA |
| 1000 | 25 x 45 | 3.25 | 4.55 | 0.199 | 0.090 | ECOS2DP102CX | ECEC2DP102CX |
| | 25 x 50 | 3.25 | 4.55 | 0.199 | 0.090 | ECOS2DP102CA | ECEC2DP102CA |
| | 30 x 35 | 3.25 | 4.55 | 0.199 | 0.090 | ECOS2DP102DX | ECEC2DP102DX |
| | 30 x 40 | 3.25 | 4.55 | 0.199 | 0.090 | ECOS2DP102DA | ECEC2DP102DA |
| | 35 x 30 | 3.25 | 4.55 | 0.199 | 0.090 | ECOS2DP102EA | ECEC2DP102EA |
| 1200 | 30 x 40 | 3.50 | 4.90 | 0.166 | 0.075 | ECOS2DP122DX | ECEC2DP122DX |
| | 30 x 45 | 3.50 | 4.90 | 0.166 | 0.075 | ECOS2DP122DA | ECEC2DP122DA |
| | 35 x 30 | 3.50 | 4.90 | 0.166 | 0.075 | ECOS2DP122EX | ECEC2DP122EX |
| | 35 x 35 | 3.50 | 4.90 | 0.166 | 0.075 | ECOS2DP122EA | ECEC2DP122EA |
| 1500 | 30 x 45 | 3.87 | 5.42 | 0.144 | 0.072 | ECOS2DP152DX | ECEC2DP152DX |
| | 30 x 50 | 3.87 | 5.42 | 0.144 | 0.072 | ECOS2DP152DA | ECEC2DP152DA |
| | 35 x 35 | 3.87 | 5.42 | 0.144 | 0.072 | ECOS2DP152EX | ECEC2DP152EX |
| | 35 x 40 | 3.87 | 5.42 | 0.144 | 0.072 | ECOS2DP152EA | ECEC2DP152EA |
| 1800 | 30 x 50 | 4.32 | 6.05 | 0.120 | 0.060 | ECOS2DP182DX | ECEC2DP182DX |
| | 35 x 40 | 4.32 | 6.05 | 0.120 | 0.060 | ECOS2DP182EX | ECEC2DP182EX |
| | 35 x 45 | 4.32 | 6.05 | 0.120 | 0.060 | ECOS2DP182EA | ECEC2DP182EA |
| 2200 | 35 x 45 | 4.92 | 6.89 | 0.098 | 0.054 | ECOS2DP222EX | ECEC2DP222EX |
| | 35 x 50 | 4.92 | 6.89 | 0.098 | 0.054 | ECOS2DP222EA | ECEC2DP222EA |
| 250 VDC Working, 300 VDC Surge | | | | | | | |
| 120 | 22 x 20 | 0.45 | 0.63 | 1.658 | 0.663 | ECOS2EP121BL | ECEC2EP121BL |
| | 22 x 25 | 0.71 | 0.99 | 1.520 | 0.608 | ECOS2EP121BA | ECEC2EP121BA |
| 150 | 22 x 25 | 0.89 | 1.25 | 1.216 | 0.486 | ECOS2EP151BA | ECEC2EP151BA |
| | 25 x 20 | 0.65 | 0.91 | 1.326 | 0.531 | ECOS2EP151CL | ECEC2EP151CL |
| 180 | 22 x 25 | 1.07 | 1.50 | 0.921 | 0.368 | ECOS2EP181BA | ECEC2EP181BA |
| 220 | 22 x 25 | 1.17 | 1.64 | 0.754 | 0.301 | ECOS2EP221BX | ECEC2EP221BX |
| | 30 x 20 | 0.87 | 1.22 | 0.829 | 0.332 | ECOS2EP221DL | ECEC2EP221DL |
| 270 | 22 x 30 | 1.31 | 1.83 | 0.614 | 0.246 | ECOS2EP271BA | ECEC2EP271BA |
| | 25 x 25 | 1.31 | 1.83 | 0.614 | 0.246 | ECOS2EP271CA | ECEC2EP271CA |
| 330 | 22 x 35 | 1.75 | 2.45 | 0.553 | 0.221 | ECOS2EP331BA | ECEC2EP331BA |
| | 25 x 30 | 1.75 | 2.45 | 0.502 | 0.201 | ECOS2EP331CA | ECEC2EP331CA |
| | 35 x 20 | 1.10 | 1.54 | 0.553 | 0.221 | ECOS2EP331EL | ECEC2EP331EL |
| 390 | 22 x 40 | 1.91 | 2.67 | 0.468 | 0.187 | ECOS2EP391BA | ECEC2EP391BA |
| | 25 x 30 | 1.91 | 2.67 | 0.468 | 0.187 | ECOS2EP391CX | ECEC2EP391CX |
| | 25 x 35 | 1.91 | 2.67 | 0.468 | 0.187 | ECOS2EP391CA | ECEC2EP391CA |
| | 30 x 25 | 1.91 | 2.67 | 0.425 | 0.170 | ECOS2EP391DA | ECEC2EP391DA |
| 470 | 22 x 45 | 2.11 | 2.95 | 0.388 | 0.155 | ECOS2EP471BA | ECEC2EP471BA |
| | 25 x 35 | 2.11 | 2.95 | 0.388 | 0.155 | ECOS2EP471CX | ECEC2EP471CX |
| | 25 x 40 | 2.11 | 2.95 | 0.388 | 0.155 | ECOS2EP471CA | ECEC2EP471CA |
| | 30 x 25 | 2.11 | 2.95 | 0.353 | 0.141 | ECOS2EP471DX | ECEC2EP471DX |
| | 30 x 30 | 2.11 | 2.95 | 0.388 | 0.155 | ECOS2EP471DA | ECEC2EP471DA |

TS-UP Standard Ratings (continued)

Part numbers shown with 2 pins

| Cap. (μ F) | Size (mm) D x L | Max 85°C R.C. (A_{rms}) | | 20°C ESR (Ω , max.) | | Panasonic Part Number (By Terminal Length) | |
|---|--------------------|-----------------------------|--------|-----------------------------|-------|--|-----------------------|
| | | 120Hz | 10kHz~ | 120Hz | 20kHz | 6.3mm Length Terminal | 4.0mm Length Terminal |
| 250 VDC Working, 300 VDC Surge (continued) | | | | | | | |
| 560 | 25 x 40 | 2.25 | 3.15 | 0.326 | 0.130 | ECOS2EP561CX | ECEC2EP561CX |
| | 25 x 45 | 2.25 | 3.15 | 0.326 | 0.130 | ECOS2EP561CA | ECEC2EP561CA |
| | 30 x 30 | 2.25 | 3.15 | 0.326 | 0.130 | ECOS2EP561DX | ECEC2EP561DX |
| | 30 x 35 | 2.25 | 3.15 | 0.326 | 0.130 | ECOS2EP561DA | ECEC2EP561DA |
| | 35 x 25 | 2.25 | 3.15 | 0.326 | 0.130 | ECOS2EP561EA | ECEC2EP561EA |
| 680 | 25 x 45 | 2.50 | 3.50 | 0.268 | 0.107 | ECOS2EP681CX | ECEC2EP681CX |
| | 25 x 50 | 2.50 | 3.50 | 0.268 | 0.107 | ECOS2EP681CA | ECEC2EP681CA |
| | 30 x 35 | 2.50 | 3.50 | 0.268 | 0.107 | ECOS2EP681DX | ECEC2EP681DX |
| | 30 x 40 | 2.50 | 3.50 | 0.268 | 0.107 | ECOS2EP681DA | ECEC2EP681DA |
| | 35 x 30 | 2.50 | 3.50 | 0.268 | 0.107 | ECOS2EP681EA | ECEC2EP681EA |
| 820 | 30 x 40 | 2.50 | 3.50 | 0.222 | 0.089 | ECOS2EP821DX | ECEC2EP821DX |
| | 30 x 45 | 2.77 | 3.88 | 0.222 | 0.089 | ECOS2EP821DA | ECEC2EP821DA |
| | 35 x 30 | 2.77 | 3.88 | 0.222 | 0.089 | ECOS2EP821EX | ECEC2EP821EX |
| | 35 x 35 | 2.77 | 3.88 | 0.243 | 0.109 | ECOS2EP821EA | ECEC2EP821EA |
| 1000 | 30 x 45 | 3.32 | 4.65 | 0.182 | 0.073 | ECOS2EP102DX | ECEC2EP102DX |
| | 30 x 50 | 3.32 | 4.65 | 0.199 | 0.090 | ECOS2EP102DA | ECEC2EP102DA |
| | 35 x 35 | 3.32 | 4.65 | 0.199 | 0.090 | ECOS2EP102EX | ECEC2EP102EX |
| | 35 x 40 | 3.32 | 4.65 | 0.199 | 0.099 | ECOS2EP102EA | ECEC2EP102EA |
| 1200 | 35 x 40 | 3.53 | 4.94 | 0.166 | 0.083 | ECOS2EP122EX | ECEC2EP122EX |
| | 35 x 45 | 3.53 | 4.94 | 0.166 | 0.083 | ECOS2EP122EA | ECEC2EP122EA |
| 1500 | 35 x 50 | 4.04 | 5.66 | 0.133 | 0.066 | ECOS2EP152EA | ECEC2EP152EA |
| 350 VDC Working, 400 VDC Surge | | | | | | | |
| 82 | 22 x 25 | 0.83 | 1.16 | 2.022 | 0.708 | ECOS2VP820BA | ECEC2VP820BA |
| 100 | 22 x 30 | 0.91 | 1.27 | 1.658 | 0.580 | ECOS2VP101BA | ECEC2VP101BA |
| 120 | 22 x 30 | 1.00 | 1.40 | 1.382 | 0.484 | ECOS2VP121BA | ECEC2VP121BA |
| | 25 x 25 | 1.00 | 1.40 | 1.382 | 0.484 | ECOS2VP121CA | ECEC2VP121CA |
| 150 | 22 x 35 | 1.12 | 1.57 | 1.105 | 0.387 | ECOS2VP151BA | ECEC2VP151BA |
| | 25 x 25 | 1.12 | 1.57 | 1.105 | 0.387 | ECOS2VP151CX | ECEC2VP151CX |
| | 25 x 30 | 1.12 | 1.57 | 1.105 | 0.387 | ECOS2VP151CA | ECEC2VP151CA |
| | 30 x 25 | 1.12 | 1.57 | 1.105 | 0.387 | ECOS2VP151DA | ECEC2VP151DA |
| 180 | 22 x 40 | 1.22 | 1.71 | 0.921 | 0.322 | ECOS2VP181BA | ECEC2VP181BA |
| | 25 x 30 | 1.22 | 1.71 | 0.921 | 0.322 | ECOS2VP181CX | ECEC2VP181CX |
| | 25 x 35 | 1.22 | 1.71 | 0.921 | 0.322 | ECOS2VP181CA | ECEC2VP181CA |
| | 30 x 25 | 1.22 | 1.71 | 0.921 | 0.322 | ECOS2VP181DA | ECEC2VP181DA |
| 220 | 22 x 45 | 1.44 | 2.02 | 0.754 | 0.264 | ECOS2VP221BA | ECEC2VP221BA |
| | 25 x 40 | 1.44 | 2.02 | 0.754 | 0.264 | ECOS2VP221CA | ECEC2VP221CA |
| | 30 x 25 | 1.44 | 2.02 | 0.754 | 0.264 | ECOS2VP221DX | ECEC2VP221DX |
| | 30 x 30 | 1.44 | 2.02 | 0.754 | 0.264 | ECOS2VP221DA | ECEC2VP221DA |
| | 35 x 25 | 1.44 | 2.02 | 0.754 | 0.264 | ECOS2VP221EA | ECEC2VP221EA |
| 270 | 25 x 40 | 1.66 | 2.32 | 0.614 | 0.215 | ECOS2VP271CX | ECEC2VP271CX |
| | 30 x 30 | 1.66 | 2.32 | 0.614 | 0.215 | ECOS2VP271DX | ECEC2VP271DX |
| | 30 x 35 | 1.66 | 2.32 | 0.614 | 0.215 | ECOS2VP271DA | ECEC2VP271DA |
| | 35 x 25 | 1.66 | 2.32 | 0.614 | 0.215 | ECOS2VP271EX | ECEC2VP271EX |
| | 35 x 30 | 1.66 | 2.32 | 0.614 | 0.215 | ECOS2VP271EA | ECEC2VP271EA |
| 330 | 25 x 50 | 1.88 | 2.63 | 0.502 | 0.176 | ECOS2VP331CA | ECEC2VP331CA |
| | 30 x 35 | 1.88 | 2.63 | 0.502 | 0.176 | ECOS2VP331DX | ECEC2VP331DX |
| | 30 x 40 | 1.88 | 2.63 | 0.502 | 0.176 | ECOS2VP331DA | ECEC2VP331DA |
| | 35 x 30 | 1.88 | 2.63 | 0.502 | 0.176 | ECOS2VP331EA | ECEC2VP331EA |
| 390 | 25 x 50 | 2.06 | 2.88 | 0.425 | 0.149 | ECOS2VP391CX | ECEC2VP391CX |
| | 30 x 40 | 2.06 | 2.88 | 0.425 | 0.149 | ECOS2VP391DX | ECEC2VP391DX |
| | 30 x 45 | 2.06 | 2.88 | 0.468 | 0.164 | ECOS2VP391DA | ECEC2VP391DA |
| | 35 x 30 | 2.06 | 2.88 | 0.425 | 0.149 | ECOS2VP391EX | ECEC2VP391EX |
| | 35 x 35 | 2.06 | 2.88 | 0.425 | 0.149 | ECOS2VP391EA | ECEC2VP391EA |
| 470 | 30 x 50 | 2.40 | 3.36 | 0.388 | 0.136 | ECOS2VP471DA | ECEC2VP471DA |
| | 35 x 35 | 2.40 | 3.36 | 0.353 | 0.123 | ECOS2VP471EX | ECEC2VP471EX |
| | 35 x 40 | 2.40 | 3.36 | 0.353 | 0.123 | ECOS2VP471EA | ECEC2VP471EA |
| 560 | 30 x 50 | 2.60 | 3.64 | 0.326 | 0.114 | ECOS2VP561DX | ECEC2VP561DX |
| | 35 x 40 | 2.60 | 3.64 | 0.296 | 0.104 | ECOS2VP561EX | ECEC2VP561EX |
| | 35 x 45 | 2.60 | 3.64 | 0.296 | 0.104 | ECOS2VP561EA | ECEC2VP561EA |
| 680 | 35 x 45 | 2.96 | 4.14 | 0.293 | 0.117 | ECOS2VP681EX | ECEC2VP681EX |
| | 35 x 50 | 2.96 | 4.14 | 0.293 | 0.117 | ECOS2VP681EA | ECEC2VP681EA |
| 820 | 35 x 50 | 3.55 | 4.97 | 0.243 | 0.097 | ECOS2VP821EX | ECEC2VP821EX |

TS-UP Standard Ratings (continued)

Part numbers shown with 2 pins

| Cap. (μ F) | Size (mm) D x L | Max 85°C R.C. (A_{rms}) | | 20°C ESR (Ω , max.) | | Panasonic Part Number (By Terminal Length) | |
|---------------------------------------|--------------------|-----------------------------|--------|-----------------------------|-------|--|-----------------------|
| | | 120Hz | 10kHz~ | 120Hz | 20kHz | 6.3mm Length Terminal | 4.0mm Length Terminal |
| 385 VDC Working, 435 VDC Surge | | | | | | | |
| 68 | 22 x 25 | 0.76 | 1.06 | 2.438 | 0.853 | ECOS2TP680BA | ECEC2TP680BA |
| | 25 x 20 | 0.35 | 0.49 | 2.926 | 1.024 | ECOS2TP680CL | ECEC2TP680CL |
| 82 | 22 x 25 | 0.83 | 1.16 | 2.022 | 0.708 | ECOS2TP820BA | ECEC2TP820BA |
| | 25 x 25 | 0.92 | 1.29 | 1.658 | 0.580 | ECOS2TP101BA | ECEC2TP101BA |
| 100 | 22 x 30 | 0.92 | 1.29 | 1.658 | 0.580 | ECOS2TP101CA | ECEC2TP101CA |
| | 25 x 25 | 1.02 | 1.43 | 1.382 | 0.553 | ECOS2TP121BA | ECEC2TP121BA |
| 120 | 22 x 35 | 1.02 | 1.43 | 1.382 | 0.553 | ECOS2TP121CA | ECEC2TP121CA |
| | 25 x 30 | 1.16 | 1.62 | 1.105 | 0.442 | ECOS2TP151BA | ECEC2TP151BA |
| 150 | 25 x 30 | 1.16 | 1.62 | 1.105 | 0.442 | ECOS2TP151CA | ECEC2TP151CA |
| | 30 x 25 | 1.16 | 1.62 | 1.105 | 0.442 | ECOS2TP151DA | ECEC2TP151DA |
| 180 | 22 x 45 | 1.44 | 2.02 | 0.921 | 0.368 | ECOS2TP181BA | ECEC2TP181BA |
| | 25 x 35 | 1.44 | 2.02 | 0.921 | 0.368 | ECOS2TP181CA | ECEC2TP181CA |
| 220 | 30 x 30 | 1.44 | 2.02 | 0.921 | 0.368 | ECOS2TP181DA | ECEC2TP181DA |
| | 22 x 50 | 1.49 | 2.09 | 0.829 | 0.373 | ECOS2TP221BA | ECEC2TP221BA |
| 270 | 25 x 45 | 1.49 | 2.09 | 0.829 | 0.373 | ECOS2TP221CA | ECEC2TP221CA |
| | 30 x 30 | 1.49 | 2.09 | 0.829 | 0.373 | ECOS2TP221DA | ECEC2TP221DA |
| 330 | 25 x 45 | 1.67 | 2.34 | 0.675 | 0.304 | ECOS2TP271CA | ECEC2TP271CA |
| | 30 x 35 | 1.67 | 2.34 | 0.675 | 0.304 | ECOS2TP271DA | ECEC2TP271DA |
| 390 | 35 x 30 | 1.67 | 2.34 | 0.675 | 0.304 | ECOS2TP271EA | ECEC2TP271EA |
| | 30 x 40 | 1.90 | 2.66 | 0.553 | 0.249 | ECOS2TP331DA | ECEC2TP331DA |
| 470 | 35 x 35 | 1.90 | 2.66 | 0.553 | 0.249 | ECOS2TP331EA | ECEC2TP331EA |
| | 30 x 45 | 2.13 | 2.98 | 0.468 | 0.210 | ECOS2TP391DA | ECEC2TP391DA |
| 560 | 35 x 40 | 2.13 | 2.98 | 0.468 | 0.210 | ECOS2TP391EA | ECEC2TP391EA |
| | 30 x 50 | 2.39 | 3.35 | 0.388 | 0.175 | ECOS2TP471DA | ECEC2TP471DA |
| 680 | 35 x 45 | 2.39 | 3.35 | 0.388 | 0.175 | ECOS2TP471EA | ECEC2TP471EA |
| | 35 x 50 | 2.69 | 3.77 | 0.326 | 0.147 | ECOS2TP561EA | ECEC2TP561EA |
| 400 VDC Working, 450 VDC Surge | | | | | | | |
| 47 | 22 x 20 | 0.25 | 0.35 | 3.527 | 1.235 | ECOS2GP470BL | ECEC2GP470BL |
| | 22 x 25 | 0.47 | 0.66 | 3.527 | 1.235 | ECOS2GP470BA | ECEC2GP470BA |
| 68 | 22 x 25 | 0.69 | 0.97 | 2.438 | 0.853 | ECOS2GP680BA | ECEC2GP680BA |
| | 25 x 20 | 0.35 | 0.49 | 2.926 | 1.024 | ECOS2GP680CL | ECEC2GP680CL |
| 82 | 22 x 25 | 0.83 | 1.16 | 2.022 | 0.708 | ECOS2GP820BA | ECEC2GP820BA |
| | 22 x 30 | 0.92 | 1.29 | 1.658 | 0.580 | ECOS2GP101BA | ECEC2GP101BA |
| 100 | 25 x 25 | 0.92 | 1.29 | 1.658 | 0.580 | ECOS2GP101CA | ECEC2GP101CA |
| | 30 x 20 | 0.47 | 0.66 | 1.989 | 0.696 | ECOS2GP101DL | ECEC2GP101DL |
| 120 | 22 x 35 | 1.02 | 1.43 | 1.382 | 0.484 | ECOS2GP121BA | ECEC2GP121BA |
| | 25 x 25 | 1.02 | 1.43 | 1.382 | 0.484 | ECOS2GP121CX | ECEC2GP121CX |
| 150 | 22 x 40 | 1.16 | 1.62 | 1.105 | 0.387 | ECOS2GP151BA | ECEC2GP151BA |
| | 25 x 30 | 1.16 | 1.62 | 1.105 | 0.387 | ECOS2GP151CA | ECEC2GP151CA |
| 180 | 30 x 25 | 1.16 | 1.62 | 1.105 | 0.387 | ECOS2GP151DA | ECEC2GP151DA |
| | 35 x 20 | 0.60 | 0.84 | 1.326 | 0.464 | ECOS2GP151EL | ECEC2GP151EL |
| 220 | 22 x 45 | 1.44 | 2.02 | 0.921 | 0.322 | ECOS2GP181BA | ECEC2GP181BA |
| | 25 x 30 | 1.44 | 2.02 | 0.921 | 0.322 | ECOS2GP181CX | ECEC2GP181CX |
| 270 | 25 x 35 | 1.44 | 2.02 | 0.921 | 0.322 | ECOS2GP181CA | ECEC2GP181CA |
| | 22 x 50 | 1.49 | 2.09 | 0.754 | 0.264 | ECOS2GP221BA | ECEC2GP221BA |
| 330 | 25 x 40 | 1.49 | 2.09 | 0.754 | 0.264 | ECOS2GP221CA | ECEC2GP221CA |
| | 30 x 30 | 1.49 | 2.09 | 0.754 | 0.264 | ECOS2GP221DA | ECEC2GP221DA |
| 390 | 25 x 45 | 1.67 | 2.34 | 0.675 | 0.236 | ECOS2GP271CA | ECEC2GP271CA |
| | 30 x 35 | 1.67 | 2.34 | 0.675 | 0.236 | ECOS2GP271DA | ECEC2GP271DA |
| 470 | 35 x 30 | 1.67 | 2.34 | 0.675 | 0.236 | ECOS2GP271EA | ECEC2GP271EA |
| | 30 x 40 | 1.90 | 2.66 | 0.553 | 0.193 | ECOS2GP331DA | ECEC2GP331DA |
| 560 | 35 x 30 | 1.90 | 2.66 | 0.553 | 0.193 | ECOS2GP331EX | ECEC2GP331EX |
| | 35 x 35 | 1.90 | 2.66 | 0.553 | 0.193 | ECOS2GP331EA | ECEC2GP331EA |
| 680 | 30 x 45 | 2.13 | 2.98 | 0.468 | 0.164 | ECOS2GP391DA | ECEC2GP391DA |
| | 35 x 35 | 2.13 | 2.98 | 0.468 | 0.164 | ECOS2GP391EX | ECEC2GP391EX |
| 820 | 35 x 40 | 2.13 | 2.98 | 0.468 | 0.164 | ECOS2GP391EA | ECEC2GP391EA |
| | 35 x 40 | 2.39 | 3.35 | 0.388 | 0.136 | ECOS2GP471EX | ECEC2GP471EX |
| 1000 | 35 x 45 | 2.39 | 3.35 | 0.388 | 0.136 | ECOS2GP471EA | ECEC2GP471EA |
| | 35 x 45 | 2.69 | 3.77 | 0.326 | 0.114 | ECOS2GP561EX | ECEC2GP561EX |
| 1200 | 35 x 50 | 2.69 | 3.77 | 0.326 | 0.114 | ECOS2GP561EA | ECEC2GP561EA |
| | 35 x 50 | 3.00 | 4.20 | 0.268 | 0.094 | ECOS2GP681EX | ECEC2GP681EX |

TS-UP Standard Ratings (continued)

Part numbers shown with 2 pins

| Cap. (μ F) | Size (mm) D x L | Max 85°C R.C. (A_{rms}) | | 20°C ESR (Ω , max.) | | Panasonic Part Number (By Terminal Length) | |
|---------------------------------------|--------------------|-----------------------------|--------|-----------------------------|-------|--|-----------------------|
| | | 120Hz | 10kHz~ | 120Hz | 20kHz | 6.3mm Length Terminal | 4.0mm Length Terminal |
| 420 VDC Working, 470 VDC Surge | | | | | | | |
| 82 | 22 x 30 | 0.83 | 1.16 | 2.426 | 0.849 | ECOS2SP820BA | ECEC2SP820BA |
| 100 | 22 x 30 | 0.92 | 1.29 | 1.989 | 0.696 | ECOS2SP101BA | ECEC2SP101BA |
| | 25 x 25 | 0.92 | 1.29 | 1.989 | 0.696 | ECOS2SP101CA | ECEC2SP101CA |
| 120 | 22 x 35 | 1.02 | 1.43 | 1.658 | 0.580 | ECOS2SP121BA | ECEC2SP121BA |
| | 25 x 30 | 1.02 | 1.43 | 1.658 | 0.580 | ECOS2SP121CA | ECEC2SP121CA |
| 150 | 22 x 40 | 1.16 | 1.62 | 1.326 | 0.464 | ECOS2SP151BA | ECEC2SP151BA |
| | 25 x 30 | 1.16 | 1.62 | 1.326 | 0.464 | ECOS2SP151CA | ECEC2SP151CA |
| | 30 x 25 | 1.16 | 1.62 | 1.326 | 0.464 | ECOS2SP151DA | ECEC2SP151DA |
| 180 | 22 x 45 | 1.44 | 2.02 | 1.105 | 0.387 | ECOS2SP181BA | ECEC2SP181BA |
| | 25 x 35 | 1.44 | 2.02 | 1.105 | 0.387 | ECOS2SP181CA | ECEC2SP181CA |
| | 30 x 30 | 1.44 | 2.02 | 1.105 | 0.387 | ECOS2SP181DA | ECEC2SP181DA |
| 220 | 25 x 45 | 1.49 | 2.09 | 0.904 | 0.316 | ECOS2SP221CA | ECEC2SP221CA |
| | 30 x 30 | 1.49 | 2.09 | 0.904 | 0.316 | ECOS2SP221DA | ECEC2SP221DA |
| | 35 x 25 | 1.49 | 2.09 | 0.904 | 0.316 | ECOS2SP221EA | ECEC2SP221EA |
| 270 | 25 x 50 | 1.67 | 2.34 | 0.737 | 0.258 | ECOS2SP271CA | ECEC2SP271CA |
| | 30 x 35 | 1.67 | 2.34 | 0.737 | 0.258 | ECOS2SP271DA | ECEC2SP271DA |
| | 35 x 30 | 1.67 | 2.34 | 0.737 | 0.258 | ECOS2SP271EA | ECEC2SP271EA |
| 330 | 30 x 45 | 1.90 | 2.66 | 0.603 | 0.211 | ECOS2SP331DA | ECEC2SP331DA |
| | 35 x 35 | 1.90 | 2.66 | 0.603 | 0.211 | ECOS2SP331EA | ECEC2SP331EA |
| 390 | 30 x 50 | 2.13 | 2.98 | 0.510 | 0.179 | ECOS2SP391DA | ECEC2SP391DA |
| | 35 x 40 | 2.13 | 2.98 | 0.510 | 0.179 | ECOS2SP391EA | ECEC2SP391EA |
| 470 | 35 x 45 | 2.39 | 3.35 | 0.423 | 0.148 | ECOS2SP471EA | ECEC2SP471EA |
| 560 | 35 x 50 | 2.69 | 3.77 | 0.355 | 0.124 | ECOS2SP561EA | ECEC2SP561EA |
| 450 VDC Working, 500 VDC Surge | | | | | | | |
| 33 | 22 x 20 | 0.20 | 0.28 | 6.028 | 2.411 | ECOS2WP330BL | ECEC2WP330BL |
| | 22 x 25 | 0.41 | 0.57 | 6.028 | 2.411 | ECOS2WP330BA | ECEC2WP330BA |
| 47 | 22 x 25 | 0.59 | 0.83 | 4.233 | 1.693 | ECOS2WP470BA | ECEC2WP470BA |
| | 25 x 20 | 0.29 | 0.41 | 4.233 | 1.693 | ECOS2WP470CL | ECEC2WP470CL |
| 56 | 22 x 25 | 0.70 | 0.98 | 2.960 | 1.184 | ECOS2WP560BA | ECEC2WP560BA |
| 68 | 30 x 20 | 0.38 | 0.53 | 2.926 | 1.170 | ECOS2WP680DL | ECEC2WP680DL |
| 82 | 22 x 30 | 0.83 | 1.16 | 2.022 | 0.809 | ECOS2WP820BA | ECEC2WP820BA |
| | 25 x 25 | 0.83 | 1.16 | 2.022 | 0.809 | ECOS2WP820CA | ECEC2WP820CA |
| 100 | 22 x 35 | 0.93 | 1.30 | 1.658 | 0.663 | ECOS2WP101BA | ECEC2WP101BA |
| | 35 x 20 | 0.52 | 0.73 | 1.989 | 0.796 | ECOS2WP101EL | ECEC2WP101EL |
| 120 | 22 x 40 | 1.04 | 1.46 | 1.382 | 0.553 | ECOS2WP121BA | ECEC2WP121BA |
| | 25 x 30 | 1.04 | 1.46 | 1.382 | 0.553 | ECOS2WP121CA | ECEC2WP121CA |
| | 30 x 25 | 1.04 | 1.46 | 1.382 | 0.553 | ECOS2WP121DA | ECEC2WP121DA |
| 150 | 22 x 50 | 1.19 | 1.67 | 1.105 | 0.442 | ECOS2WP151BA | ECEC2WP151BA |
| | 25 x 40 | 1.19 | 1.67 | 1.105 | 0.442 | ECOS2WP151CA | ECEC2WP151CA |
| | 30 x 30 | 1.19 | 1.67 | 1.105 | 0.442 | ECOS2WP151DA | ECEC2WP151DA |
| 180 | 25 x 40 | 1.35 | 1.89 | 0.921 | 0.368 | ECOS2WP181CX | ECEC2WP181CX |
| | 25 x 45 | 1.35 | 1.89 | 0.921 | 0.368 | ECOS2WP181CA | ECEC2WP181CA |
| | 30 x 30 | 1.35 | 1.89 | 0.921 | 0.368 | ECOS2WP181DX | ECEC2WP181DX |
| | 30 x 35 | 1.35 | 1.89 | 0.921 | 0.368 | ECOS2WP181DA | ECEC2WP181DA |
| | 35 x 25 | 1.35 | 1.89 | 0.921 | 0.368 | ECOS2WP181EA | ECEC2WP181EA |
| 220 | 25 x 45 | 1.55 | 2.17 | 0.754 | 0.301 | ECOS2WP221CX | ECEC2WP221CX |
| | 25 x 50 | 1.55 | 2.17 | 0.754 | 0.301 | ECOS2WP221CA | ECEC2WP221CA |
| | 30 x 35 | 1.55 | 2.17 | 0.754 | 0.301 | ECOS2WP221DX | ECEC2WP221DX |
| | 30 x 40 | 1.55 | 2.17 | 0.754 | 0.301 | ECOS2WP221DA | ECEC2WP221DA |
| | 35 x 30 | 1.55 | 2.17 | 0.754 | 0.301 | ECOS2WP221EA | ECEC2WP221EA |
| 270 | 30 x 45 | 1.78 | 2.49 | 0.675 | 0.270 | ECOS2WP271DA | ECEC2WP271DA |
| | 35 x 30 | 1.78 | 2.49 | 0.614 | 0.246 | ECOS2WP271EX | ECEC2WP271EX |
| 270 | 35 x 35 | 1.78 | 2.49 | 0.675 | 0.270 | ECOS2WP271EA | ECEC2WP271EA |
| 330 | 30 x 50 | 2.01 | 2.81 | 0.553 | 0.249 | ECOS2WP331DA | ECEC2WP331DA |
| | 35 x 35 | 2.01 | 2.81 | 0.553 | 0.221 | ECOS2WP331EX | ECEC2WP331EX |
| | 35 x 40 | 2.01 | 2.81 | 0.553 | 0.249 | ECOS2WP331EA | ECEC2WP331EA |
| 390 | 35 x 45 | 2.24 | 3.14 | 0.510 | 0.255 | ECOS2WP391EA | ECEC2WP391EA |
| 470 | 35 x 45 | 2.53 | 3.54 | 0.423 | 0.233 | ECOS2WP471EX | ECEC2WP471EX |
| | 35 x 50 | 2.53 | 3.54 | 0.423 | 0.233 | ECOS2WP471EA | ECEC2WP471EA |