

## 1 Form A/1 Form C 10A Small power relays

## LQ RELAYS (ALQ)

New



RoHS compliant

\* Protective construction: Flux-resistant type

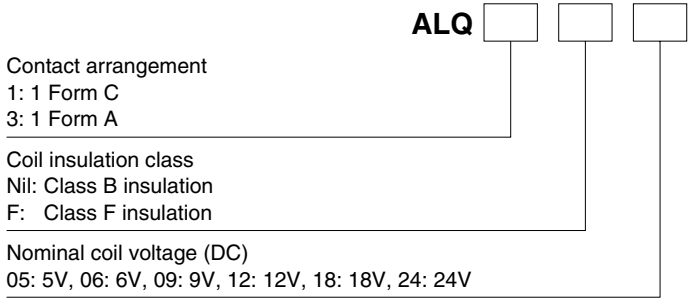
### FEATURES

1. Miniature size and small: 10(W) × 20(L) × 16(H) mm .394(W) × .787(L) × .630(H) inch
2. Compact with high capacity: 1 Form A and 1 Form C, 10 A
3. Ambient temperature: -40°C to +85°C -40°F to 185°F
4. High surge voltage: 8,000 V between contacts and coil
5. High breakdown voltage: 4,000 V between contacts and coil

### TYPICAL APPLICATIONS

1. Household appliances  
Air conditioners, Refrigerators, Fan heaters, Microwave ovens, Inverter and Hot water units

### ORDERING INFORMATION



### TYPES

Nominal coil voltage	1 Form A		1 Form C	
	Part No.		Part No.	
5V DC	ALQ305		ALQ105	
6V DC	ALQ306		ALQ106	
9V DC	ALQ309		ALQ109	
12V DC	ALQ312		ALQ112	
18V DC	ALQ318		ALQ118	
24V DC	ALQ324		ALQ124	

Standard packing: Carton 100 pcs., Case 500 pcs.



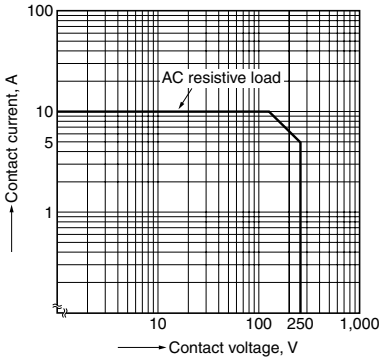
**3. Expected electrical life**

Condition: Resistive load, at 20°C 68°F, at 20 times/min., with diode

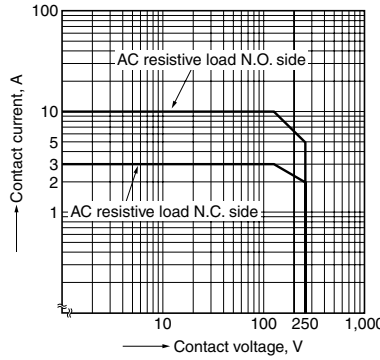
Type		Switching capacity	No. of operations
1 Form A (at 20 times/min.)		10 A 125 V AC	5×10 <sup>4</sup>
		5 A 250 V AC	5×10 <sup>4</sup>
		5 A 30 V DC	10 <sup>5</sup>
1 Form C (at 20 times/min.)	N.O.	10 A 125 V AC	5×10 <sup>4</sup>
		5 A 250 V AC	5×10 <sup>4</sup>
		5 A 30 V DC	10 <sup>5</sup>
	N.C.	3 A 125 V AC	2×10 <sup>5</sup>
		2 A 250 V AC	2×10 <sup>5</sup>
		1 A 30 V DC	10 <sup>5</sup>

**REFERENCE DATA**

1.-(1) Max. switching capacity (1 Form A type)

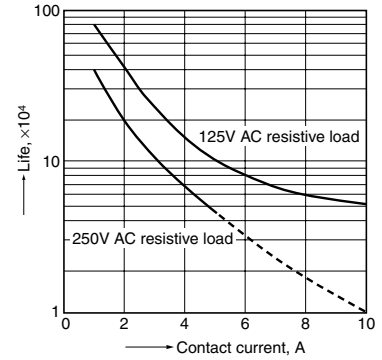


1.-(2) Max. switching capacity (1 Form C type)



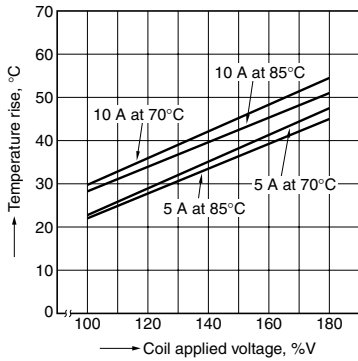
2. Life curve

Ambient temperature: room temperature



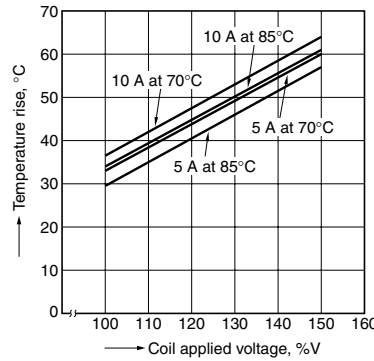
3.-(1) Coil temperature rise (1 Form A type)

Contact carrying current: 5 A, 10 A  
Measured portion: Inside the coil



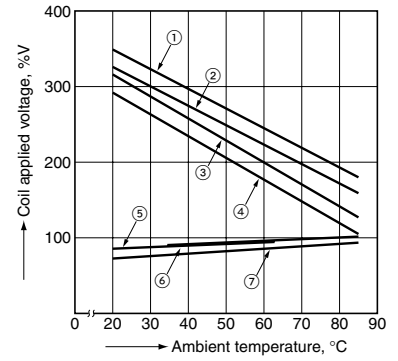
3.-(2) Coil temperature rise (1 Form C type)

Contact carrying current: 5 A, 10 A  
Measured portion: Inside the coil



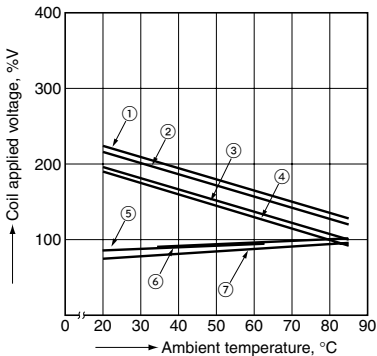
4.-(1) Ambient temperature characteristics (1 Form A type)

Contact carrying current: 5 A, 10 A



4.-(2) Ambient temperature characteristics (1 Form C type)

Contact carrying current: 5 A, 10 A



- ① Allowable ambient temperature against % coil voltage (max. inside the coil temperature set as 130°C 266°F) (Carrying current: 5 A)
- ② Allowable ambient temperature against % coil voltage (max. inside the coil temperature set as 130°C 266°F) (Carrying current: 10 A)
- ③ Allowable ambient temperature against % coil voltage (max. inside the coil temperature set as 115°C 239°F) (Carrying current: 5 A)
- ④ Allowable ambient temperature against % coil voltage (max. inside the coil temperature set as 115°C 239°F) (Carrying current: 10 A)
- ⑤ Pick-up voltage with a hot-start condition of 100%V on the coil (Carrying current: 10 A)
- ⑥ Pick-up voltage with a hot-start condition of 100%V on the coil (Carrying current: 5 A)
- ⑦ Pick-up voltage

# LQ (ALQ)

## DIMENSIONS (mm inch)

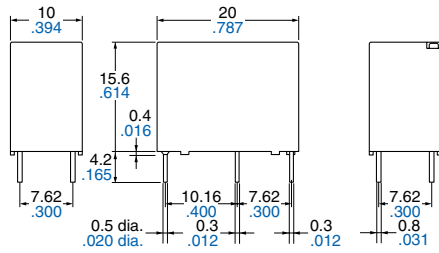
The CAD data of the products with a **CAD Data** mark can be downloaded from: <http://industrial.panasonic.com/ac/e/>

### CAD Data

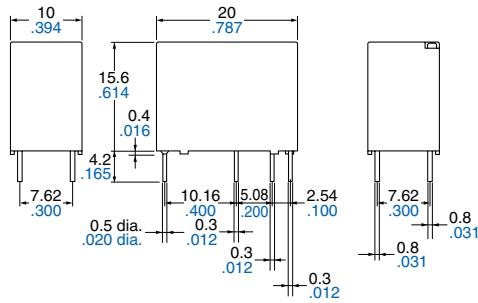


### External dimensions

1 Form A

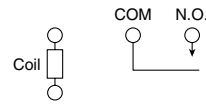


1 Form C

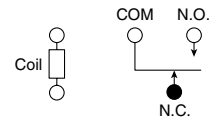


### Schematic (Bottom view)

1 Form A

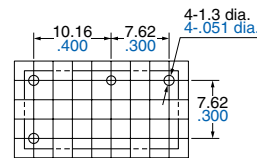


1 Form C

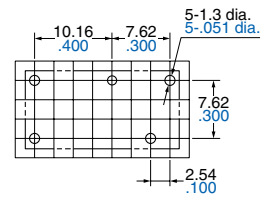


### PC board pattern (Bottom view)

1 Form A



1FormC



Tolerance:  $\pm 0.1 \pm 0.004$

#### Dimension:

Less than 1mm **.039inch**:

Min. 1mm **.039inch** less than 5mm **.197 inch**:

Min. 5mm **.197 inch**:

#### General tolerance

$\pm 0.2 \pm 0.008$

$\pm 0.3 \pm 0.012$

$\pm 0.4 \pm 0.016$

## SAFETY STANDARDS

Item	UL/C-UL (Recognized)		VDE (Certified)	
	File No.	Contact rating	File No.	Contact rating
1 Form A	E43028	10A 125V AC 5A 277V AC 5A 30V DC 4FLA/4LRA 277V AC 1/6 HP 125V AC 1/6 HP 277V AC	40032836	5A 250V AC ( $\cos\phi=1.0$ ) 10A 250V AC ( $\cos\phi=1.0$ ) 10A 250V AC ( $\cos\phi=0.4$ ) 5A 30V DC (0ms)
1 Form C	E43028	<N.O.> 10A 125V AC 5A 277V AC 5A 30V DC 4FLA/4LRA 277V AC 1/6 HP 125V AC 1/6 HP 277V AC <N.C.> 3A 125V AC 2A 277V AC 1A 30V DC	40032836	<N.O.> 5A 250V AC ( $\cos\phi=1.0$ ) 10A 250V AC ( $\cos\phi=1.0$ ) 10A 250V AC ( $\cos\phi=0.4$ ) 5A 30V DC (0ms) <N.C.> 3A 250V AC ( $\cos\phi=0.4$ )

Note) CSA standard: Certified by C-UL

## NOTES

### ■ Usage, transport and storage conditions

1) Temperature:

–40 to +85°C –40 to +185°F

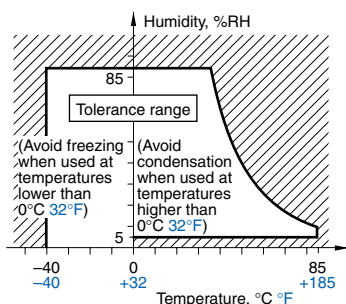
2) Humidity: 5 to 85% RH

(Avoid freezing and condensation.)

The humidity range varies with the temperature. Use within the range indicated in the graph below.

3) Atmospheric pressure: 86 to 106 kPa

Temperature and humidity range for usage, transport, and storage



4) Condensation

Condensation forms when there is a sudden change in temperature under high temperature and high humidity conditions. Condensation will cause deterioration of the relay insulation.

5) Freezing

Condensation or other moisture may freeze on the relay when the temperatures is lower than 0°C 32°F. This causes problems such as sticking of movable parts or operational time lags.

6) Low temperature, low humidity environments

The plastic becomes brittle if the relay is exposed to a low temperature, low humidity environment for long periods of time.

### ■ Solder and cleaning conditions

1) Please obey the following conditions when soldering automatically.

(1) Preheating: Within 120°C 248°F (solder surface terminal portion) and within 120 seconds

(2) Soldering iron: 260°C±5°C 500°F±41°F (solder temperature) and within 6 seconds (soldering time)

2) Do not use ultrasonic cleaning. This will adversely affect relay characteristics. When cleaning the relay, please use alcoholic solvents.

### ■ Cautions for use

1) For precautions regarding use and explanations of technical terminology, please refer to our web site.

(panasonic-electric-works.net/ac)

2) To ensure good operation, please keep the voltage on the coil ends to ±5% (at 20°C 68°F) of the rated coil operation voltage. Also, please be aware that the pick-up voltage and drop-out voltage may change depending on the temperature and conditions of use.

3) Keep the ripple rate of the nominal coil voltage below 5%.

4) The cycle lifetime is defined under the standard test condition specified in the JIS C 5442 standard (temperature 15 to 35°C 59 to 95°F, humidity 25 to 75%). Check this with the real device as it is affected by coil driving circuit, load type, activation frequency, activation phase, ambient conditions and other factors. Also, be especially careful of loads such as those listed below.

(1) When used for AC load-operating and the operating phase is synchronous.

Rocking and fusing can easily occur due to contact shifting.

(2) Highly frequent load-operating

When highly frequent opening and closing of the relay is performed with a load that causes arcs at the contacts, nitrogen and oxygen in the air is fused by the arc energy and HNO<sub>3</sub> is formed. This can corrode metal materials.

Three countermeasures for these are listed here.

- Incorporate an arc-extinguishing circuit.
- Lower the operating frequency
- Lower the ambient humidity

5) This value can change due to the switching frequency, environmental conditions, and desired reliability level, therefore it is recommended to check this with the actual load.

6) Heat, smoke, and even a fire may occur if the relay is used in conditions outside of the allowable ranges for the coil ratings, contact ratings, operating cycle lifetime, and other specifications. Therefore, do not use the relay if these ratings are exceeded.

7) If the relay has been dropped, the appearance and characteristics should always be checked before use.

8) Incorrect wiring may cause unexpected events or the generation of heat or flames.