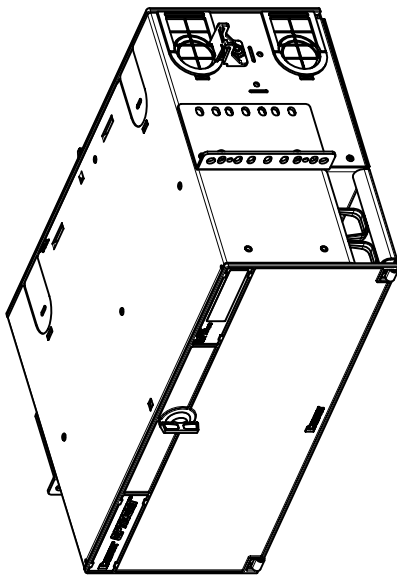


THIS COPY IS PROVIDED ON A RESTRICTED BASIS AND IS NOT TO BE USED IN ANY WAY DETRIMENTAL TO THE INTERESTS OF PANDUIT CORP.

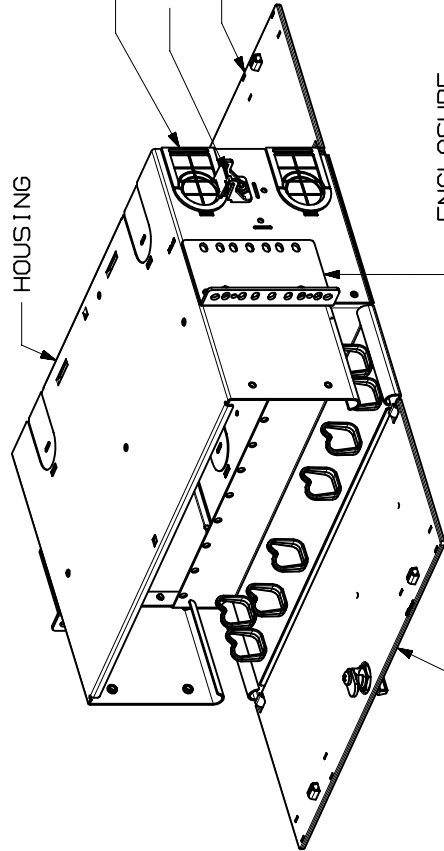
NOTES:

1. VISIT OUR ON-LINE CATALOG AT WWW.PANDUIT.COM FOR A CURRENT LIST OF PARTS APPLICABLE WITH THIS PRODUCT.
2. DIMENSIONS IN PARENTHESES ARE IN METRIC.
3. ENCLOSURE CAN BE MOUNTED ON A 19" OR 23" STANDARD EIA RACK.
4. ENCLOSURE HOUSING IS MADE FROM 16 GAUGE GALVANNEALED COLD ROLLED STEEL.
5. ENCLOSURE HOUSING IS PAINTED BLACK.
6. FRONT AND REAR ACCESS DOORS ARE MADE FROM POLYCARBONATE AND ABS.
7. ENCLOSURE IS SUPPLIED WITH (1) HARDWARE KIT AND PORT I.D. LABEL.
8. PART CAN HOLD UP TO 12 FAPS.



PANDUIT P/N	WEIGHT
FRME4	14.5LB/EA 6.57Kg/EA

- HOUSING
- RUBBER GROMMET- PART OF HARDWARE KIT
- STRAIN RELIEF BRACKET- PART OF HARDWARE KIT
- REAR ACCESS DOOR- REMOVABLE
- ENCLOSURE MOUNTING BRACKET
- FRONT ACCESS DOOR- REMOVABLE



MODEL FILENAME V10049AC\_FRME4\_ASSY\_04.PRT  
 CAD FILENAME/LAYERS 10049AC\_DC\_04B.PRT

**PANDUIT** CORP. TINLEY PARK, ILLINOIS

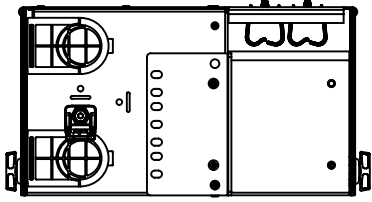
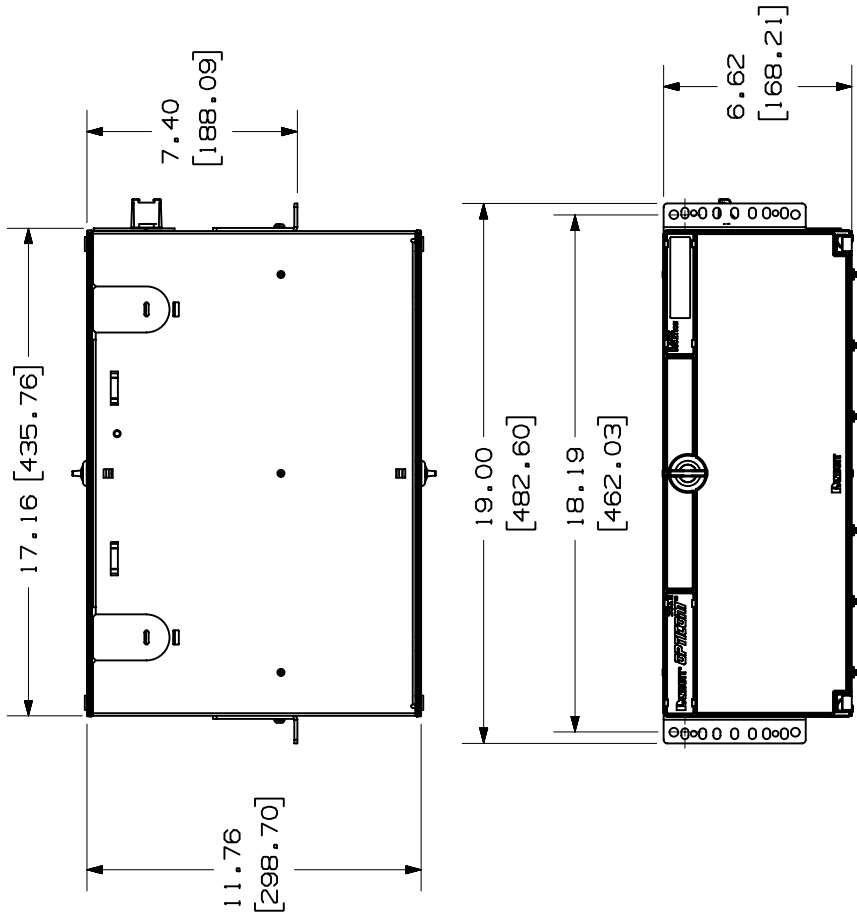
FIBER RACK MOUNT ENCLOSURE (FRME4) CUSTOMER DRAWING

REV	DATE	BY	CHK	DESCRIPTION	ECN	R	CUST	SUP	OTH
3	5-26-05	TKW		SEE SHEET 2 OF 2 FOR REVISIONS	10049-51				
2	1-28-05	RVLE	DPN	SEE SHEET 2 OF 2 FOR REVISIONS	10049-51	MEC			
1	3-12-02	JDWE	AFW	SEE SHEET 2 OF 2 FOR REVISIONS	10049-51	JW1			
R	2-8-02	JDWE	AFW	SEE SHEET 2 OF 2 FOR REVISIONS	10049-51	JW1			

UNLESS OTHERWISE SPECIFIED, DIMENSIONAL TOLERANCES ARE: (.XX) ± .03 (,.8) ANGLES ±	UNLESS OTHERWISE SPECIFIED, ALL DIMENSIONS ARE GIVEN IN INCHES, THIRD ANGLE PROJECTION.
DRAWN BY JDWE	MAT'L S 1/6
DATE 2-8-02	DRAWING NO. 10049-51
CHK'D AFW	SHEET 1 OF 2
SEE NOTES	
DWG SIZE A	

THIS COPY IS PROVIDED ON A RESTRICTED BASIS AND IS NOT TO BE USED IN ANY WAY DETRIMENTAL TO THE INTERESTS OF PANDUIT CORP.



MODEL FILENAME V10049AC\_FRME4\_ASSY\_04.PRT  
 CAD FILENAME/LAYERS V10049AC\_DC\_04A.PRT

**PANDUIT** CORP. TINLEY PARK, ILLINOIS

FIBER RACK MOUNT ENCLOSURE  
 (FRME4) CUSTOMER DRAWING

UNLESS OTHERWISE SPECIFIED, DIMENSIONAL TOLERANCES ARE: (.X) ± (.XXX) ± (.XX) ± .03 (.8) ANGLES ±		UNLESS OTHERWISE SPECIFIED, ALL DIMENSIONS ARE GIVEN IN INCHES, THIRD ANGLE PROJECTION.	
SCALE	1:6		
DRAWN BY	JDWE	MAT'L	
DATE	2-8-02	DWG NO.	10049-51
CHK'D	AFW	SHEET	2 OF 2
SEE NOTES			
REV	DATE	BY	CHK
3	5-26-05	TKW	
2	1-28-05	RVLE	
1	3-12-02	JDWE	AFW
R	2-8-02	JDWE	AFW
DESCRIPTION		ECN	R
C. EXPANDED TITLE BLOCK OF SHEET 1		10049-51	
D. REVISED NOTES		10049-51	MEC
B. UPDATED NOTE 1 TO CURRENT WEB NOTE		10049-51	JW1
UPDATED VIEWS TO INCLUDED MOLDED COVERS		10049-51	JW1
A. CHANGED SHEET NUMBERS.		10049-51	
RELEASED TO PRODUCTION		10049-51	
OTH	SUP	CUST	