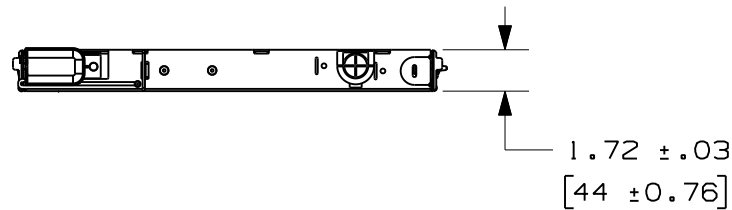
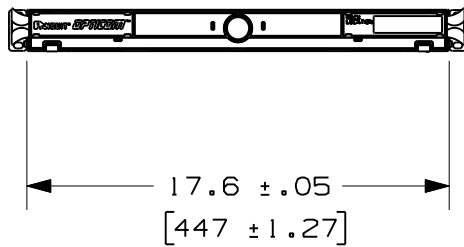
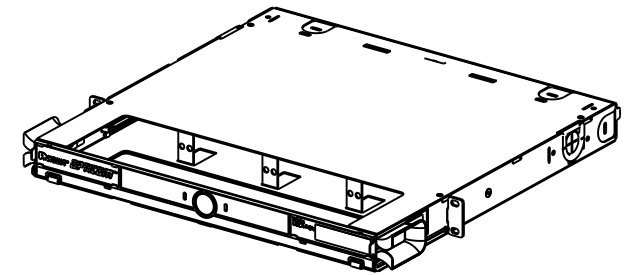
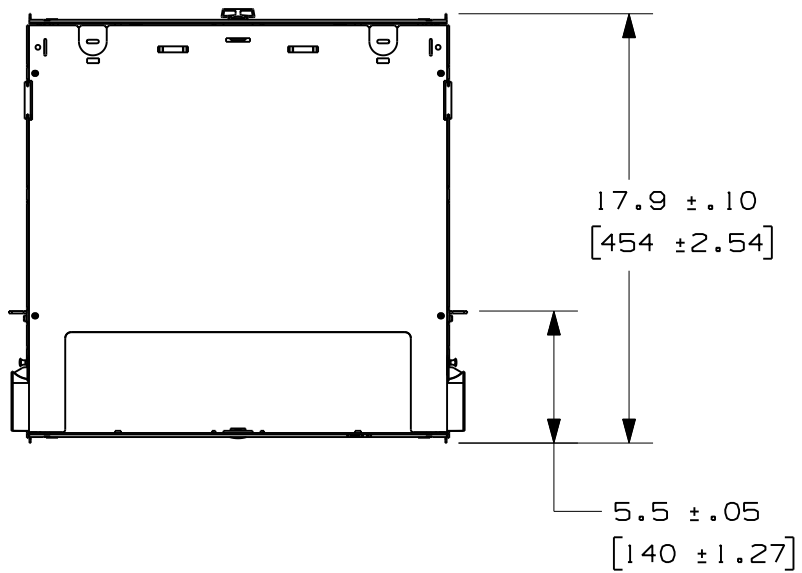


THIS COPY IS PROVIDED ON A RESTRICTED BASIS AND IS NOT TO BE USED IN ANY WAY DETRIMENTAL TO THE INTERESTS OF PANDUIT CORP.

PANDUIT PART NO.	WEIGHT
FCE1UA	17.5 LBS/EACH 8.0 Kg/EACH

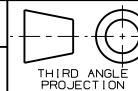


REV	DATE	BY	CHK	DESCRIPTION	ECN	R	CUST	SUP	OTH
01	10-24-12	JESA	WJM	RELEASED	10422-38				

FIBER CASSETTE ENCLOSURE 1RU
OPEN ACCESS (FCE1UA)
CUSTOMER DRAWING



PANDUIT™
CORP.
TINLEY PARK, ILL 60477



ALL DIMENSIONS ARE GIVEN IN INCHES
UNLESS OTHERWISE SPECIFIED.
DIMENSIONAL TOLERANCES ARE:
(.X) ± .03 | (.XXX) ± .010 | (.3)
(.XX) ± .03 | (.8) ANGLS

DRAWING FILENAME
V10422AF_DC/09A

SCALE
1:8

DRAWN BY
MAV

REVIEW DRAWING NUMBERS

PART NO.
FCE1UA

DATE
11-6-07

DRAWING NO.
10422-38

SIZE
A

