
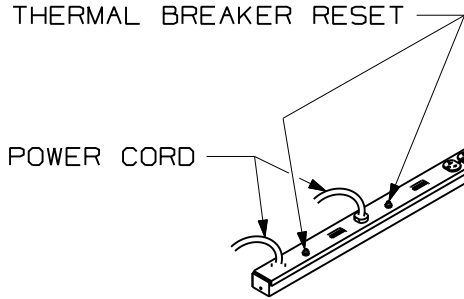


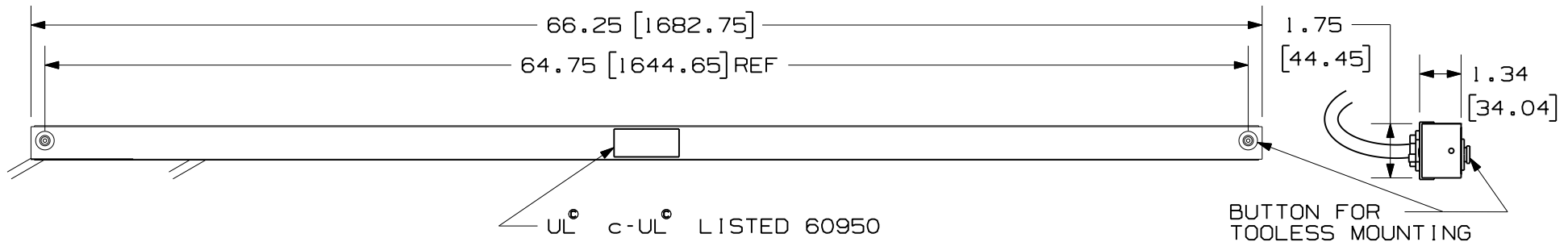
THIS COPY IS PROVIDED ON A RESTRICTED BASIS AND IS NOT TO BE USED IN ANY WAY DETRIMENTAL TO THE INTERESTS OF PANDUIT CORP.

PANDUIT P/N	WEIGHT
CMRPSVD20TL	17.0 LBS/EACH 7.7 Kg/EACH

- NOTES:
- VISIT OUR ON-LINE CATALOG AT [WWW.PANDUIT.COM](http://WWW.PANDUIT.COM) FOR A CURRENT LIST OF PRODUCTS APPLICABLE FOR USE WITH THIS PART.
  - ACCESSORY COMPONENTS:  
(2) #10-32 X 1/2" MOUNTING SCREWS  
(2) #12-24 X 1/2" MOUNTING SCREWS  
(2) #10-32 LOCKING COLLAR SCREWS  
(2) L-BRACKETS
  - THE POWER STRIP SHALL HAVE THE FOLLOWING:  
-TEN (10) - NEMA 5-20R OUTLETS  
-TWO (2) 15-FOOT POWER CORD WITH NEMA L5-20P TWIST LOCK PLUG
  - DIMENSIONS IN PARENTHESES ARE METRIC (mm).



FRONT VIEW



BACK VIEW

MODEL FILENAME	V10341CP/00.PRT
CAD FILENAME/LAYERS	V10341CP_DC/00A.PRT

**PANDUIT** CORP. TINLEY PARK, ILLINOIS

66" VERTICAL RACK MOUNT POWER STRIP  
DUAL 20 AMP 125V (CMRPSVD20TL)  
CUSTOMER DRAWING

UNLESS OTHERWISE SPECIFIED, DIMENSIONAL TOLERANCES ARE:			UNLESS OTHERWISE SPECIFIED,		
INCHES	[METRIC - MILLIMETER]	ANGLE	ALL DIMENSIONS ARE GIVEN		
X.X ± 0.06	X. ± 1.5	± 1°	IN INCHES, THIRD ANGLE PROJECTION.		
X.XX ± 0.03	X.X ± 0.8				
X.XXX ± 0.015	X.XX ± 0.4				

DRAWN BY MRWA	MAT'L: COLD-ROLLED STEEL	SCALE NONE
DATE 4-07-09		DRAWING NO. V10341CP-DC
CHK'D		DWG A SIZE

OOA	4-07-09	MRWA	RELEASED TO PRODUCTION	V10341CP					
REV	DATE	BY	CHK	DESCRIPTION	ECN	R	CUST	SUP	OTH