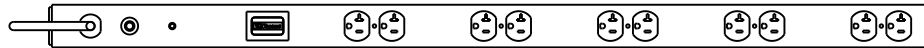
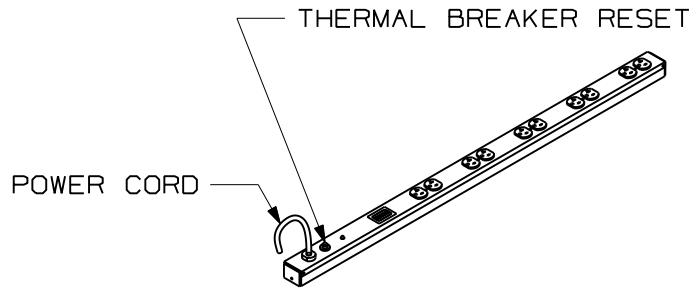


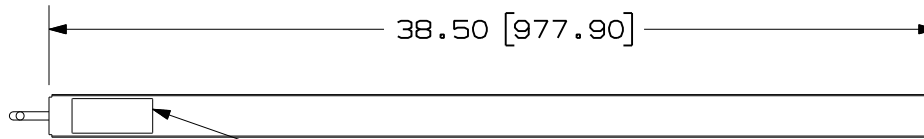
THIS COPY IS PROVIDED ON A RESTRICTED BASIS AND IS NOT TO BE USED IN ANY WAY DETRIMENTAL TO THE INTERESTS OF PANDUIT CORP.

PANDUIT P/N	WEIGHT
CMRPSV20TL	17.0 LBS/EACH 7.7 Kg/EACH

- NOTES:
- VISIT OUR ON-LINE CATALOG AT WWW.PANDUIT.COM FOR A CURRENT LIST OF PRODUCTS APPLICABLE FOR USE WITH THIS PART.
 - ACCESSORY COMPONENTS:
 (2) #10-32 X 1/2" MOUNTING SCREWS
 (2) #12-24 X 1/2" MOUNTING SCREWS
 (2) #10-32 LOCKING COLLAR SCREWS
 (2) L-BRACKETS
 - THE POWER STRIP SHALL HAVE THE FOLLOWING:
 -TEN (10) - NEMA 5-20R OUTLETS
 -ONE (1) 10-FOOT POWER CORD WITH NEMA L5-20P TWIST LOCK PLUG
 - DIMENSIONS IN PARENTHESES ARE METRIC (mm).

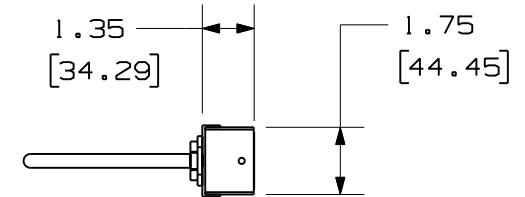


FRONT VIEW



UL[®] c-UL[®] LISTED 60950

BACK VIEW



MODEL FILENAME	V10341CQ/00.PRT
CAD FILENAME/LAYERS	V10341CQ_DC/00A.PRT

PANDUIT CORP. TINLEY PARK, ILLINOIS
 39" VERTICAL RACK MOUNT POWER STRIP
 20 AMP 125V (CMRPSV20TL)
 CUSTOMER DRAWING

UNLESS OTHERWISE SPECIFIED, DIMENSIONAL TOLERANCES ARE:	UNLESS OTHERWISE SPECIFIED, ALL DIMENSIONS ARE GIVEN IN INCHES, THIRD ANGLE PROJECTION.
INCHES X.X ± 0.06 X.XX ± 0.03 X.XXX ± 0.015	[METRIC - MILLIMETER] X. ± 1.5 X.X ± 0.8 X.XX ± 0.4
ANGLE	± 1°

DRAWN BY MRWA	MAT'L: COLD-ROLLED STEEL	SCALE NONE
DATE 4-07-09	CHK'D	DRAWING NO. V10341CQ-DC
		DWG SIZE A

OOA	4-07-09	MRWA	RELEASED TO PRODUCTION	V10341CQ					
REV	DATE	BY	CHK	DESCRIPTION	ECN	R	CUST	SUP	OTH