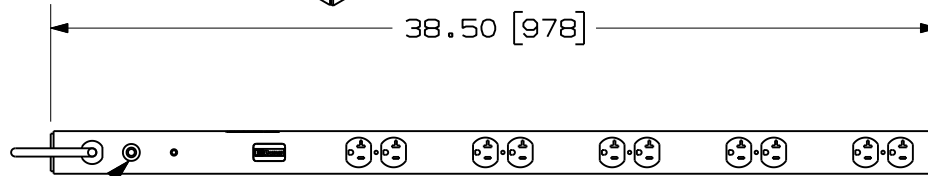
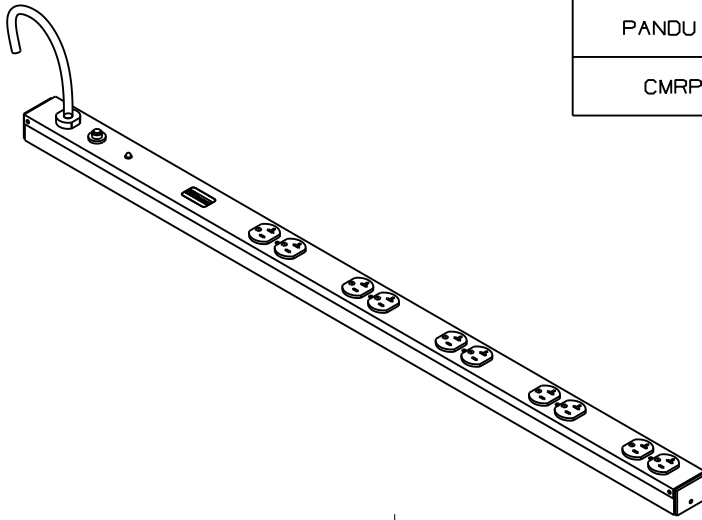


THIS COPY IS PROVIDED ON A RESTRICTED BASIS AND IS NOT TO BE USED IN ANY WAY DETRIMENTAL TO THE INTERESTS OF PANDUIT CORP.

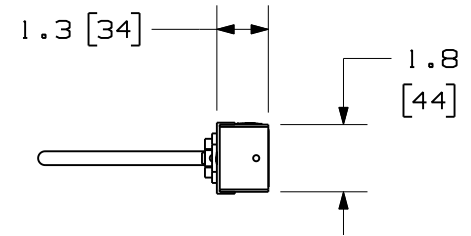
PANDUIT P/N	WEIGHT
CMRPSV20	06.8 LBS/EACH 3.1 Kg/EACH

NOTES:

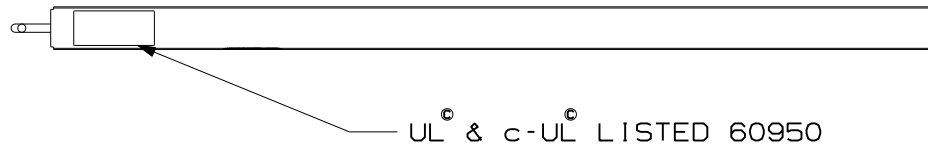
- VISIT OUR ON-LINE CATALOG AT WWW.PANDUIT.COM FOR A CURRENT LIST OF PRODUCTS APPLICABLE FOR USE WITH THIS PART.
- ACCESSORY COMPONENTS:
 (2) #10-32 X 1/2" MOUNTING SCREWS
 (2) #12-24 X 1/2" MOUNTING SCREWS
 (2) #10-32 LOCKING COLLAR SCREWS
 (2) L-BRACKETS
- THE POWER STRIP SHALL HAVE THE FOLLOWING:
 -TEN (10) - NEMA 5-20R OUTLETS (5 DUPLEX 20 AMP RECEPTACLES)
 -10 FOOT POWER CORD WITH NEMA 5-20P PLUG
- DIMENSIONS IN PARENTHESSES ARE METRIC (mm).



FRONT VIEW



20 AMP THERMAL BREAKER RESET



BACK VIEW

UL[®] & c-UL[®] LISTED 60950

MODEL FILENAME	V01129CD/04E.PRT
CAD FILENAME/LAYERS	V01129CD_DC/04E

REV	DATE	BY	CHK	DESCRIPTION	ECN	R	CUST	SUP	OTH
---	---	---		M. ADDED -10 FOOT POWER CORD WITH NEMA 5-20P TEXT TO NOTE 3 N. MODIFIED TITLE BLOCK O. ADDED CIRCUIT BREAKER RESET LABEL	---				
04E	3-26-10	MRWA		L. REFORMATTED DRAWING K. CHANGED TEXT IN NOTE 2 FROM (2) L-BRACKETS FOR NETFRAME MOUNTING J. REMOVED (2) BRACKETS FOR STD. CHANNEL FRAME MOUNTING FROM NOTE 2. I. ADDED ISO-VIEW	01129-07				
04D	4-28-09	MRWA	MJM	H. RE-NUMBERED NOTES G. NOTE 4 WAS ADDED F. NOTE 3 WAS SEE SPEC. SHEET SA-NC105P01FF FOR TECHNICAL SPECIFICATIONS	01129-07				
2	4-22-02	MAV		E. ADDED SPEC. SHEET # D. ADDED VOLTAGE TO NOTE #1 C. REMOVED THUMB SCREWS W/ RETAINING RINGS	01129-07				
1	9-7-01	MAV	MJM	B. CHANGED REF. DIMENSION A. REVISED ACCESSORY COMPONENTS	01129-07		JWI		
R	7-24-01	TMW	MJM	RELEASED TO PRODUCTION	01129-07		JWI		

PANDUIT CORP. TINLEY PARK, ILLINOIS

38.5" VERTICAL POWER STRIP 20 AMP 125V (CMRPSV20) CUSTOMER DRAWING

UNLESS OTHERWISE SPECIFIED, DIMENSIONAL TOLERANCES ARE:		UNLESS OTHERWISE SPECIFIED,	
INCHES	[METRIC - MILLIMETER]	ALL DIMENSIONS ARE GIVEN	
X.X ± 0.06	X. ± 1.5	IN INCHES, THIRD ANGLE PROJECTION.	
X.XX ± 0.03	X.X ± 0.8	SCALE	NONE
X.XXX ± 0.015	X.XX ± 0.4	DRAWING NO.	01129-07
DRAWN BY	JDWE	DWG	A
DATE	7-24-01	SIZE	A
CHK'D	MJM		