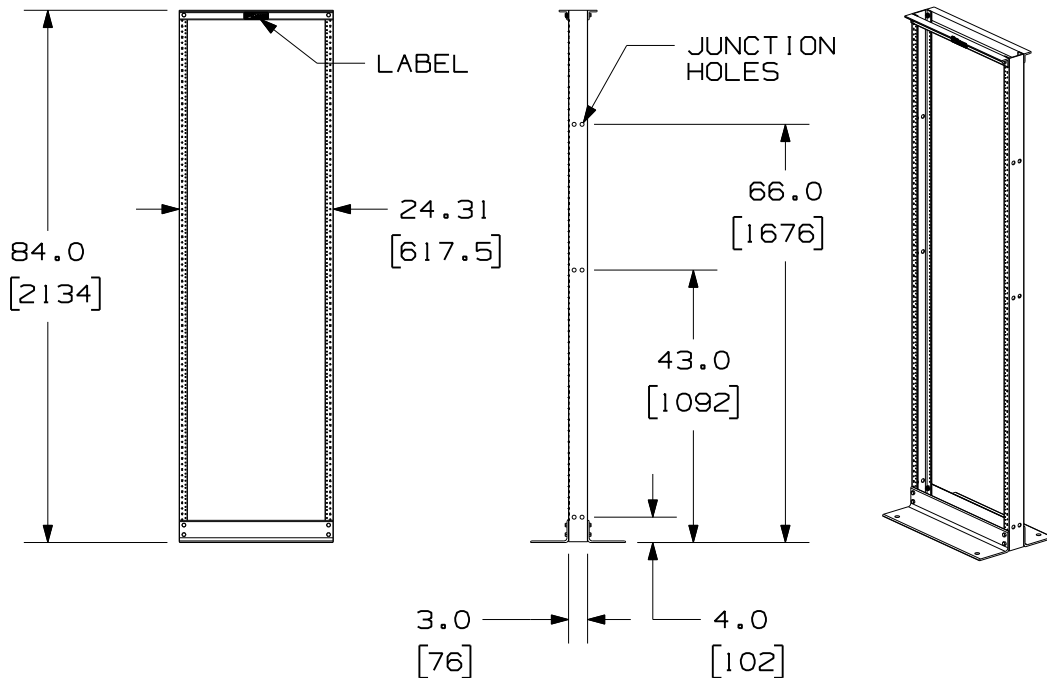


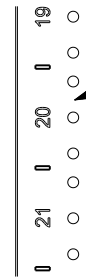
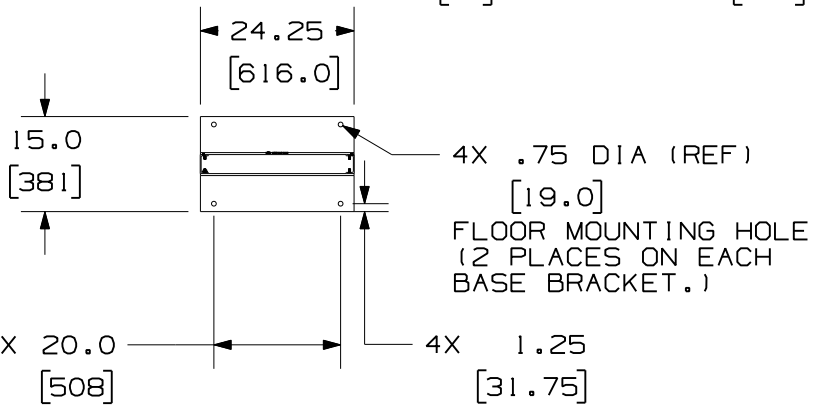
THIS COPY IS PROVIDED ON A RESTRICTED BASIS AND IS NOT TO BE USED IN ANY WAY DETRIMENTAL TO THE INTERESTS OF PANDUIT CORP.



PANDUIT P/N	WEIGHT
CMR23X84	35.00 LB/EACH (15.87 KG/EACH)

NOTES:

- CAN BE USED WITH ANY INDUSTRY STANDARD 23" COMPONENTS.
- WILL HOLD UP TO 45 SINGLE RACK SPACINGS.
- UNIVERSAL SPACING ON RACK: I.E., REF. HOLE SPACING ON UPRIGHT CHANNELS: .625, .625, .500, .625, .625, .500, ETC.
- ASSEMBLY IS REQUIRED.
- RACK PART THICKNESSES:
 - UPRIGHT CHANNELS: WEB; .14 ±.03
FLANGE; .19 ±.03
 - TOP BRACKET: .25 ±.03
 - BASE BRACKET: .25 ±.03
-
- DIMENSIONS IN PARENTHESIS ARE IN METRIC.
- ALL ASSEMBLY HARDWARE INCLUDED:
 - (12) 3/8-16 X 1" BLACK HEX HEAD CAP SCREW
 - (24) 3/8" PAINT PIERCING GROUNDING WASHER
 - (1) TUBE OF ANTI-OXIDIZING PASTE
 - (12) 3/8-16 BLACK HEX NUTS
 - (24) 12-24 X .5" SLOTTED PAN HEAD STEEL SCREWS
- TESTED AND APPROVED 1000 LBS LOAD RATING BY UNDERWRITERS LABORATORIES.



CLOSE UP OF VERTICAL CHANNEL

MODEL FILENAME	M00796AA/03
CAD FILENAME/LAYERS	M00796AA_DC/03A
PANDUIT CORP. TINLEY PARK, ILLINOIS	
CABLE MANAGEMENT RACK (CMR23X84) CUSTOMER DRAWING	

REV	DATE	BY	CHK	DESCRIPTION	ECN	CHK	CUST	SUP
03A	11-13-08	BAME	<i>DPM</i>	CHANGEN NUMBERING ORIENTATION UPDATED WIDTH DIMENSION	00796-01			
02	1-24-07	LEE	MWH	D. NOTE 8 & 9 REVISED	00796-01	KRKE	KRKE	
01	10-29-03	RVLE	KRKE	C. ADDED (12) 3/8 BLACK HEX NUTS. A. REMOVED PEM NUTS. B. REVISED NOTE 9.	00796-01	RTSU	RTSU	
R	5-3-00	SJA	RLFR	RELEASED TO PRODUCTION.	00796-01	RLFR	RLFR	

UNLESS OTHERWISE SPECIFIED, DIMENSIONAL TOLERANCES ARE: (.X) ± (.XXX) ± (.XX) ± ANGLES ±		UNLESS OTHERWISE SPECIFIED, ALL DIMENSIONS ARE GIVEN IN INCHES, THIRD ANGLE PROJECTION.	
DRAWN BY SJA	MAT'L: ALUMINUM	SCALE NONE	
DATE 5-3-00	CHECKED BY RLFR	DRAWING NO. 00796-01	DWG A SIZE