
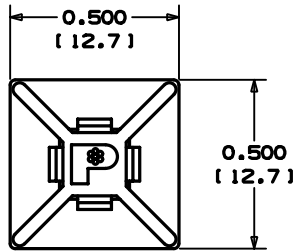


THIS COPY IS PROVIDED ON A RESTRICTED BASIS AND IS NOT TO BE USED IN ANY WAY DETRIMENTAL TO THE INTERESTS OF PANDUIT CORP.

NO WARRANTY, EXPRESSED OR IMPLIED, IS MADE BY PANDUIT WITH RESPECT TO ADHESIVE BOND PERFORMANCE. AMONG OTHER THINGS, THE CONDITIONS UNDER WHICH THESE MOUNTS MAY BE APPLIED AND/OR THE SURFACE TO WHICH THEY MAY BE APPLIED ARE BEYOND PANDUIT'S CONTROL.

PANDUIT PART NUMBER*	WEIGHT lbs/100 pcs [g]/100 pcs
ABM1M-AT	0.05 [23]

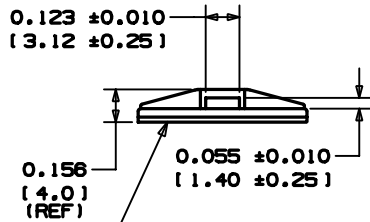


TO APPLY MOUNTS:

- 1) REMOVE MOUNT FROM PROTECTIVE LINER.
- 2) PLACE IN DESIRED LOCATION.
- 3) APPLY PRESSURE TO TOP SURFACE OF MOUNT.

NOTES:

- *1. SEE CURRENT PRICE SHEET FOR PART NUMBER SUFFIX DESIGNATION FOR MATERIAL, COLOR, AND PACKAGE SIZE.
2. USE MOUNTS WITH ONLY MINIATURE CABLE TIE CROSS SECTIONS.
3. MOUNT HAS A CONTINUOUS OPERATING TEMPERATURE OF 180°F (82°C).
4. MOUNTS ARE SUPPLIED IN STRIPS OF FOUR.



ACTUAL SIZE

ADHESIVE BACKING:
PRESSURE SENSITIVE FOAM TAPE
0.040 (1.0) THICK WITH PROTECTIVE
LINER. MOUNT IS DESIGNED TO
SUPPORT 0.13 lbs. (59 g) MAX. WEIGHT
ON A CLEAN, DRY, SMOOTH, GREASE-
FREE SURFACE.

DIMENSIONS IN BRACKETS ARE METRIC [mm]

CAD FILENAME/LAYERS G00239DD_PB-ABM1M-AT_04

PANDUIT

CORP. TINLEY PARK, ILLINOIS

ABM1M-AT
ADHESIVE BACKED MOUNT

UNLESS OTHERWISE SPECIFIED,
DIMENSIONAL TOLERANCES ARE:
(.X) ±0.05 (1.3) (.XXX) ±0.010 (0.25)
(.XX) ±0.02 (0.5) ANGLES ± 5°

UNLESS OTHERWISE SPECIFIED,
ALL DIMENSIONS ARE GIVEN
IN INCHES, THIRD ANGLE PROJECTION.

DRAWN BY C.J.G.

MAT'L:

SCALE NONE

DATE 5/15/98

NYLON 6/6

DRAWING NO.

G00239DD

DWG

A
SIZE

REV	DATE	BY	CHK	DESCRIPTION	ECN - R	CUST	SUP
4	3/23/05	TMSA		REVISED DIMENSION .123 FROM .120 UPDATED LEADER LINE FOR DIMENSION 0.055	G80239DD	4	
3	3/29/04	JAD		CORRECT 3D GEOMETRY, UPDATE NOTE 1	G80239DD	3	
2	10-28-00	CBSM		CHANGED .156 DIMENSION TO REF	G80239DD	2	
1	12/20/98	AJV		CHANGED NOTE 3	G80239DD	1	
R	5/15/98	C.J.G.		INITIAL RELEASE	G80239DD	R	