

Features

LED Dimmer

- suitable for 1-10V dimmable LED drivers
- with pressure two-way switch and thermal link

Description

The new REPOT01-10 is an electronic Potentiometer which is the perfect complement to our upcoming LED drivers RACD45-A, RACD60-A, RACD100-A and RACD150-A. It is also possible to power any LED Driver that offers a 1-10V dimming input because it works as a current sink and not as an ordinary potentiometer. The REPOT includes an adjustable minimum dimming level and a switch contact to turn off the driver completely. The warranty is 5 years.

Selection Guide

Part Number	Input Voltage Range (VAC)	Dim Control Current (mA)	Dim Control Voltage (VDC)
REPOT1-10	198-264	40	1-10

NOT RECOMMENDED FOR NEW DESIGNS

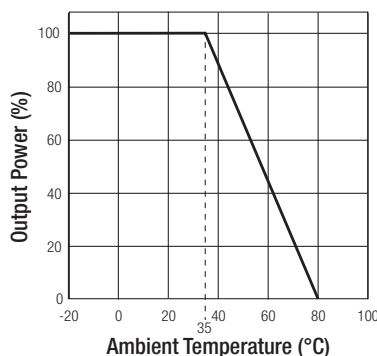
Specifications (measured @ta= 25°C, nominal input voltage, rated load)

PROTECTION		
Parameter	Type	Value
Input Fuse ⁽¹⁾		0.8A, slow blow
Notes:		
Note1: Each dimmer contains a spare fuse inside the white protective cover.		

ENVIRONMENTAL

Parameter	Condition	Value
Operating Temperature Range	with derating	-10°C to +80°C, Ambient
Max. Case Temperature		+80°C

Derating Graph




SAFETY AND CERTIFICATIONS

Certificate Type (compliant)	Standard
Switches for household and similar fixed-electrical installations - General requirements	EN60669-1:2008
Switches for household and similar fixed electrical installations - Particular requirements	EN60669-2-1:2010



REPOT

Electronic Potentiometer

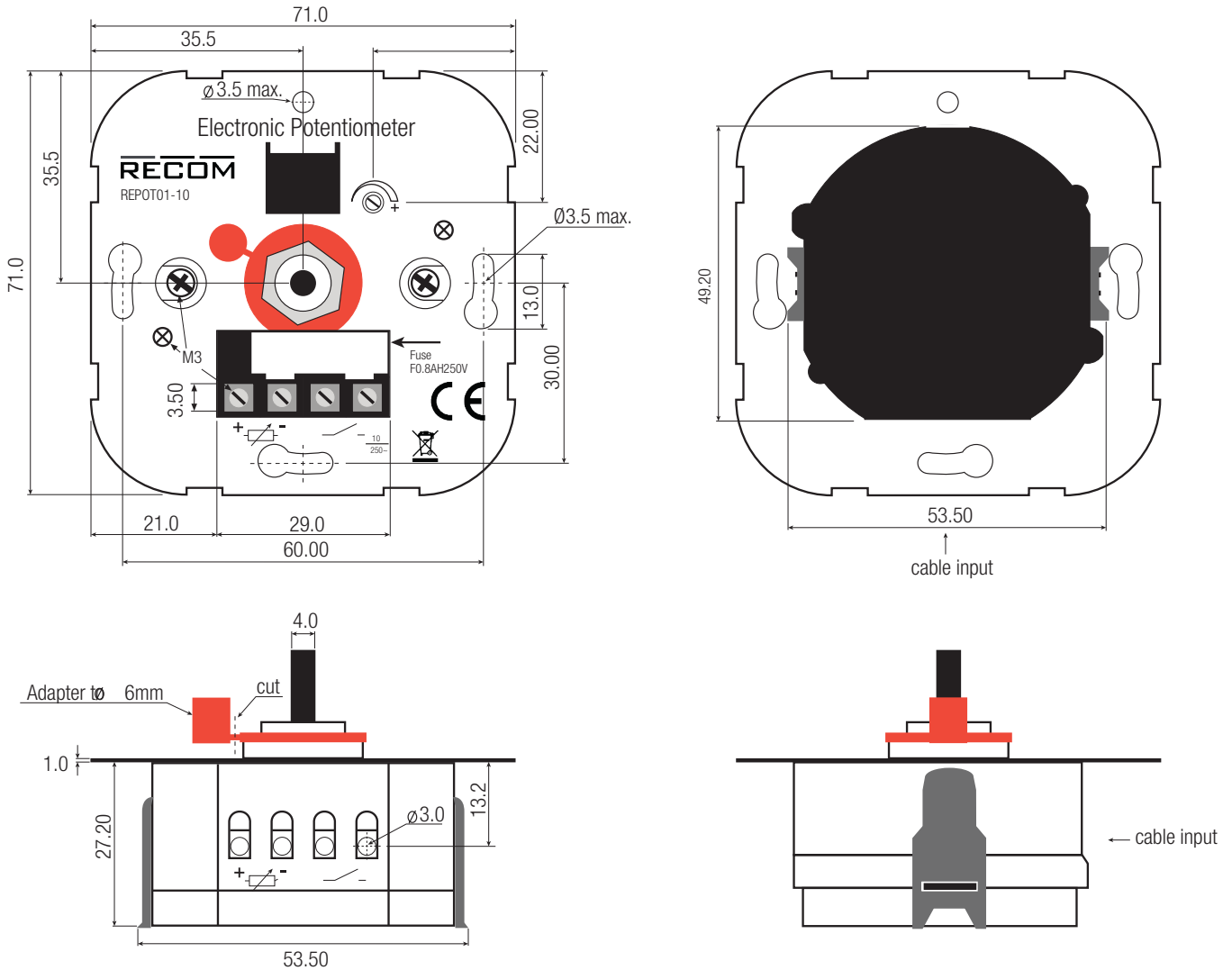


EN60669-1 compliant
EN60669-2-1 compliant

Specifications (measured @ $t_a = 25^\circ\text{C}$, nominal input voltage, rated load)

DIMENSION and PHYSICAL CHARACTERISTICS			
Parameter	Type		Value
Material	Case		Metal
Package Dimension (LxWxH)			71.0 x 71.0 x 35mm
Package Weight			70g

Dimension Drawing (mm)



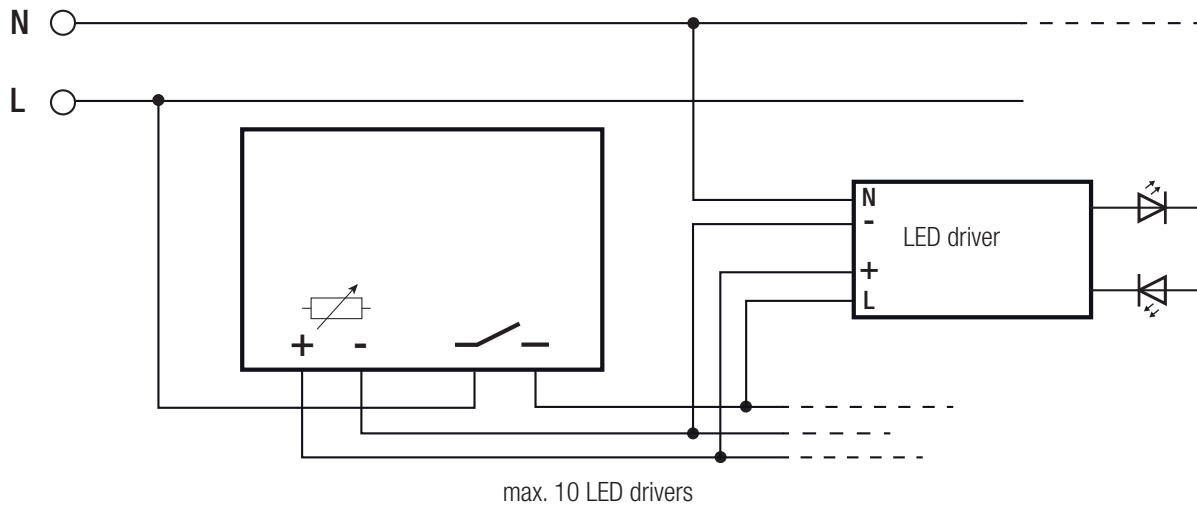
Connection via Screw Terminal

#	Function	Wire Diameter	AWG
1	VAC in (L)	1.5mm ² - 2.5mm ²	18-16
2	VAC in (N)	1.5mm ² - 2.5mm ²	18-16
3	FG	1.5mm ² - 2.5mm ²	18-16
4	LED+	1.5mm ² - 2.5mm ²	18-16
5	LED-	1.5mm ² - 2.5mm ²	18-16

wire stripping length: 7-8mm
recommended tightening torque: 0.4Nm
Tolerance: ±0.5mm

Specifications (measured @ta= 25°C, nominal input voltage, rated load)

INSTALLATION and APPLICATION



Notes:

Note2: To set the basic brightness, set the actuating button to the left stop minimum brightness). Now use a screw driver to set the desired basic brightness on the potentiometer. Pursuant to EN60699-2-1 the basic value should be set in such a way that the light visibly glows over the entire load range (at nominal voltage -10%) when it's set to dark position.

Note3: Dimmer designed for RACT20.

PACKAGING INFORMATION

Parameter	Type	Value
Packaging Dimension (LxWxH)	Cardboard Box	280.0 xx 152.0 x 76.0mm
Packaging Quantity		10pcs