


Telephone Coupling Transformer



| Sec. | STANCOR PART NUMBER | Schematic Number | Style | Impedance | | D.C. Curr. mA. | Insertion Losses db Max @1K Hz | Primary DCR | DIMENSIONS-INCHES | | | | | | Weight (oz.) | Agency Certif. |
|------|---------------------|------------------|-------|---------------|-----------------|----------------|--------------------------------|-------------|-------------------|-------|-------|------|------|-------|--------------|----------------|
| | | | | Primary ± 15% | Secondary ± 10% | | | | W | L | H | A* | B** | C | | |
| A | TTPC-1 | 2 | A | 600 C.T. | 600 C.T. | 0 | 1.4 | 44 | 0.781 | 0.650 | 0.740 | - | .187 | 0.421 | 0.6 | - |
| | TTPC-2 | 1 | B | 600 | 600 | 0 | 1.2 | 46 | 0.781 | 0.650 | 0.490 | - | .145 | 0.530 | 0.5 | - |
| | TTPC-3 | 2 | B | 600 C.T. | 600 C.T. | 0 | 1.2 | 46 | 0.781 | 0.650 | 0.490 | - | .145 | 0.530 | 0.5 | - |
| | TTPC-5 | 6 | B | 4000 | 600 | 0 | 1.5 | 365 | 0.781 | 0.650 | 0.490 | - | .145 | 0.530 | 0.5 | - |
| B | TTPC-6 | 3 | A | 600 | 600 C.T. | 90 | 1.8 | 71 | 0.815 | 0.650 | 0.750 | - | .187 | 0.421 | 1.0 | - |
| | TTPC-7 | 1 | A | 600 | 600 | 0 | 1.2 | 36 | 0.781 | 0.650 | 0.740 | - | .187 | 0.421 | 0.6 | - |
| | TTPC-8 | 2 | A | 600 C.T. | 600 C.T. | 0 | 1.2 | 36 | 0.781 | 0.650 | 0.740 | - | .187 | 0.421 | 0.6 | - |
| | TTPC-9 | 4 | A | 600 | 600/600 | 0 | 1.2 | 47 | 1.040 | 0.958 | 0.859 | - | .200 | 0.781 | 1.0 | - |
| C | TTPC-11 | 6 | A | 4000 | 600 | 0 | 1.2 | 225 | 0.781 | 0.650 | 0.740 | - | .187 | 0.421 | 0.6 | - |
| | TTPC-13 | 5 | C | 600 | 600 C.T. Split | 90 | 1.8 | 73 | 0.815 | 0.750 | 0.625 | .150 | .200 | 0.500 | 0.5 | - |
| | TTPC-13B | 5 | E | 600 | 600 C.T. Split | 90 | 1.8 | 73 | 1.010 | 0.890 | 0.650 | .150 | .200 | 0.500 | 0.8 | - |
| | TTPC-14 | 7 & 8 | D | 600 | 600 C.T. Split | 80 | 1.1 | 74 | 1.650 | 1.370 | 0.660 | .200 | .250 | 1.000 | 2.5 | - |
| | TTPC-15 | 9 | D | 600 | 600 | 80 | 1.1 | 60 | 1.650 | 1.370 | 0.660 | .200 | .250 | 1.000 | 2.5 | - |

- Maximum Operating Temperature 105°C
- Dielectric Strength 1500 VRMS
- Maximum distortion 0.5% at 300-3.5K Hz
- Frequency Response ± 0.5db 300-3.5K Hz
- Longitudinal Balance:
 - 60db Min @ 200-1K Hz
 - 40db Min @ 4K Hz

* Pin 1 to 2 only.

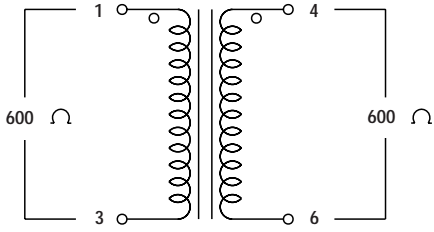
** Typical dimension pin to pin.

*For schematic diagrams refer to page 38.
For outline drawings refer to page 39.*

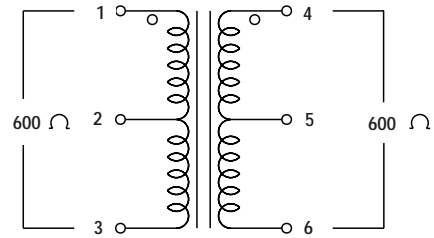


Telephone Coupling

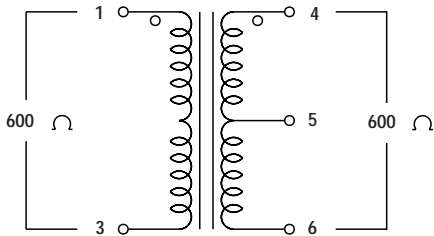
Schematic 1 (TTPC-Series)



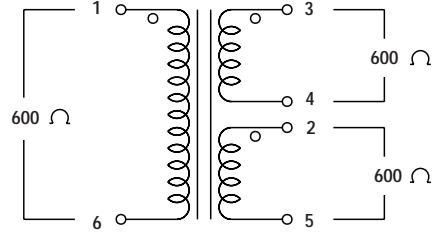
Schematic 2 (TTPC-Series)



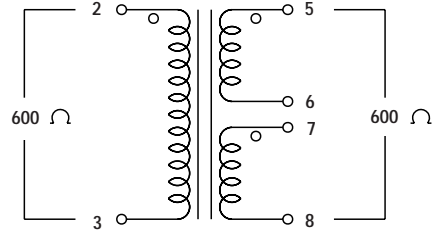
Schematic 3 (TTPC-Series)



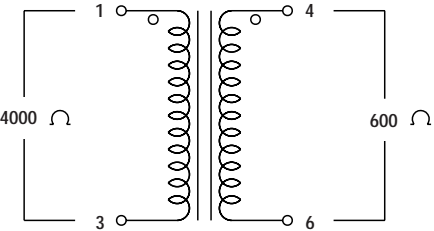
Schematic 4 (TTPC-Series)



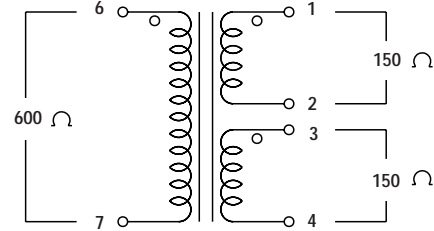
Schematic 5 (TTPC-Series)



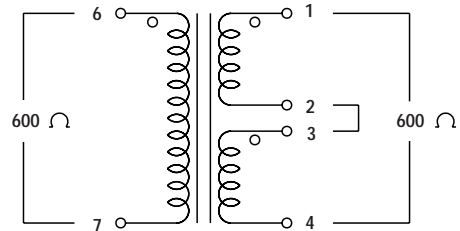
Schematic 6 (TTPC-Series)



Schematic 7 (TTPC-Series)



Schematic 8 (TTPC-Series)



Schematic 9 (TTPC-Series)

