

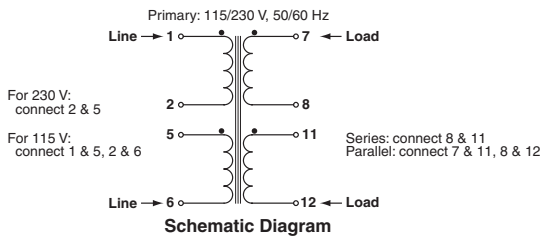
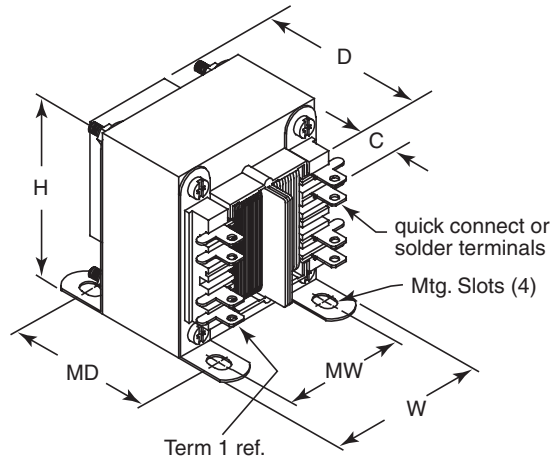
# CHASSIS MOUNT POWER TRANSFORMERS

TransGlobal Transformers

Style S  
TGC25, TGC43

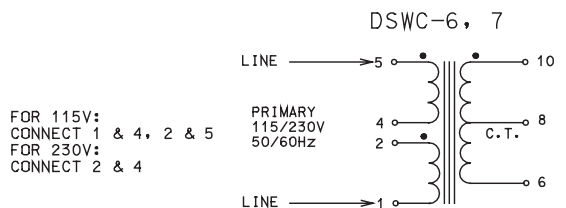
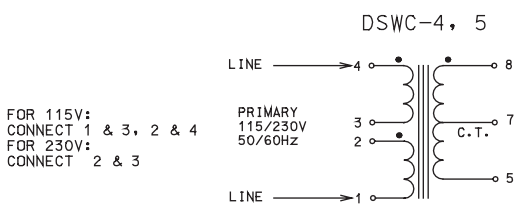
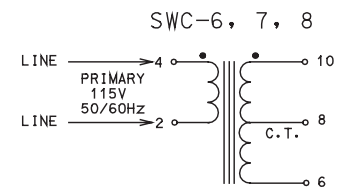
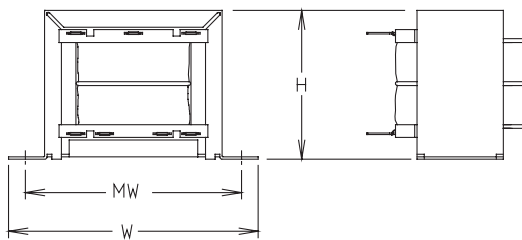
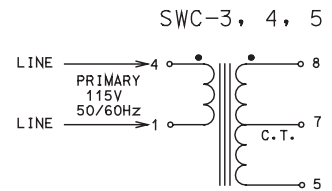
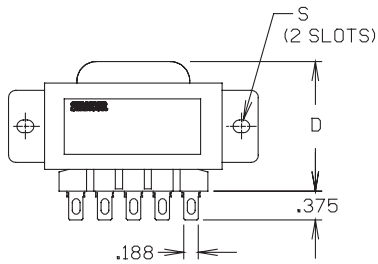


Style NV  
TGC80, TGC130, TGC175



## “Side-Winder” Transformers


“Side-Winder”  
SWC/DSWC Series



# CHASSIS MOUNT POWER TRANSFORMERS

## Single and Dual "Side-Winder" Chassis Mount Transformers

Single



Dual



Single Primary Sec. 115VAC	Dual Primary 115/230VAC	VA	Secondary RMS Rating VOLTS & AMPS	SIZE	DIMENSIONS-INCHES					Weight (lbs.)	Agency Certif.
					H	W	D	MW	S		
A SWC-310	-	2.4	10.0 C.T. @ 0.25	3	1.250	2.188	1.188	1.750	.150 X .266	0.26	UL <sup>®</sup> US
SWC-410	DSWC-410	6.0	10.0 C.T. @ 0.60	4	1.438	2.406	1.375	2.000	.156 X .234	0.44	UL <sup>®</sup> US
SWC-510	DSWC-510	12.0	10.0 C.T. @ 1.20	5	1.625	2.750	1.500	2.375	.156 X .234	0.70	UL <sup>®</sup> US
SWC-610	DSWC-610	30.0	10.0 C.T. @ 3.00	6	2.000	3.250	1.750	2.812	.172 X .266	1.30	UL <sup>®</sup> US
SWC-710	DSWC-710	56.0	10.0 C.T. @ 5.00	7	2.313	3.688	1.875	3.125	.156 X .266	1.77	UL <sup>®</sup> US
SWC-810	-	100.0	10.0 C.T. @ 10.0	8	2.625	4.031	2.250	3.562	.172 X .203	2.75	UL <sup>®</sup> US
B SWC-312	-	2.4	12.6 C.T. @ 0.20	3	1.250	2.188	1.188	1.750	.150 X .266	0.26	UL <sup>®</sup> US
SWC-412	DSWC-412	6.0	12.6 C.T. @ 0.50	4	1.438	2.406	1.375	2.000	.156 X .234	0.44	UL <sup>®</sup> US
SWC-512	DSWC-512	12.0	12.6 C.T. @ 1.00	5	1.625	2.750	1.500	2.375	.156 X .234	0.70	UL <sup>®</sup> US
SWC-612	DSWC-612	30.0	12.6 C.T. @ 2.50	6	2.000	3.250	1.750	2.812	.172 X .266	1.30	UL <sup>®</sup> US
SWC-712	DSWC-712	56.0	12.6 C.T. @ 4.00	7	2.313	3.688	1.875	3.125	.156 X .266	1.77	UL <sup>®</sup> US
SWC-812	-	100.0	12.6 C.T. @ 8.00	8	2.625	4.031	2.250	3.562	.172 X .203	2.75	UL <sup>®</sup> US
C SWC-316	-	2.4	16.0 C.T. @ 0.15	3	1.250	2.188	1.188	1.750	.150 X .266	0.26	UL <sup>®</sup> US
SWC-416	DSWC-416	6.0	16.0 C.T. @ 0.40	4	1.438	2.406	1.375	2.000	.156 X .234	0.44	UL <sup>®</sup> US
SWC-516	DSWC-516	12.0	16.0 C.T. @ 0.80	5	1.625	2.750	1.500	2.375	.156 X .234	0.70	UL <sup>®</sup> US
SWC-616	DSWC-616	30.0	16.0 C.T. @ 2.00	6	2.000	3.250	1.750	2.812	.172 X .266	1.30	UL <sup>®</sup> US
SWC-716	DSWC-716	56.0	16.0 C.T. @ 3.50	7	2.313	3.688	1.875	3.125	.156 X .266	1.77	UL <sup>®</sup> US
SWC-816	-	100.0	16.0 C.T. @ 6.25	8	2.625	4.031	2.250	3.562	.172 X .203	2.75	UL <sup>®</sup> US
D SWC-320	-	2.4	20.0 C.T. @ 0.12	3	1.250	2.188	1.188	1.750	.150 X .266	0.26	UL <sup>®</sup> US
SWC-420	DSWC-420	6.0	20.0 C.T. @ 0.30	4	1.438	2.406	1.375	2.000	.156 X .234	0.44	UL <sup>®</sup> US
SWC-520	DSWC-520	12.0	20.0 C.T. @ 0.60	5	1.625	2.750	1.500	2.375	.156 X .234	0.70	UL <sup>®</sup> US
SWC-620	DSWC-620	30.0	20.0 C.T. @ 1.50	6	2.000	3.250	1.750	2.812	.172 X .266	1.30	UL <sup>®</sup> US
SWC-720	DSWC-720	56.0	20.0 C.T. @ 2.80	7	2.313	3.688	1.875	3.125	.156 X .266	1.77	UL <sup>®</sup> US
SWC-820	-	100.0	20.0 C.T. @ 5.00	8	2.625	4.031	2.250	3.562	.172 X .203	2.75	UL <sup>®</sup> US
E SWC-324	-	2.4	24.0 C.T. @ 0.10	3	1.250	2.188	1.188	1.750	.150 X .266	0.26	UL <sup>®</sup> US
SWC-424	DSWC-424	6.0	24.0 C.T. @ 0.25	4	1.438	2.406	1.375	2.000	.156 X .234	0.44	UL <sup>®</sup> US
SWC-524	DSWC-524	12.0	24.0 C.T. @ 0.50	5	1.625	2.750	1.500	2.375	.156 X .234	0.70	UL <sup>®</sup> US
SWC-624	DSWC-624	30.0	24.0 C.T. @ 1.25	6	2.000	3.250	1.750	2.812	.172 X .266	1.30	UL <sup>®</sup> US
SWC-724	DSWC-724	56.0	24.0 C.T. @ 2.40	7	2.313	3.688	1.875	3.125	.156 X .266	1.77	UL <sup>®</sup> US
SWC-824	-	100.0	24.0 C.T. @ 4.00	8	2.625	4.031	2.250	3.562	.172 X .203	2.75	UL <sup>®</sup> US


\* Agency Certification Note: UL recognized component for use in the US and Canada

For outline drawings refer to page 15.


# CHASSIS MOUNT POWER TRANSFORMERS

Single and Dual "Side-Winder" Chassis Mount Transformers

Single



Dual



Single Primary Sec. 115VAC	Dual Primary 115/230VAC	VA	Secondary RMS Rating VOLTS & AMPS	SIZE	DIMENSIONS-INCHES					Weight (lbs.)	Agency* Certif.
					H	W	D	MW	S		
F SWC-328	-	2.4	28.0 C.T. @ 0.085	3	1.250	2.188	1.188	1.750	.150 X .266	0.26	UL US
SWC-428	DSWC-428	6.0	28.0 C.T. @ 0.20	4	1.438	2.406	1.375	2.000	.156 X .234	0.44	UL US
SWC-528	DSWC-528	12.0	28.0 C.T. @ 0.42	5	1.625	2.750	1.500	2.375	.156 X .234	0.70	UL US
SWC-628	DSWC-628	30.0	28.0 C.T. @ 1.10	6	2.000	3.250	1.750	2.812	.172 X .266	1.30	UL US
SWC-728	DSWC-728	56.0	28.0 C.T. @ 2.00	7	2.313	3.688	1.875	3.125	.156 X .266	1.77	UL US
SWC-828	-	100.0	28.0 C.T. @ 3.60	8	2.625	4.031	2.250	3.562	.172 X .203	2.75	UL US
G SWC-336	-	2.4	36.0 C.T. @ 0.065	3	1.250	2.188	1.188	1.750	.150 X .266	0.26	UL US
SWC-436	DSWC-436	6.0	36.0 C.T. @ 0.17	4	1.438	2.406	1.375	2.000	.156 X .234	0.44	UL US
SWC-536	DSWC-536	12.0	36.0 C.T. @ 0.35	5	1.625	2.750	1.500	2.375	.156 X .234	0.70	UL US
SWC-636	DSWC-636	30.0	36.0 C.T. @ 0.85	6	2.000	3.250	1.750	2.812	.172 X .266	1.30	UL US
SWC-736	DSWC-736	56.0	36.0 C.T. @ 1.50	7	2.313	3.688	1.875	3.125	.156 X .266	1.77	UL US
SWC-836	-	100.0	36.0 C.T. @ 2.80	8	2.625	4.031	2.250	3.562	.172 X .203	2.75	UL US
H SWC-348	-	2.4	48.0 C.T. @ 0.05	3	1.250	2.188	1.188	1.750	.150 X .266	0.26	UL US
SWC-448	DSWC-448	6.0	48.0 C.T. @ 0.12	4	1.438	2.406	1.375	2.000	.156 X .234	0.44	UL US
SWC-548	DSWC-548	12.0	48.0 C.T. @ 0.25	5	1.625	2.750	1.500	2.375	.156 X .234	0.70	UL US
SWC-648	DSWC-648	30.0	48.0 C.T. @ 0.63	6	2.000	3.250	1.750	2.812	.172 X .266	1.30	UL US
SWC-748	DSWC-748	56.0	48.0 C.T. @ 1.20	7	2.313	3.688	1.875	3.125	.156 X .266	1.77	UL US
SWC-848	-	100.0	48.0 C.T. @ 2.00	8	2.625	4.031	2.250	3.562	.172 X .203	2.75	UL US
I SWC-356	-	2.4	56.0 C.T. @ 0.045	3	1.250	2.188	1.188	1.750	.150 X .266	0.26	UL US
SWC-456	DSWC-456	6.0	56.0 C.T. @ 0.11	4	1.438	2.406	1.375	2.000	.156 X .234	0.44	UL US
SWC-556	DSWC-556	12.0	56.0 C.T. @ 0.22	5	1.625	2.750	1.500	2.375	.156 X .234	0.70	UL US
SWC-656	DSWC-656	30.0	56.0 C.T. @ 0.54	6	2.000	3.250	1.750	2.812	.172 X .266	1.30	UL US
SWC-756	DSWC-756	56.0	56.0 C.T. @ 1.00	7	2.313	3.688	1.875	3.125	.156 X .266	1.77	UL US
SWC-856	-	100.0	56.0 C.T. @ 1.80	8	2.625	4.031	2.250	3.562	.172 X .203	2.75	UL US
J SWC-3120	-	2.4	120.0 C.T. @ 0.02	3	1.250	2.188	1.188	1.750	.150 X .266	0.26	UL US
SWC-4120	DSWC-4120	6.0	120.0 C.T. @ 0.05	4	1.438	2.406	1.375	2.000	.156 X .234	0.44	UL US
SWC-5120	DSWC-5120	12.0	120.0 C.T. @ 0.10	5	1.625	2.750	1.500	2.375	.156 X .234	0.70	UL US
SWC-6120	DSWC-6120	30.0	120.0 C.T. @ 0.25	6	2.000	3.250	1.750	2.812	.172 X .266	1.30	UL US
SWC-7120	DSWC-7120	56.0	120.0 C.T. @ 0.50	7	2.313	3.688	1.875	3.125	.156 X .266	1.77	UL US
SWC-8120	-	100.0	120.0 C.T. @ 0.85	8	2.625	4.031	2.250	3.562	.172 X .203	2.75	UL US

\* Agency Certification Note: UL recognized component for use in the US and Canada

For outline drawings refer to page 15.