

Description

Transil diodes provide high overvoltage protection by clamping action.

Their instantaneous response to transient overvoltages makes them particularly suited to protect voltage sensitive devices such as MOS technology and low voltage supplied IC's.

Table 1: Order codes

| Part number | Marking |
|-------------|-------------------------------|
| BZW06-xxxx | See Table 4 . |

Features

- 600 W peak pulse power (10/1000 μ s)
- Stand-off voltage range 5.8 to 376 V
- Unidirectional and bidirectional types
- Low clamping factor
- Fast response time
- UL recognized, file: E136224

1 Characteristics

Table 2: Absolute maximum ratings ($T_{amb} = 25\text{ }^{\circ}\text{C}$)

| Symbol | Parameter | | Value | Unit |
|-----------|---|---|-------------|--------------------|
| P_{pp} | Peak pulse power | $T_j \text{ initial} = T_{amb}$ | 600 | W |
| P | Power dissipation on infinite heatsink | $T_{amb} = 75\text{ }^{\circ}\text{C}$ | 1.7 | |
| I_{FSM} | Non repetitive surge peak forward current | $t_p = 10\text{ ms}$ $T_j \text{ initial} = T_{amb}$ | 100 | A |
| T_{stg} | Storage junction temperature range | | -65 to +175 | $^{\circ}\text{C}$ |
| T_j | Operating junction temperature range | | -55 to +175 | |
| T_L | Maximum temperature for soldering during 10 s at 5 mm from case | | 260 | |

Figure 1: Electrical characteristics (definitions)

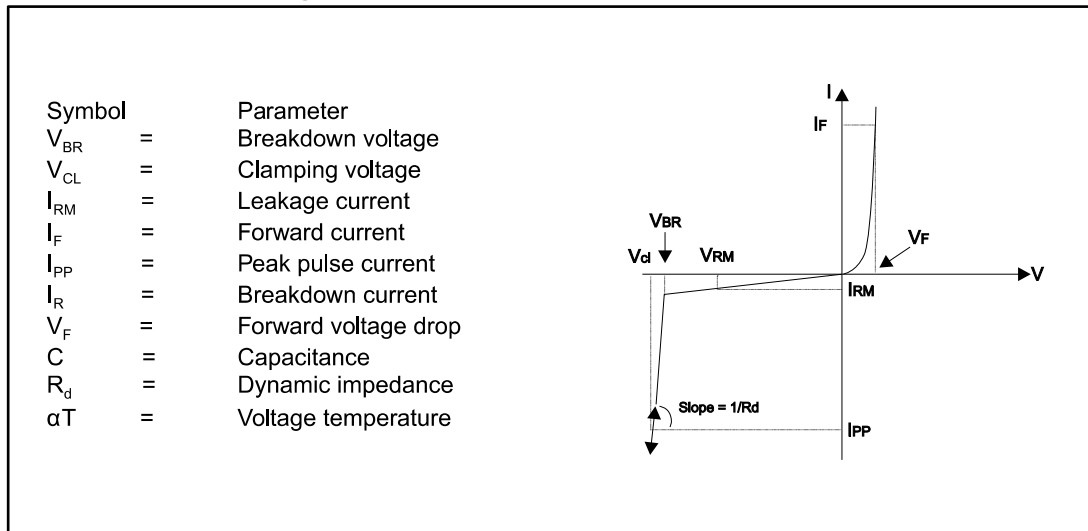


Table 3: Thermal resistances

| Symbol | Parameter | Value | Unit |
|---------------|---|-------|----------------------|
| $R_{th(j-l)}$ | Junction to leads | 60 | $^{\circ}\text{C/W}$ |
| $R_{th(j-a)}$ | Junction to ambient on printed circuit. $L_{lead} = 10\text{ mm}$ | 100 | |

Table 4: Electrical characteristics ($T_{amb} = 25\text{ }^{\circ}\text{C}$)

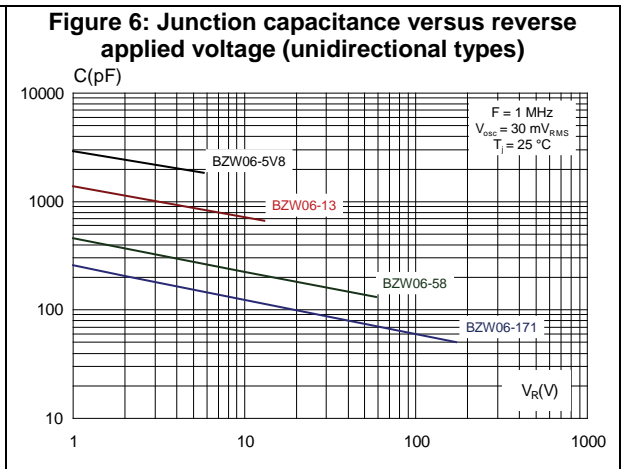
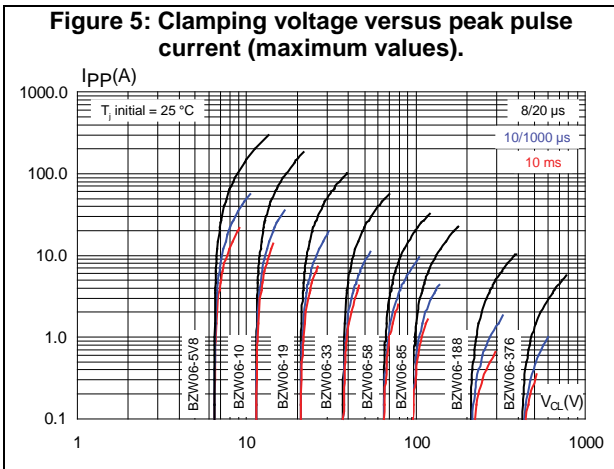
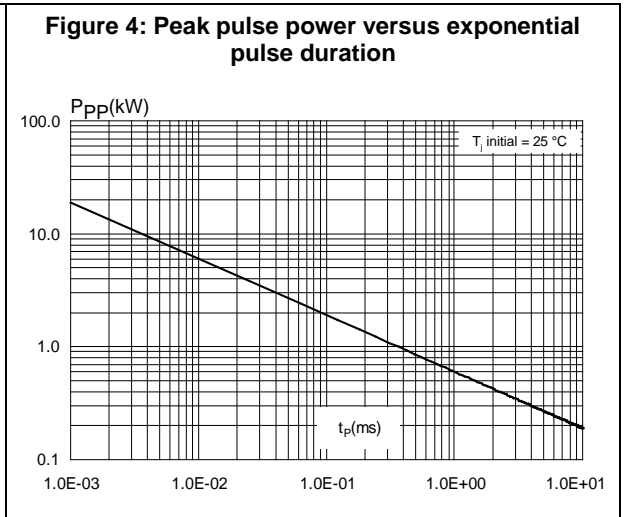
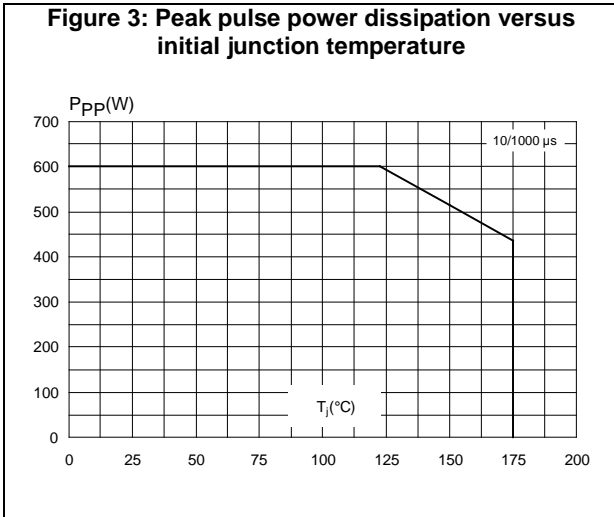
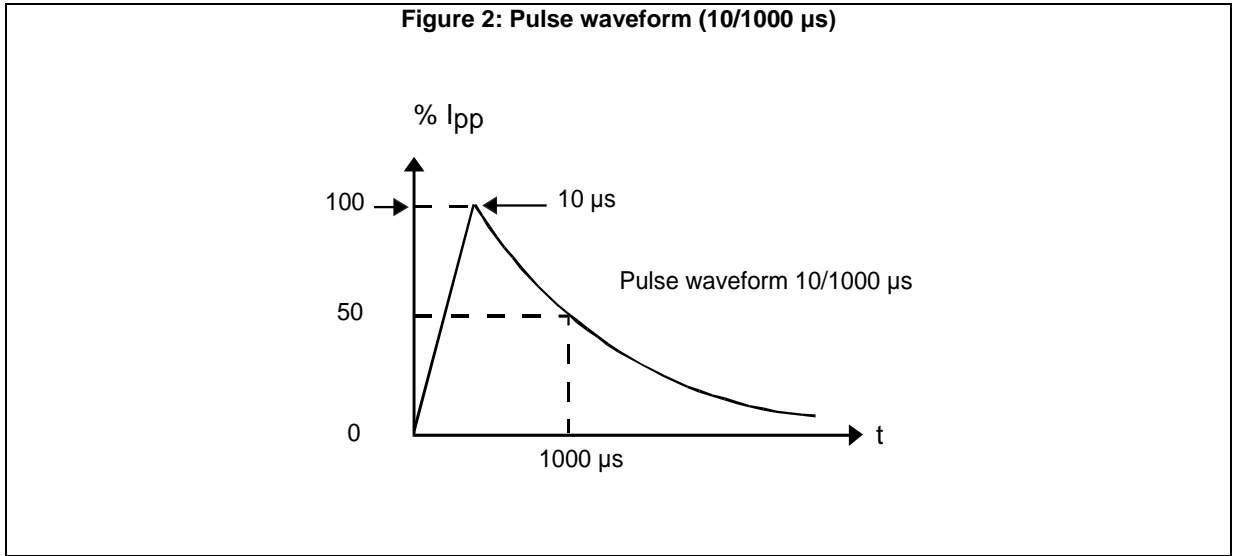
| Types (marking) | | I_{RM} at $V_{RM}^{(1)}$ | | V_{BR} at $I_R^{(2)}$ | | V_{CL} at I_{PP} | | V_{CL} at I_{PP} | | $\alpha T^{(3)}$ | $C^{(4)}$ |
|-----------------|---------------|----------------------------|------|-------------------------|----|-----------------------|------|----------------------|------|----------------------------|-----------|
| | | Max. | | Min. | | Max. | | Max. | | Max. | Typ. |
| Unidirectional | Bidirectional | μA | V | V | mA | 10/1000 μs | | 8/20 μs | | $10^{-4}/^{\circ}\text{C}$ | pF |
| BZW06-5V8 | BZW06-5V8B | 20 | 5.8 | 6.45 | 10 | 10.5 | 57.0 | 13.4 | 298 | 5.7 | 4000 |
| BZW06-6V4 | BZW06-6V4B | 10 | 6.4 | 7.13 | 10 | 11.3 | 53.0 | 14.5 | 276 | 6.1 | 3700 |
| BZW06-8V5 | BZW06-8V5B | 1 | 8.5 | 9.5 | 1 | 14.5 | 41 | 18.6 | 215 | 7.3 | 2800 |
| BZW06-10 | BZW06-10B | 0.2 | 10 | 11.4 | 1 | 16.7 | 36.0 | 21.7 | 184 | 7.8 | 2300 |
| BZW06-13 | BZW06-13B | 0.2 | 13 | 14.3 | 1 | 21.2 | 28.0 | 27.2 | 147 | 8.4 | 1900 |
| BZW06-15 | BZW06-15B | 0.2 | 15 | 17.1 | 1 | 25.2 | 24.0 | 32.5 | 123 | 8.8 | 1600 |
| BZW06-19 | BZW06-19B | 0.2 | 19 | 20.9 | 1 | 30.6 | 19.6 | 39.3 | 102 | 9.2 | 1350 |
| BZW06-20 | BZW06-20B | 0.2 | 20 | 22.8 | 1 | 33.2 | 18.0 | 42.8 | 93 | 9.4 | 1250 |
| BZW06-23 | BZW06-23B | 0.2 | 23 | 25.7 | 1 | 37.5 | 16.0 | 48.3 | 83 | 9.6 | 1150 |
| BZW06-26 | BZW06-26B | 0.2 | 26 | 28.5 | 1 | 41.5 | 14.5 | 53.5 | 75 | 9.7 | 1075 |
| BZW06-28 | BZW06-28B | 0.2 | 28 | 31.4 | 1 | 45.7 | 13.1 | 59 | 68 | 9.8 | 1000 |
| BZW06-31 | BZW06-31B | 0.2 | 31 | 34.2 | 1 | 49.9 | 12.0 | 64.3 | 62 | 9.9 | 950 |
| BZW06-33 | BZW06-33B | 0.2 | 33 | 37.1 | 1 | 53.9 | 11.1 | 69.7 | 57 | 10.0 | 900 |
| BZW06-37 | BZW06-37B | 0.2 | 36.8 | 40.9 | 1 | 59.3 | 10.1 | 76 | 53 | 10.1 | 850 |
| BZW06-40 | BZW06-40B | 0.2 | 40 | 44.7 | 1 | 64.8 | 9.3 | 84 | 48 | 10.1 | 800 |
| BZW06-48 | BZW06-48B | 0.2 | 48 | 53.2 | 1 | 77.0 | 7.8 | 100 | 40 | 10.3 | 700 |
| BZW06-58 | BZW06-58B | 0.2 | 58 | 64.6 | 1 | 92.0 | 6.5 | 121 | 33 | 10.4 | 625 |
| BZW06-70 | BZW06-70B | 0.2 | 70 | 77.9 | 1 | 113 | 5.3 | 146 | 27.0 | 10.5 | 550 |
| BZW06-85 | BZW06-85B | 0.2 | 85 | 95.0 | 1 | 137 | 4.4 | 178 | 22.5 | 10.6 | 500 |
| BZW06-102 | BZW06-102B | 0.2 | 102 | 114 | 1 | 165 | 3.6 | 212 | 19.0 | 10.7 | 450 |
| BZW06-128 | BZW06-128B | 0.2 | 128 | 143 | 1 | 207 | 2.9 | 265 | 15.0 | 10.8 | 400 |
| BZW06-154 | BZW06-154B | 0.2 | 154 | 171 | 1 | 246 | 2.4 | 317 | 12.6 | 10.8 | 360 |
| BZW06-171 | BZW06-171B | 0.2 | 171 | 190 | 1 | 274 | 2.2 | 353 | 11.3 | 10.8 | 350 |
| BZW06-188 | BZW06-188B | 0.2 | 188 | 209 | 1 | 328 | 1.85 | 388 | 10.3 | 10.8 | 330 |
| BZW06-213 | BZW06-213B | 0.2 | 213 | 237 | 1 | 344 | 1.75 | 442 | 9.0 | 11.0 | 310 |
| BZW06-256 | BZW06-256B | 0.2 | 256 | 285 | 1 | 414 | 1.45 | 529 | 7.6 | 11.0 | 290 |
| BZW06-273 | BZW06-273B | 0.2 | 273 | 304 | 1 | 438 | 1.40 | 564 | 7.1 | 11.0 | 280 |
| BZW06-299 | BZW06-299B | 0.2 | 299 | 332 | 1 | 482 | 1.25 | 618 | 6.5 | 11.0 | 271 |
| BZW06-342 | BZW06-342B | 0.2 | 342 | 380 | 1 | 548 | 1.1 | 706 | 5.7 | 11.0 | 360 |
| BZW06-376 | BZW06-376B | 0.2 | 376 | 418 | 1 | 603 | 1 | 776 | 5.7 | 11.0 | 350 |

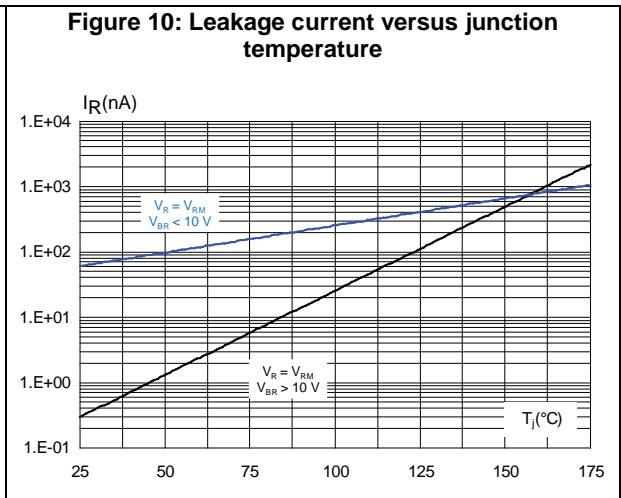
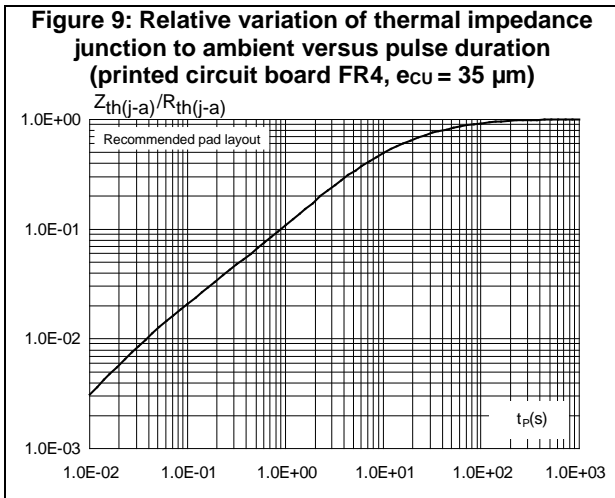
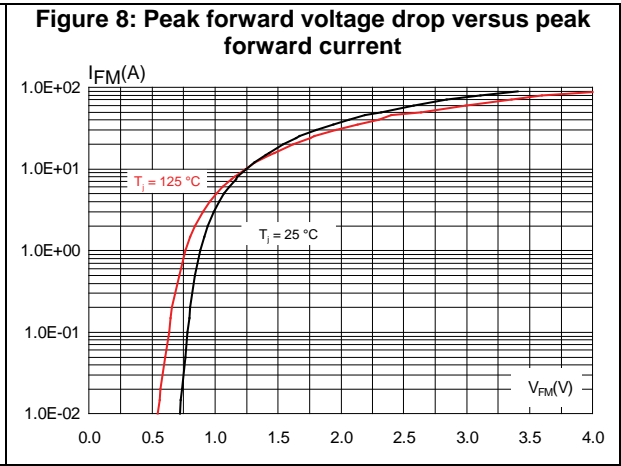
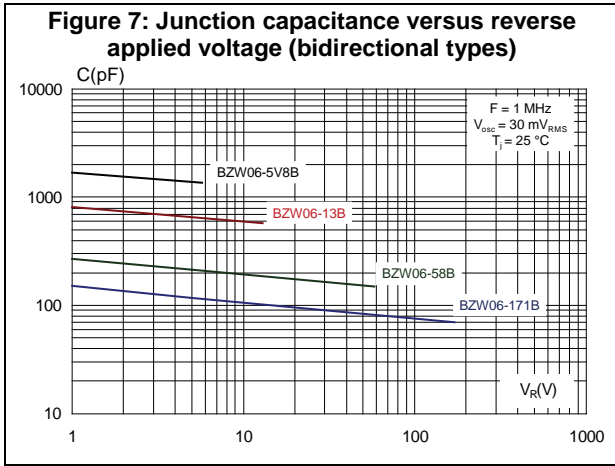
Notes:(1) For bidirectional types having $V_{RM} \leq 10\text{ V}$, I_{RM} is multiplied by 2(2) Pulse test : $t_p < 50\text{ ms}$ (3) To calculate V_{BR} or V_{CL} versus junction temperature, use the following formulas:

$$V_{BR} \text{ at } T_j = V_{BR} \text{ at } 25\text{ }^{\circ}\text{C} \times (1 + \alpha T \times (T_j - 25)) \quad \text{or} \quad V_{CL} \text{ at } T_j = V_{CL} \text{ at } 25\text{ }^{\circ}\text{C} \times (1 + \alpha T \times (T_j - 25))$$

(4) $V_R = 0\text{ V}$, $F = 1\text{ MHz}$. For bidirectional types, capacitance value is divided by 2

1.1 Characteristics (curves)





2 Package information

In order to meet environmental requirements, ST offers these devices in different grades of ECOPACK® packages, depending on their level of environmental compliance. ECOPACK® specifications, grade definitions and product status are available at: www.st.com. ECOPACK® is an ST trademark.

2.1 DO-15 package information

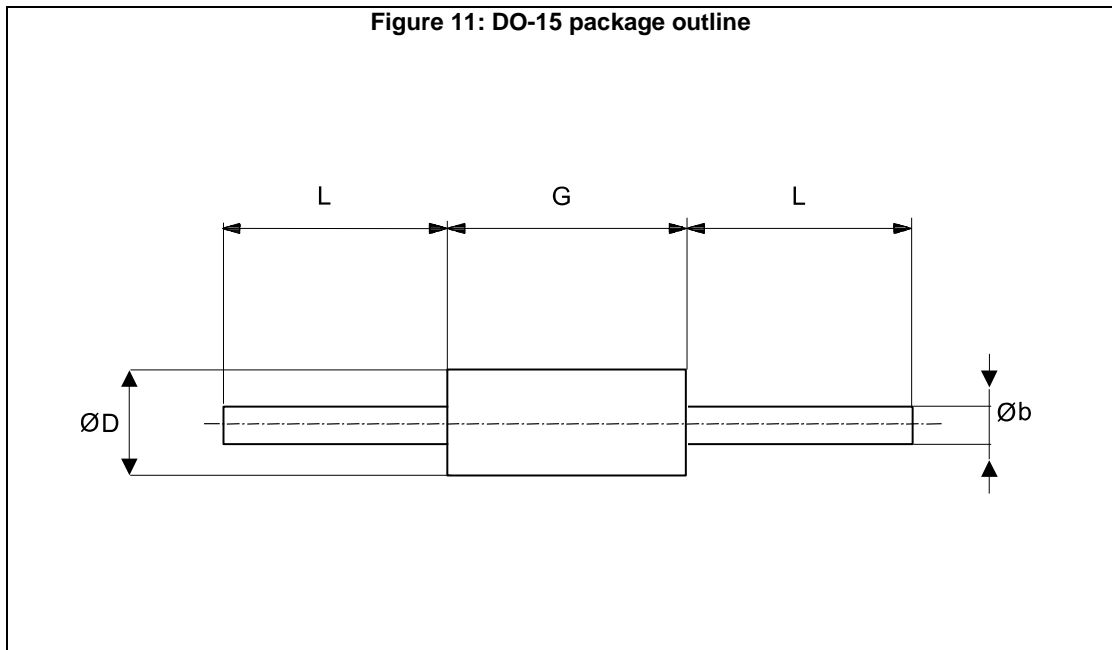


Table 5: DO-15 package mechanical data

| Ref. | Dimensions | | | | | |
|------|-------------|------|------|--------|------|-------|
| | Millimeters | | | Inches | | |
| | Min. | Typ. | Max. | Min. | Typ. | Max. |
| b | 0.71 | - | 0.88 | 0.028 | - | 0.035 |
| D | 2.95 | - | 3.53 | 0.116 | - | 0.139 |
| G | 6.05 | - | 6.75 | 0.238 | - | 0.266 |
| L | 26 | - | 31 | 1.024 | - | 1.22 |

3 Ordering information

Figure 12: Ordering information scheme

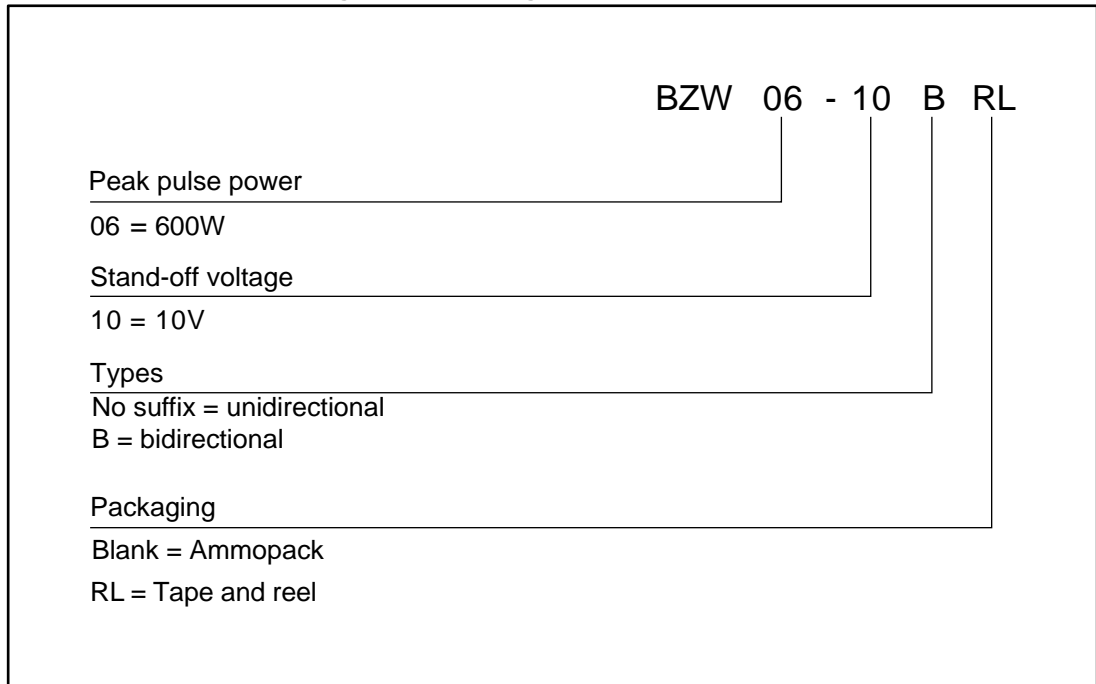


Table 6: Ordering information

| Order code | Marking ⁽¹⁾ | Package | Weight | Base qty. | Delivery mode |
|--------------|-----------------------------|---------|--------|-----------|---------------|
| BZW-06xxxx | See Table 4 | DO-15 | 0.4 g | 1000 | Ammopack |
| BZW-06xxxxRL | | | | 6000 | Tape and reel |

Notes:

⁽¹⁾Marking: logo, data code, type, cathode band (for unidirectional types only)

4 Revision history

Table 7: Document revision history

| Date | Revision | Changes |
|-------------|----------|--|
| Feb-2003 | 3A | Last update. |
| 06-Apr-2017 | 4 | Updated <i>Table 2: "Absolute maximum ratings ($T_{amb} = 25\text{ °C}$)"</i> , <i>Table 4: "Electrical characteristics ($T_{amb} = 25\text{ °C}$)"</i> , <i>Section 5.1: "Characteristics (curves)"</i> and <i>Section 6.1: "DO-15 package information"</i> . |

IMPORTANT NOTICE – PLEASE READ CAREFULLY

STMicroelectronics NV and its subsidiaries ("ST") reserve the right to make changes, corrections, enhancements, modifications, and improvements to ST products and/or to this document at any time without notice. Purchasers should obtain the latest relevant information on ST products before placing orders. ST products are sold pursuant to ST's terms and conditions of sale in place at the time of order acknowledgement.

Purchasers are solely responsible for the choice, selection, and use of ST products and ST assumes no liability for application assistance or the design of Purchasers' products.

No license, express or implied, to any intellectual property right is granted by ST herein.

Resale of ST products with provisions different from the information set forth herein shall void any warranty granted by ST for such product.

ST and the ST logo are trademarks of ST. All other product or service names are the property of their respective owners.

Information in this document supersedes and replaces information previously supplied in any prior versions of this document.

© 2017 STMicroelectronics – All rights reserved