

# General Performance EMC/EMI Filter with Earth Line Choke



- | Rated currents up to 15 A
- | Excellent performance/size ratio
- | Integrated earth line choke
- | Complies with IEC/EN 60601-1
- | Snap-in versions (S and S1 type)
- | Optional wide mounting flanges



## Approvals



(CQC except HI-types)

## Performance indicators

Attenuation performance



Rated current [A]



The FN 9222E IEC inlet filter combines an IEC inlet and mains filter with excellent filter attenuation in a small form factor and integrated earth line choke. Choosing the FN 9222E product line brings you the rapid availability of a standard filter associated with the necessary safety acceptances. Standard IEC connector filters are a practical solution helping you to pass EMI system approval in a short time. A wide selection on amperage ratings, output connections, mounting possibilities and filters for medical applications are designed to offer you the desired solution.

## Technical specifications

<b>Maximum continuous operating voltage</b>	250 VAC, 50/60 Hz
<b>Operating frequency</b>	dc to 400Hz
<b>Rated currents</b>	1 to 15 A @ 50 °C max.
<b>Approvals by rated current</b>	1 to 10 A (ENEC, CQC) 1 to 15 A (UL, CSA)
<b>High potential test voltage</b>	P → PE 2000 VAC for 2 sec (standard types) P → PE 2500 VAC for 2 sec (B types) P → N 1000 VAC for 2 sec
<b>Protection category</b>	IP40 according to IEC 60529
<b>Temperature range (operation and storage)</b>	-25 °C to +85 °C (25/85/21)
<b>Design corresponding to</b>	UL 1283, CSA 22.2 No. 8 1986, IEC/EN 60939
<b>Flammability corresponding to</b>	UL 94 V-2 or better
<b>MTBF @ 40°C/230V (Mil-HB-217F)</b>	1,610,000 hours

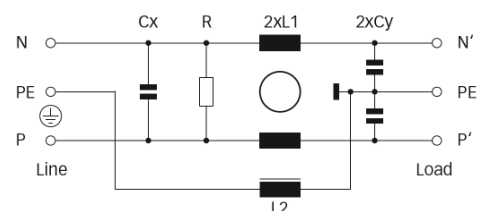
## Features and benefits

- | Exceptional conducted attenuation performance, based on chokes with high saturation resistance and excellent thermal behavior
- | Rear/front or snap-in mounting
- | Optional medical versions (B type) comply with the requirements of IEC/EN 60601-1 for creepage and clearance, leakage current and high potential testing
- | Wide mounting flanges available
- | Different output connections offering maximum flexibility for assembly
- | Without earth line choke see FN 9222 data sheet
- | Custom-specific versions are available on request


## Typical electrical schematic

- | Portable electrical and electronic equipment
- | Small to medium-sized machines and household equipment
- | Single-phase power supplies, switch-mode power supplies
- | Test and measurement equipment
- | Medical equipment
- | Rack mounting equipment

## Typical electrical schematic







## Filter selection table

Filter	Rated current @ 50 °C (25 °C)	Leakage current* @ 250 VAC/50 Hz	Inductance		Capacitance		Resistance R	Output connections 	Weight [g]
			L1 [mH]	L2 [mH]	Cx [µF]	Cy [nF]			
<b>FN 9222Ex-1-06</b>	1 (1.2)	373	12	0.4	0.1	2.2		-06	46
<b>FN 9222Ex-3-06</b>	3 (3.5)	373	2.5	0.4	0.1	2.2		-06	46
<b>FN 9222Ex-6-06</b>	6 (7.2)	373	0.78	0.4	0.1	2.2		-06	46
<b>FN 9222Ex-8-06</b>	8 (10.6)	373	0.5	0.4	0.1	2.2		-06	46
<b>FN 9222Ex-10-06</b>	10 (11.6)	373	0.225	0.1	0.1	2.2		-06	46
<b>FN 9222Ex-12-06</b>	12 (12)	373	0.11	0.1	0.1	2.2		-06	46
<b>FN 9222Ex-15-06</b>	15 (15)	373	0.075	0.1	0.1	2.2		-06	46
<b>FN 9222Ex-12-06HI</b>	12 (12)	373	0.11	0.1	0.1	2.2		-06	46
<b>FN 9222Ex-15-06HI</b>	15 (15)	373	0.075	0.1	0.1	2.2		-06	46
<b>FN 9222ExR-1-06</b>	1 (1.2)	373	12	0.4	0.1	2.2	1000	-06	46
<b>FN 9222ExR-3-06</b>	3 (3.5)	373	2.5	0.4	0.1	2.2	1000	-06	46
<b>FN 9222ExR-6-06</b>	6 (7.2)	373	0.78	0.4	0.1	2.2	1000	-06	46
<b>FN 9222ExR-8-06</b>	8 (10.6)	373	0.5	0.4	0.1	2.2	1000	-06	46
<b>FN 9222ExR-10-06</b>	10 (11.6)	373	0.225	0.1	0.1	2.2	1000	-06	46
<b>FN 9222ExR-12-06</b>	12 (12)	373	0.11	0.1	0.1	2.2	1000	-06	46
<b>FN 9222ExR-15-06</b>	15 (15)	373	0.075	0.1	0.1	2.2	1000	-06	46
<b>FN 9222ExR-12-06HI</b>	12 (12)	373	0.11	0.1	0.1	2.2	1000	-06	46
<b>FN 9222ExR-15-06HI</b>	15 (15)	373	0.075	0.1	0.1	2.2	1000	-06	46
<b>FN 9222ExB-1-06</b>	1 (1.2)	2	12	0.4	0.1		1000	-06	46
<b>FN 9222ExB-3-06</b>	3 (3.5)	2	2.5	0.4	0.1		1000	-06	46
<b>FN 9222ExB-6-06</b>	6 (7.2)	2	0.78	0.4	0.1		1000	-06	46
<b>FN 9222ExB-8-06</b>	8 (10.6)	2	0.5	0.4	0.1		1000	-06	46
<b>FN 9222ExB-10-06</b>	10 (11.6)	2	0.225	0.1	0.1		1000	-06	46
<b>FN 9222ExB-12-06</b>	12 (12)	2	0.11	0.1	0.1		1000	-06	46
<b>FN 9222ExB-15-06</b>	15 (15)	2	0.075	0.1	0.1		1000	-06	46
<b>FN 9222ExB-12-06HI</b>	12 (12)	2	0.11	0.1	0.1		1000	-06	46
<b>FN 9222ExB-15-06HI</b>	15 (15)	2	0.075	0.1	0.1		1000	-06	46

\* Maximum leakage under normal operating conditions. Note: if the neutral line is interrupted, worst case leakage could reach twice this level.

Product selector

FN 9222Exx-yy-..HI-zz

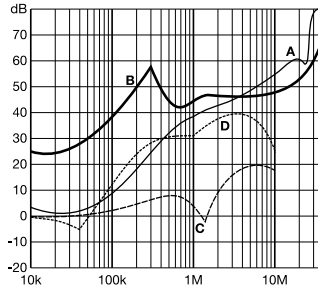
- Blank: Snap-in range for S version only
- Blank: Snap-in range 0.7 to 1.5mm
- 20: Snap-in range 1.5 to 2.2mm
- Blank: Standard IEC inlet type C14
- HI: Hot IEC inlet type C16 (12 and 15A types only)
- 06: Faston 6.3 x 0.8mm (spade/soldering)
- 1 to 15: Rated current
- Blank: Standard version
- R: Bleed resistor
- B: Medical version (with bleed resistor and without Y2-capacitor)
-  Blank: Standard housing with mounting flanges
-  U: Housing with wider mounting flanges
-  S: Snap-in version, snapper on vertical side
-  S1: Snap-in version, snapper on horizontal side

For example: FN 9222E-15-06, FN 9222ES1B-10-06-20, FN 9222ER-12-06HI, FN 9222EUB-8-06-20

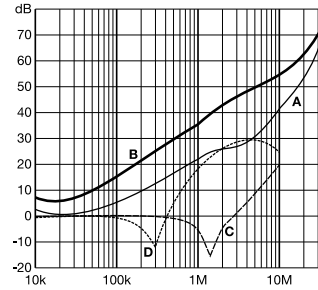
### Typical filter attenuation

Per CISPR 17; A = 50 Ω/50 Ω sym; B = 50 Ω/50 Ω asym; C = 0.1 Ω/100 Ω sym; D = 100 Ω/0.1 Ω sym

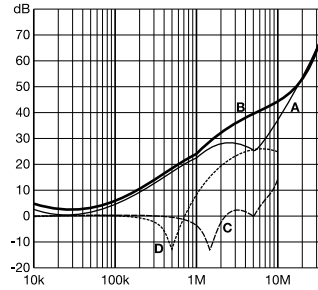
1 and 3 A types



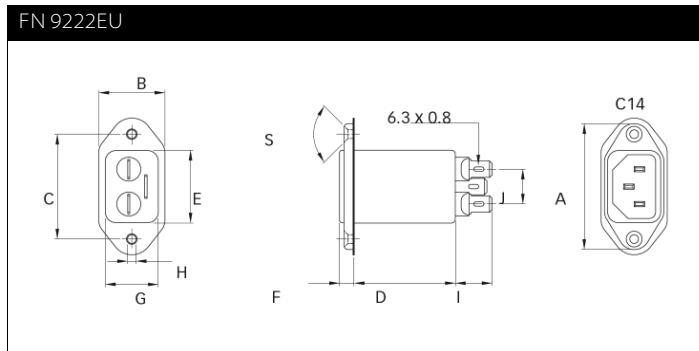
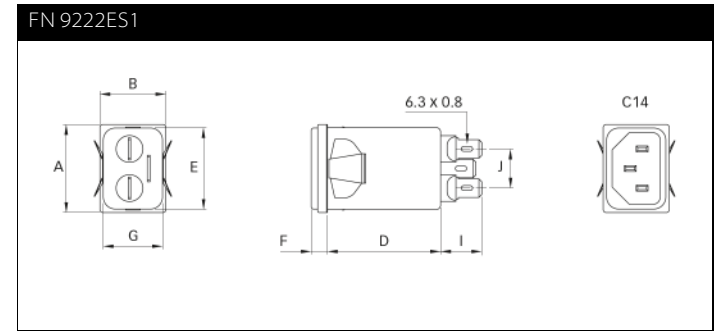
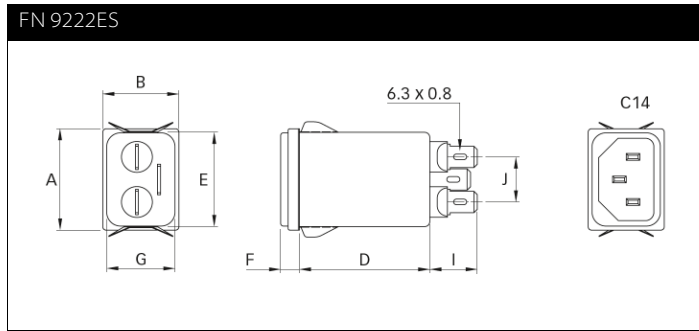
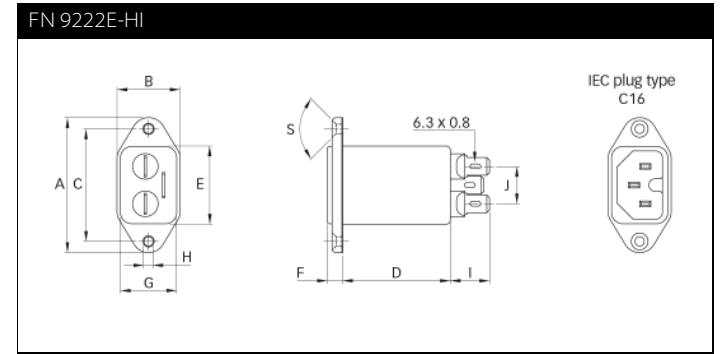
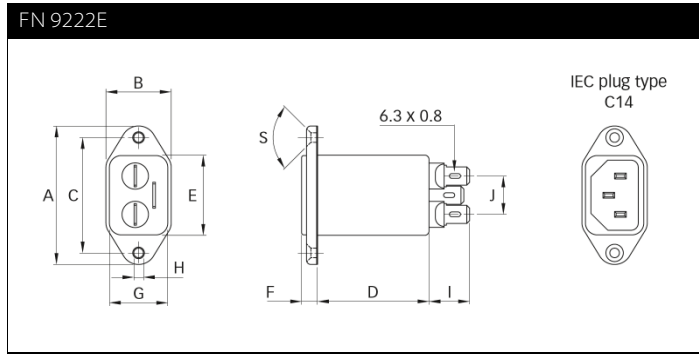
6 to 10 A types

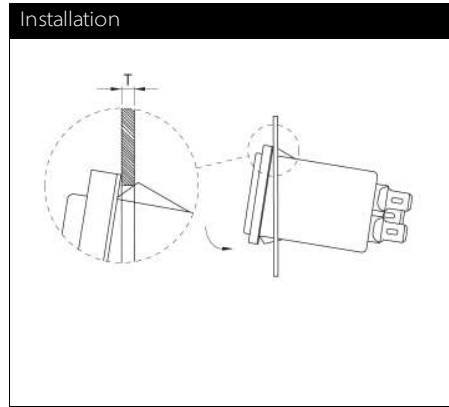
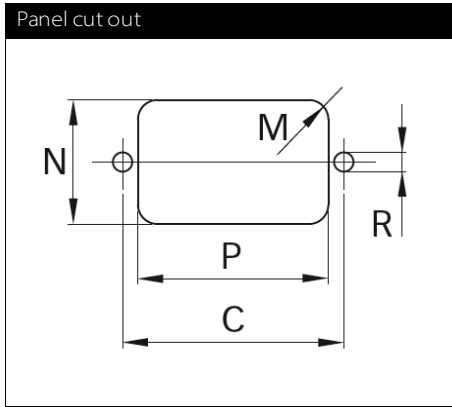


12 and 15 A types



### Mechanical data





## Dimensions

	FN 9222E	FN 9222EU	FN 9222ES	FN 9222ES1	FN 9222E-HI
<b>A</b>	48	53	29.9	29.9	48
<b>B</b>	22.5	25	22.4	22.4	22.5
<b>C</b>	40 ±0.2	40 ±0.2			40 ±0.2
<b>D</b>	46.8	46.8	46.8	46.8	46.8
<b>E</b>	27.8	27.8	27.8	27.8	27.8
<b>F</b>	5.5	5.5	5.5	5.5	5.5
<b>G</b>	20.1	20.1	20.1	20.1	20.1
<b>H</b>	Ø 3.3	Ø 3.3			Ø 3.3
<b>I</b>	14	14	14	14	14
<b>J</b>	13.3	13.3	13.3	13.3	13.3
<b>M</b>	R ≤ 3	R ≤ 3	R ≤ 1.5	R ≤ 1.5	R ≤ 3
<b>N</b>	21.5	21.5	20.8	21.9	21.5
<b>P</b>	28.5	28.5	29.4	28.5	28.5
<b>R</b>	M3	M3			M3
<b>S</b>	90°	90°			90°
<b>T*</b>			0.7 - 1.5	0.7 - 1.5	
<b>T*</b>			1.5 - 2.2	1.5 - 2.2	

\* For selecting the panel thickness, please refer to the filter selector table.

All dimensions in mm; 1 inch = 25.4 mm  
Tolerances according: ISO 2768-m / EN 22768-m

Please visit [www.schaffner.com](http://www.schaffner.com) to find more details on filter connectors.



## Headquarters, global innovation and development center

### Switzerland

#### Schaffner Group

Nordstrasse 11  
4542 Luterbach  
T +41 32 6816 626  
F +41 32 6816 630  
[info@schaffner.com](mailto:info@schaffner.com)  
<http://www.schaffner.com>



## Sales and application centers

### China

#### Schaffner EMC Ltd. Shanghai

T20-3, No 565 Chuangye Road  
Pudong New Area  
201201 Shanghai  
T +86 21 3813 9500  
F +86 21 3813 9501 / 02  
[cschina@schaffner.com](mailto:cschina@schaffner.com)  
<http://www.schaffner.com.cn/>

### Finland

#### Schaffner Oy

Sauvonrinne 19 H  
08500 Lohja  
T +358 19 35 72 71  
[finlandsales@schaffner.com](mailto:finlandsales@schaffner.com)

### France

#### Schaffner EMC S.A.S.

112, Quai de Bezons  
Boîte postale 133  
95103 Argenteuil  
T +33 1 34 34 30 60  
F +33 1 39 47 02 28  
[francesales@schaffner.com](mailto:francesales@schaffner.com)

### Germany

#### Schaffner Deutschland GmbH

Schoemperlenstrasse 12B  
76185 Karlsruhe  
T +49 721 56910  
F +49 721 569110  
[germanysales@schaffner.com](mailto:germanysales@schaffner.com)

### Italy

#### Schaffner EMC S.r.l.

Via Galileo Galilei 47  
20092 Cinisello Balsamo (MI)  
T +39 02 66 04 30 45/47  
F +39 02 61 23 943  
[italysales@schaffner.com](mailto:italysales@schaffner.com)

### Japan

#### Schaffner EMC K.K.

1-32-12, Kamiyama, Setagaya-ku  
7F Mitsui-seimei Sangenjaya Bldg.  
154-0011 Tokyo  
T +81 3 5712 3650  
F +81 3 5712 3651  
[japansales@schaffner.com](mailto:japansales@schaffner.com)  
<http://www.schaffner.jp>

### Singapore

#### Schaffner EMC Pte Ltd.

Blk 3015A Ubi Road 1  
05-09 Kampong Ubi Industrial Estate  
408705 Singapore  
T +65 6377 3283  
F +65 6377 3281  
[singaporesales@schaffner.com](mailto:singaporesales@schaffner.com)

### Spain

#### Schaffner EMC España

Calle Caléndula 93  
Miniparc III, Edificio E  
El Soto de la Moraleja  
Alcobendas  
28109 Madrid  
T +34 618 176 133  
[spainsales@schaffner.com](mailto:spainsales@schaffner.com)

### Sweden

#### Schaffner EMC AB

Turebergstorg 1, 6  
19147 Sollentuna  
T +46 8 5792 1121 / 22  
F +46 8 92 96 90  
[swedensales@schaffner.com](mailto:swedensales@schaffner.com)

### Switzerland

#### Schaffner EMV AG

Nordstrasse 11  
4542 Luterbach  
T +41 32 6816 626  
F +41 32 6816 641  
[sales@schaffner.ch](mailto:sales@schaffner.ch)

### Taiwan R.O.C.

#### Schaffner EMV Ltd.

6 Floor, No. 413  
Rui Guang Road  
114 Neihu District Taipei City  
T +886 2 87525050  
F +886 2 87518086  
[taiwansales@schaffner.com](mailto:taiwansales@schaffner.com)

### Thailand

#### Schaffner EMC Co. Ltd.

Northern Region Industrial Estate  
67 Moo 4 Tambon Ban Klang  
Amphur Muang P.O. Box 14  
51000 Lamphun  
T +66 53 58 11 04  
F +66 53 58 10 19  
[thailandsales@schaffner.com](mailto:thailandsales@schaffner.com)

### UK

#### Schaffner Ltd.

5 Ashville Way  
Molly Millars Lane  
Wokingham  
RG41 2PL Berkshire  
T +44 118 9770070  
F +44 118 9792969  
[uksales@schaffner.com](mailto:uksales@schaffner.com)  
<http://www.schaffner.uk.com>

### USA

#### Schaffner EMC Inc.

52 Mayfield Avenue  
08837 Edison, New Jersey  
T +1 800 367 5566  
T +1 732 225 9533  
F +1 732 225 4789  
[usasales@schaffner.com](mailto:usasales@schaffner.com)  
<http://www.schaffner.com/us>

#### Schaffner MTC LLC

6722 Thirlane Road  
24019 Roanoke, Virginia  
T +1 276 228 7943  
F +1 276 228 7953  
<http://www.schaffner-mtc.com>

#### Schaffner Trencos LLC

2550 Brookpark Road  
44134 Cleveland, Ohio  
T +1 216 741 5282  
F +1 216 741 4860  
[www.schaffner-trencos.com](http://www.schaffner-trencos.com)

To find your local partner within Schaffner's global network: [www.schaffner.com](http://www.schaffner.com)

© 2014 Schaffner Group

The content of this document has been carefully checked and understood. However, neither Schaffner nor its subsidiaries assume any liability whatsoever for any errors or inaccuracies of this document and the consequences thereof. Published specifications are subject to change without notice. Product suitability for any area of application must ultimately be determined by the customer. In all cases, products must never be operated outside their published specifications. Schaffner does not guarantee the availability of all published products. This disclaimer shall be governed by substantive Swiss law and resulting disputes shall be settled by the courts at the place of business of Schaffner Holding AG. Latest publications and a complete disclaimer can be downloaded from the Schaffner website. All trademarks recognized.