


# Harmony™ XB4/XB5 22 mm push buttons for harsh environments

Catalog  
2013





# Harmony™ XB4/XB5 22 mm push buttons provide a winning solution for harsh environments

Applications today demand high performance in harsh environments. Outdoor use of machinery, high pressure cleaning, and exposure to extreme temperature conditions are common...and can adversely affect the performance of HMI devices.

## > Designed for high performance

Complete product offer for your applications in harsh environments

## > Built on proven quality

Robust and rugged construction means high reliability and long life

## > Common accessories and complementary functions

Worldwide availability

## Contents

Harmony XB4/XB5 benefits for harsh environments .....	3
<b>22 mm push buttons</b>	
Harmony XB4 metal .....	6
Harmony XB5 plastic.....	11
Harmony XB4 and XB5 common components .....	16
Product reference index .....	18

Make the most of your energy





# Designed for high performance

Harmony™ XB4/XB5 push buttons for harsh environments are designed for the most difficult of applications. As the market leader in control and signalling products, Schneider Electric has the knowledge and experience to meet these exacting demands.

## > Rugged design and protection


- External boot keeps water and dust out of the head, as well as the panel
- Large diameter head can be operated with gloved hand

**IP66  
IP69K**  
performance



## > Unique and innovative marking system

- Clear marking, with high contrast symbols or text
- UV resistant for high performance and long life
- Marking is customizable to your application



**100%**  
customizable  
head marking



## Built on proven quality

Harmony™ push buttons for harsh environments are the perfect addition to Schneider Electric's world-leading XB4 and XB5 product families – products that have provided over 10 years of proven quality and high performance.

### > Complete product range

These push buttons are available in XB4 metal bodied and XB5 plastic bodied versions. Both are fitted with an external boot to protect the head against liquid and dust.

More than  
**200 million**  
products in service



## Common accessories

Uses mounting collars and contact blocks from the XB4 and XB5 product families – simplifying ordering and inventory.

### > ... and complementary functions to complete your solution

- Booted push buttons, selector switches, key operated switches
- Emergency Stop devices
- Illuminated functions for status indication
- Protective guard to limit accidental operation
- Protective boot for high dust environments to limit contact block pollution



**Worldwide**  
product availability



Industrial vehicles



Outdoor machinery



Mining equipment



Marine



Harmony XB4



Harmony XB5



# Harmony™ XB4 metal 22 mm push buttons

Push buttons and switches for harsh environments  
Spring return push buttons, unmarked or with marking

Assembly of other products using body/contact assemblies: see page 16.

## Push buttons with integrated bellow

Shape of head	Color of push	Symbol	Reference	Weight kg
<b>Heads only, 37 mm (IP 66 + IP 69K) without marking</b>				
 Flush	White	–	ZB4BC180	0.036
	Black	–	ZB4BC280	0.036
	Green	–	ZB4BC380	0.036
	Red	–	ZB4BC480	0.036
	Yellow	–	ZB4BC580	0.036
	Blue	–	ZB4BC680	0.036
	Grey	–	ZB4BC780	0.036
	Light blue	–	ZB4BC980	0.036




ZB4BC580



ZB4BC28001

## Heads only, 37 mm (IP 66 + IP 69K) with marking (1)

 Flush	Black	Bell	ZB4BC28001	0.036
		0	ZB4BC28021	0.036
	White	I	ZB4BC18023	0.036
	Red	0	ZB4BC48021	0.036
	Green	I	ZB4BC38023	0.036



ZBZ1902



ZBZ60

## Accessories

Description	Function	Reference	Weight kg
Protective guard in plastic	Protection against accidental operation	ZBZ1902 (2)	0.010



Contact + ZB4BC28001

Boot for contact block ZBE10●, ZBE10●3 and ZBE50● (3)	Protection against liquid and dust ingress	ZBZ	0.098
---	---	-----	-------

## Other versions

Customization with other texts or symbols  
Please consult our Customer Care Center.



Contact + ZB4BC28001RA

- (1) Heads are mounted relative to the position of the contact blocks:  
 - contact blocks are normally used in the "vertical" position.  
 - to mount the contact block in the "horizontal" position, it is necessary to order an alternative head with the symbol rotated by 90°. Please add the suffix "RA" in the end of the references for alternative heads of your choice.  
 Example: ZB4BC28001 becomes ZB4BC28001RA.  
 (2) For heads with the RA suffix (ZB4BC●●●●RA) used with a guard, it is necessary to order the dedicated guard ZBZ1902RA.  
 (3) Restriction for use: refer to the product instruction sheet at [www.schneider-electric.com](http://www.schneider-electric.com).



# Harmony™ XB4 metal 22 mm push buttons

Push buttons and switches for harsh environments  
Spring return push buttons, unmarked


Assembly of other products using body/contact assemblies: see page 16.

## Push buttons with silicone booted head



Screw clamp terminal connections (Schneider Electric anti-retightening system)

Shape of head	Type of push	Type of contact		Color of push	Reference	Weight kg
						
		N/O	N/C			



### Complete units (IP 66 + IP 69K)

Shape of head	Type of push	Type of contact	Color of push	Reference	Weight kg
	Booted, clear silicone (color of push unobscured)	1	Black	<b>XB4BP21</b> (ZB4BZ101 + ZB4BP2)	0.082
		–	Green	<b>XB4BP31</b> (ZB4BZ101 + ZB4BP3)	0.082
		–	Yellow	<b>XB4BP51</b> (ZB4BZ101 + ZB4BP5)	0.082
		–	Blue	<b>XB4BP61</b> (ZB4BZ101 + ZB4BP6)	0.082
		–	Red	<b>XB4BP42</b> (ZB4BZ102 + ZB4BP4)	0.082
–	–	1			

### Silicone booted heads only, with increased protection (IP 66 + IP 69K)

Shape of head	Type of push	Type of contact	Color of push	Reference	Weight kg
	Flush Clear boot (1) For insertion of protected legend within head (2)	–	White	<b>ZB4BP18</b>	0.034
		–	Green	<b>ZB4BP38</b>	0.034
		–	Red	<b>ZB4BP48</b>	0.034
		–	Yellow	<b>ZB4BP58</b>	0.034
		–	Blue	<b>ZB4BP68</b>	0.034
	Projecting Clear boot (1)	–	White	<b>ZB4BP1</b>	0.031
		–	Black	<b>ZB4BP2</b>	0.031
		–	Green	<b>ZB4BP3</b>	0.031
		–	Red	<b>ZB4BP4</b>	0.031
		–	Yellow	<b>ZB4BP5</b>	0.031
		–	Blue	<b>ZB4BP6</b>	0.031

### Silicone booted heads only, standard for mounting with legend holder (IP 66)

Shape of head	Type of push	Type of contact	Color of push	Reference	Weight kg
	Flush Colored boot	–	White	<b>ZB4BP1S</b>	0.034
		–	Black	<b>ZB4BP2S</b>	0.034
		–	Green	<b>ZB4BP3S</b>	0.034
		–	Red	<b>ZB4BP4S</b>	0.034
		–	Yellow	<b>ZB4BP5S</b>	0.034
		–	Blue	<b>ZB4BP6S</b>	0.034
	Flush Clear membrane For insertion of protected legend within head (2)	–	White	<b>ZB4BP183</b>	0.026
		–	Green	<b>ZB4BP383</b>	0.026
		–	Red	<b>ZB4BP483</b>	0.026
		–	Yellow	<b>ZB4BP583</b>	0.026
		–	Blue	<b>ZB4BP683</b>	0.026

## Transparent boots for push buttons

Description	For use with push button types	Sold in lots of	Unit reference	Weight kg
Single boots (1)	Flush with circular head	10	<b>ZBPA</b>	0.002
	Projecting with circular head and push-push version	10	<b>ZBP0</b>	0.002
	Flush or projecting with circular head for food industry applications	10	<b>ZBP0A</b>	0.002

## Colored boots

Description	Color	For use with	Sold in lots of	Unit reference	Weight kg
Colored boots (3)	Black	ZB4BP2S	10	<b>ZBP012</b>	0.003
	Green	ZB4BP3S	10	<b>ZBP013</b>	0.003
	Red	ZB4BP4S	10	<b>ZBP014</b>	0.003
	Yellow	ZB4BP5S	10	<b>ZBP015</b>	0.003
	Blue	ZB4BP6S	10	<b>ZBP016</b>	0.003

## Heads with black metal bezel

To order, add a figure 7 to the references selected from above.

Example: **ZB4BP18** becomes **ZB4BP187**.

(1) Permissible panel thickness 1 to 5 mm, cannot be used with legend holders.

(2) To order a legend for insertion within the head, please consult our website [www.schneider-electric.com](http://www.schneider-electric.com).

(3) Can be replaced without dismantling the head.



XB4BP42



ZB4BP58



ZB4BP3S



ZB4BP183



ZBP0

# Harmony™ XB4 metal 22 mm push buttons

Push buttons and switches for harsh environments  
Multiple headed push buttons, spring return

Assembly of other products using body/contact assemblies: see page 16.



XB4BL73415



ZB4BA7121



ZB4BL7341



XB4BW73731●5



ZB4BW7A1721



ZB4BW7A3741

Double-headed push buttons (1)						
Screw clamp terminal connections (Schneider Electric anti-retightening system)						
Shape of head	Description	Type of contact		Color and marking of caps (2)	Reference	Weight kg
		N/O	N/C			

Complete units (IP 66 + IP 69K)						
	2 pushes (1 flush black + 1 projecting red)	1	1	White "1" on green background White "0" on red background	<b>XB4BL73415</b>	0.116

Heads only (IP 66 + IP 69K)						
	2 flush black pushes			White background + black background, unmarked	<b>ZB4BA7120</b>	0.056
				Black "1" on white background White "0" on black background	<b>ZB4BA7121</b>	0.056
				Green background + red background, unmarked	<b>ZB4BA7340</b>	0.056
				White "1" on green background White "0" on red background	<b>ZB4BA7341</b>	0.056
				Without cap (3)	<b>ZB4BA79</b>	0.056

	1 flush black push 1 projecting red push			Green background + red background, unmarked	<b>ZB4BL7340</b>	0.056
				White "1" on green background White "0" on red background	<b>ZB4BL7341</b>	0.056

Double-headed push buttons + 1 white central pilot light block (1)							
Screw clamp terminal connections (Schneider Electric anti-retightening system)							
Shape of head	Description	Type of contact		Color and marking of caps (2)	Pilot light voltage V	Reference	Weight kg
		N/O	N/C				

Complete units (IP 66 + IP 69K)							
	1 flush black push 1 projecting red push 1 white central pilot light block	1	1	White "1" on green background White "0" on red background	24	<b>XB4BW73731B5</b>	0.130
					120	<b>XB4BW73731G5</b>	0.130
					240	<b>XB4BW73731M5</b>	0.130

Heads only (IP 66 + IP 69K) (5)							
	2 flush black pushes 1 clear central pilot light (4)			White background + black background, unmarked		<b>ZB4BW7A1720</b>	0.056
				Black "1" on white background White "0" on black background		<b>ZB4BW7A1721</b>	0.056
				Green background + red background, unmarked		<b>ZB4BW7A3740</b>	0.056
				White "1" on green background White "0" on red background		<b>ZB4BW7A3741</b>	0.056
				Black "1" on white background White "0" on black background		<b>ZB4BW7A1724</b>	0.056
				Black "+" on white background Black "-" on white background		<b>ZB4BW7A1715</b>	0.056
				Without cap (3)		<b>ZB4BW7A9</b>	0.056

	1 flush black push 1 projecting red push 1 clear central pilot light (4)			Green background + red background, unmarked		<b>ZB4BW7L3740</b>	0.056
				White "1" on green background White "0" on red background		<b>ZB4BW7L3741</b>	0.056

### Heads with black metal bezel

To order, add the suffix 7 to the references selected above. Example: **ZB4BA7120** becomes **ZB4BA71207**.

(1) Recommended maximum number of contacts constituting the body (mounting collar + contact) associated with the head, please consult our website [www.schneider-electric.com](http://www.schneider-electric.com).

(2) These caps are fitted by Schneider Electric and cannot be removed (risk of damage).

(3) Caps to be ordered separately: see page opposite.

(4) Color of centrally positioned pilot light determined by the color of the LED incorporated in the body sub-assembly.

(5) Only for use with bodies comprising a light source with integral LED.






# Harmony™ XB4 metal 22 mm push buttons

Push buttons and switches for harsh environments  
Multiple headed push buttons, spring return


Assembly of other products using body/contact assemblies: see page 16.

## Triple-headed push buttons (1) (2)


Screw clamp terminal connections (Schneider Electric anti-retightening system)

Shape of head	Description	Type of contact	Color and marking of caps (3)	Reference	Weight kg
		 N/O			
		 N/C			
		 N/O			

### Complete units (IP 66 + IP 69K)

	2 flush black pushes + 1 central projecting red push marked "Stop" in white	1	1	1	White "I" on green background White "II" on green background	<b>XB4BA731327</b>	0.128
					Black "→" on white background White "←" on black background	<b>XB4BA711237</b>	0.128

### Heads only (IP 66 + IP 69K)

	2 flush black pushes + 1 central projecting red push marked "Stop" in white				White "I" on green background White "II" on green background	<b>ZB4BA73132</b>	0.056
					White "←" on green background White "→" on green background	<b>ZB4BA73133</b>	0.056
					White "↑" on green background White "↓" on green background	<b>ZB4BA73134</b>	0.056
					White "+" on green background White "-" on green background	<b>ZB4BA73135</b>	0.056
					Black "+" on white background Black "-" on white background	<b>ZB4BA71115</b>	0.056
					Black "→" on white background White "←" on black background	<b>ZB4BA71123</b>	0.056
					Black "↑" on white background White "↓" on black background	<b>ZB4BA71124</b>	0.056
					White "↑" on black background White "↓" on black background	<b>ZB4BA72124</b>	0.056
					Without cap (4)	<b>ZB4BA791</b>	0.056

## Specific accessories for multiple-headed push buttons

Description	Background color	Marking	Sold in lots of	Reference	Weight kg
Caps only for clip-on mounting (5) on: - ZB4BA79 double-headed push buttons - ZB4BW7A9 double-headed push buttons + central pilot light block - ZB4BA791 triple-headed push buttons	White	Unmarked	10	<b>ZBA71</b>	0.010
		"I" black	10	<b>ZBA7131</b>	0.010
		"→" black	10	<b>ZBA7134</b>	0.010
		"+" black	10	<b>ZBA7138</b>	0.010
	Black	Unmarked	10	<b>ZBA72</b>	0.010
		"O" white	10	<b>ZBA7232</b>	0.010
		"+" white	10	<b>ZBA7233</b>	0.010
		"→" white	10	<b>ZBA7235</b>	0.010
	Green	"I" white	10	<b>ZBA7237</b>	0.010
		Unmarked	10	<b>ZBA73</b>	0.010
		"I" white	10	<b>ZBA7331</b>	0.010
		"+" white	10	<b>ZBA7333</b>	0.010
Red	"↑" white	10	<b>ZBA7335</b>	0.010	
	"II" white	10	<b>ZBA7336</b>	0.010	
	Unmarked	10	<b>ZBA74</b>	0.010	
	"O" white	10	<b>ZBA7432</b>	0.010	
Yellow	Unmarked	10	<b>ZBA75</b>	0.010	
Blue	Unmarked	10	<b>ZBA76</b>	0.010	

Clear silicone boots (6)	For 2 flush pushes	–	10	<b>ZBA708</b>	0.055
	For 3 pushes	–	10	<b>ZBA709</b>	0.055
	For 1 flush push + 1 projecting push	–	10	<b>ZBA710</b>	0.055

## Heads with black metal bezel

To order, add the suffix 7 to the references selected above.

Example: **ZB4BA73132** becomes **ZB4BA731327**.

(1) Recommended maximum number of contacts constituting the body (mounting collar + contact) associated with the head, please consult our website [www.schneider-electric.com](http://www.schneider-electric.com).

(2) Not compatible with high power switching contacts and contacts for printed circuit board.

(3) These caps are fitted by Schneider Electric and cannot be removed (risk of damage).

(4) Caps to be ordered separately: see accessories on this page.

(5) Can be clipped-in at 90° steps, through 360°.

(6) Can be replaced without dismantling the head.



XB4BA731327



ZB4BA73133



ZB4BA71124



ZBA7235



ZBA7331



ZBA7432



ZBA709

# Harmony™ XB4 metal 22 mm push buttons

Push buttons and switches for harsh environments  
Selector switches and key switches

Assembly of other products using body/contact assemblies: see page 16.

## Selector switches with standard handle and key switches Screw clamp terminal connections (Schneider Electric anti-retightening system)



ZB4BD4

Shape of head	Type of operator	Positions Number	Type	Reference	Weight kg			
<b>Heads only (IP 66 + IP 69K)</b>								
	Selector switch with standard handle, black	2-position 90°	Stay put		ZB4BD2	0.040		
			Spring return from right to left		ZB4BD4	0.045		
		3-position ± 45°	Stay put		ZB4BD3	0.040		
			Spring return to center		ZB4BD5	0.040		
			Spring return from left to center		ZB4BD7	0.040		
			Spring return from right to center		ZB4BD8	0.040		
			Key switch with key n° 455 (1) (2)	2-position 90°	Stay put		ZB4BG2	0.098
							ZB4BG02	0.098
3-position ± 45°					ZB4BG4	0.098		
	Spring return from right to left				ZB4BG6	0.098		
					ZB4BG0	0.098		
					ZB4BG03	0.098		
					ZB4BG04	0.098		
					ZB4BG3	0.098		
				ZB4BG5	0.098			
				ZB4BG9	0.098			
		ZB4BG09	0.098					



ZB4BG0

## Heads with black metal bezel

For heads with standard black handle only. To order, add the suffix 7 to the references selected from above.  
Example: ZB4BD2 becomes ZB4BD27.

## Replacement keys

Description	Key number	Reference	Weight kg
<b>Keys for booted selector switches</b>			
Sets of 2 keys, one of which supplied booted (rubber boot)	455	ZBG455P	—
	421E	ZBG421EP	—
	458A	ZBG458AP	—
	520E	ZBG520EP	—
	3131A	ZBG3131AP	—



ZBG455P

## Accessory for key switches (3)

Description	Function	Reference	Weight kg	
Keyhole cover (rubber cover)	Protection of lock barrel when no key inserted in lock	ZBGP	0.005	
<b>Boot for standard handle</b>				
Description	For use with	Sold in lots of	Unit reference	Weight kg
Boot for standard handle	ZB4BD●	5	ZBDD2	0.005



ZBGP



ZBDD2

(1) The symbol indicates key withdrawal position(s).  
(2) For specific keys with other numbers, please consult your Customer Care Center.  
(3) Not compatible with products with key TEC10.

# Harmony™ XB5 plastic 22 mm push buttons


Push buttons and switches for harsh environments  
Spring return push buttons, unmarked or with marking

Assembly of other products using body/contact assemblies: see page 16.



ZB5AC680

## Push buttons with integrated bellow

Shape of head	Color of push	Reference	Weight kg
<b>Heads only, 37 mm (IP 66 + IP 69K) without marking</b>			
Flush 	White	ZB5AC180	0.024
	Black	ZB5AC280	0.024
	Green	ZB5AC380	0.024
	Red	ZB5AC480	0.024
	Yellow	ZB5AC580	0.024
	Blue	ZB5AC680	0.024
	Grey	ZB5AC780	0.024
	Light blue	ZB5AC980	0.024

## Heads only, 37 mm (IP 66 + IP 69K) with marking

**Other versions** Customization with marking at your choice (texts or symbols)  
Rotation of head for horizontal mounting of the contact block (1)  
Please consult our Customer Care Center.



ZBZ1902

## Accessories

Description	Function	Reference	Weight kg
<b>Protective guard in plastic</b>	Protection against accidental operation	ZBZ1902 (2)	0.010
<b>Boot for contact block</b> ZBE10●, ZBE10●3 and ZBE50● (3)	Protection against liquid and dust ingress	ZBZ60	0.098



ZBZ60

(1) Heads are mounted relative to the position of the contact blocks: contact blocks are normally used in the "vertical" position. It is necessary to order an alternative head with the symbol rotated by 90° in order to mount the contact block in the "horizontal" position (see images on page 6). Please add the suffix "RA" in the end of the references for alternative heads of your choice.

(2) For heads with the RA suffix (ZB5AC●●●RA) used with a guard, it is necessary to order the dedicated guard ZBZ 902RA.

(3) Restriction for use: refer to the product instruction sheet at [www.schneider-electric.com](http://www.schneider-electric.com).

# Harmony™ XB5 plastic 22 mm push buttons

Push buttons and switches for harsh environments  
Spring return push buttons, unmarked

Assembly of other products using body/contact assemblies: see page 16.

Push buttons with silicone booted head						
Screw clamp terminal connections (Schneider Electric anti-retightening system)						
Shape of head	Type of push	Type of contact		Color of push	Reference	Weight kg
		N/O	N/C			

Complete units (IP 66 + IP 69K)						
	Booted, clear silicone (color of push unobscured)	1	-	Black	<b>XB5AP21</b> (ZB5AZ101 + ZB5AP2)	0.039
				Green	<b>XB5AP31</b> (ZB5AZ101 + ZB5AP3)	0.039
				Yellow	<b>XB5AP51</b> (ZB5AZ101 + ZB5AP5)	0.039
				Blue	<b>XB5AP61</b> (ZB5AZ101 + ZB5AP6)	0.039
				Red	<b>XB5AP42</b> (ZB5AZ102 + ZB5AP4)	0.039
		-	1			

Silicone booted heads only, with increased protection (IP 66 + IP 69K)						
	Flush	Clear boot (1) For insertion of protected legend within head (2)		White	<b>ZB5AP18</b>	0.023
				Green	<b>ZB5AP38</b>	0.023
				Red	<b>ZB5AP48</b>	0.023
				Yellow	<b>ZB5AP58</b>	0.023
				Blue	<b>ZB5AP68</b>	0.023
	Projecting	Clear boot (1)		White	<b>ZB5AP1</b>	0.014
				Black	<b>ZB5AP2</b>	0.014
				Green	<b>ZB5AP3</b>	0.014
				Red	<b>ZB5AP4</b>	0.014
				Yellow	<b>ZB5AP5</b>	0.014
				Blue	<b>ZB5AP6</b>	0.014

Silicone booted heads only, standard for mounting with legend holder (IP 66)							
	Flush	Colored boot		White	<b>ZB5AP1S</b>	0.021	
				Black	<b>ZB5AP2S</b>	0.021	
				Green	<b>ZB5AP3S</b>	0.021	
				Red	<b>ZB5AP4S</b>	0.021	
				Yellow	<b>ZB5AP5S</b>	0.021	
				Blue	<b>ZB5AP6S</b>	0.021	
			Clear membrane For insertion of protected legend within head (2)		White	<b>ZB5AP183</b>	0.010
					Green	<b>ZB5AP383</b>	0.010
					Red	<b>ZB5AP483</b>	0.010
					Yellow	<b>ZB5AP583</b>	0.010
			Blue	<b>ZB5AP683</b>	0.010		

Transparent boots for push buttons				
Description	For use with push button types	Sold in lots of	Unit reference	Weight kg
Single boots (1)	Flush with circular head	10	<b>ZBPA</b>	0.002
	Projecting with circular head and push-push version	10	<b>ZBP0</b>	0.002
	Flush or projecting with circular head for food industry applications	10	<b>ZBP0A</b>	0.002


Colored boots					
Description	Color	For use with	Sold in lots of	Unit reference	Weight kg
Colored boots (3)	Black	ZB5AP2S	10	<b>ZBP012</b>	0.003
	Green	ZB5AP3S	10	<b>ZBP013</b>	0.003
	Red	ZB5AP4S	10	<b>ZBP014</b>	0.003
	Yellow	ZB5AP5S	10	<b>ZBP015</b>	0.003
	Blue	ZB5AP6S	10	<b>ZBP016</b>	0.003

Bellows for emergency stops and mushroom operators				
Description	Color	Sold in lots of	Unit reference	Weight kg
Bellows	Black	2	<b>ZBZ28</b>	0.009
	Yellow	2	<b>ZBZ58</b>	0.009

### Heads with black metal bezel

To order, add a figure 7 to the references selected from above. Example: **ZB5AP18** becomes **ZB5AP187**.

(1) Permissible panel thickness 1 to 5 mm, cannot be used with legend holders.  
 (2) To order a legend for insertion within the head, please consult our website [www.schneider-electric.com](http://www.schneider-electric.com).  
 (3) Can be replaced without dismantling the head.



# Harmony™ XB5 plastic 22 mm push buttons

Push buttons and switches for harsh environments  
Multiple-headed push buttons, spring return

Assembly of other products using body/contact assemblies: see page 16.



XB5AL73415



ZB5AA7121



XB5AL7341



XB5AW73731●5



ZB5AW7A1721



ZB5AW7A3741

## Double-headed push buttons (1) Screw clamp terminal connections (Schneider Electric anti-retightening system)

Shape of head	Description	Type of contact		Color and marking of caps (2)	Reference	Weight kg
		N/O	N/C			

Complete units (IP 66 + IP 69K)						
	2 pushes (1 flush black + 1 projecting red)	1	1	White "1" on green background White "0" on red background	<b>XB5AL73415</b>	0.053

Heads only (IP 66 + IP 69K)						
	2 flush black pushes			White background + black background, unmarked	<b>ZB5AA7120</b>	0.023
				Black "1" on white background White "0" on black background	<b>ZB5AA7121</b>	0.023
				Green background + red background, unmarked	<b>ZB5AA7340</b>	0.023
				White "1" on green background White "0" on red background	<b>ZB5AA7341</b>	0.023
				Without cap (3)	<b>ZB5AA79</b>	0.023

	1 flush black push 1 projecting red push			Green background + red background, unmarked	<b>ZB5AL7340</b>	0.023
				White "1" on green background White "0" on red background	<b>ZB5AL7341</b>	0.023

## Double-headed push buttons + 1 white central pilot light block (1) Screw clamp terminal connections (Schneider Electric anti-retightening system)

Shape of head	Description	Type of contact		Color and marking of caps (2)	Pilot light voltage V	Reference	Weight kg
		N/O	N/C				

Complete units (IP 66 + IP 69K)							
	1 flush black push 1 projecting red push 1 white central pilot light block	1	1	White "1" on green background White "0" on red background	24	<b>XB5AW73731B5</b>	0.066
					120	<b>XB5AW73731G5</b>	0.066
					240	<b>XB5AW73731M5</b>	0.066

Heads only (IP 66 + IP 69K) (5)							
	2 flush black pushes 1 clear central pilot light (4)			White background + black background, unmarked		<b>ZB5AW7A1720</b>	0.023
				Black "1" on white background White "0" on black background		<b>ZB5AW7A1721</b>	0.023
				Green background + red background, unmarked		<b>ZB5AW7A3740</b>	0.023
				White "1" on green background White "0" on red background		<b>ZB5AW7A3741</b>	0.023
				Black "1" on white background White "0" on black background		<b>ZB5AW7A1724</b>	0.023
				Black "+" on white background Black "-" on white background		<b>ZB5AW7A1715</b>	0.023
				Without cap (3)		<b>ZB5AW7A9</b>	0.023

	1 flush black push 1 projecting red push 1 clear central pilot light (4)			Green background + red background, unmarked		<b>ZB5AW7L3740</b>	0.023
				White "1" on green background White "0" on red background		<b>ZB5AW7L3741</b>	0.023

(1) Recommended maximum number of contacts constituting the body (mounting collar + contact) associated with the head, please consult our website [www.schneider-electric.com](http://www.schneider-electric.com).

(2) These caps are fitted by Schneider Electric and cannot be removed (risk of damage).

(3) Caps to be ordered separately: see page 14.

(4) Color of centrally positioned pilot light determined by the color of the LED incorporated in the body sub-assembly.

(5) Only for use with bodies comprising a light source with integral LED.

# Harmony™ XB5 plastic 22 mm push buttons

Push buttons and switches for harsh environments  
Multiple-headed push buttons, spring return

Assembly of other products using body/contact assemblies: see page 16.

Triple-headed push buttons (1) (2)							
Screw clamp terminal connections (Schneider Electric anti-retightening system)							
Shape of head	Description	Type of contact			Color and marking of caps (3)	Reference	Weight kg
		N/O	N/C	N/O			

Complete units (IP 66 + IP 69K)							
	2 flush black pushes + 1 central projecting red push marked "Stop" in white	1	1	1	White "I" on green background White "II" on green background	<b>XB5AA731327</b>	0.063
					Black "→" on white background White "←" on black background	<b>XB5AA711237</b>	0.063

Heads only (IP 66 + IP 69K)							
	2 flush black pushes + 1 central projecting red push marked "Stop" in white				White "I" on green background White "II" on green background	<b>ZB5AA73132</b>	0.023
					White "←" on green background White "→" on green background	<b>ZB5AA73133</b>	0.023
					White "↑" on green background White "↓" on green background	<b>ZB5AA73134</b>	0.023
					White "+" on green background White "-" on green background	<b>ZB5AA73135</b>	0.023
					Black "+" on white background Black "-" on white background	<b>ZB5AA71115</b>	0.023
					Black "→" on white background White "←" on black background	<b>ZB5AA71123</b>	0.023
					Black "↑" on white background White "↓" on black background	<b>ZB5AA71124</b>	0.023
					White "↑" on black background White "↓" on black background	<b>ZB5AA72124</b>	0.023
					Without cap (4)	<b>ZB5AA791</b>	0.023

Specific accessories for multiple-headed push buttons						
Description	Background color	Marking	Sold in lots of	Reference	Weight kg	
Caps only for clip-on mounting (5) on: - ZB5AA79 double-headed push buttons - ZB5AW7A9 double-headed push buttons + central pilot light block - ZB5AA791 triple-headed push buttons	White	Unmarked	10	<b>ZBA71</b>	0.010	
		"I" black	10	<b>ZBA7131</b>	0.010	
		"→" black	10	<b>ZBA7134</b>	0.010	
		"+" black	10	<b>ZBA7138</b>	0.010	
	Black	Unmarked	10	<b>ZBA72</b>	0.010	
		"O" white	10	<b>ZBA7232</b>	0.010	
		"+" white	10	<b>ZBA7233</b>	0.010	
		"→" white	10	<b>ZBA7235</b>	0.010	
	Green	"I" white	10	<b>ZBA7237</b>	0.010	
		Unmarked	10	<b>ZBA73</b>	0.010	
		"+" white	10	<b>ZBA7331</b>	0.010	
		"↑" white	10	<b>ZBA7333</b>	0.010	
	Red	"↓" white	10	<b>ZBA7335</b>	0.010	
		"I" white	10	<b>ZBA7336</b>	0.010	
		Unmarked	10	<b>ZBA74</b>	0.010	
		"O" white	10	<b>ZBA7432</b>	0.010	
Yellow	Unmarked	10	<b>ZBA75</b>	0.010		
Blue	Unmarked	10	<b>ZBA76</b>	0.010		
Clear silicone boots (6)	For 2 flush pushes	–	10	<b>ZBA708</b>	0.055	
	For 3 pushes	–	10	<b>ZBA709</b>	0.055	
	For 1 flush push + 1 projecting push	–	10	<b>ZBA710</b>	0.055	

(1) Recommended maximum number of contacts constituting the body (mounting collar + contact) associated with the head, please consult our website [www.schneider-electric.com](http://www.schneider-electric.com).

(2) Not compatible with high power switching contacts and contacts for printed circuit board.

(3) These caps are fitted by Schneider Electric and cannot be removed (risk of damage).

(4) Caps to be ordered separately: see accessories on this page.

(5) Can be clipped-in at 90° steps, through 360°.

(6) Can be replaced without dismantling the head.



XB5AA731327



ZB5AA73133



ZB5AA71124



ZBA7235



ZBA7331



ZBA7432



ZBA709

# Harmony™ XB5 plastic 22 mm push buttons

Push buttons and switches for harsh environments  
Selector switches and key switches

Assembly of other products using body/contact assemblies: see page 16.



ZB5AD2



ZB5AG3



ZBG455P



ZBGP



ZBDD2

## Selector switches with standard handle and key switches Screw clamp terminal connections (Schneider Electric anti-retightening system)

Shape of head	Type of operator	Positions Number	Type	Reference	Weight kg			
<b>Heads only (IP 66 + IP 69K)</b>								
	Standard handle, black	2-position 90°	Stay put		ZB5AD2	0.017		
			Spring return from right to left		ZB5AD4	0.020		
		3-position ± 45°	Stay put		ZB5AD3	0.017		
			Spring return to center		ZB5AD5	0.017		
			Spring return from left to center		ZB5AD7	0.017		
			Spring return from right to center		ZB5AD8	0.017		
			Key switch with key n° 455 (1) (2)	2-position 90°	Stay put		ZB5AG2	0.057
							ZB5AG02	0.057
					ZB5AG4	0.057		
Spring return from right to left					ZB5AG6	0.061		
3-position ± 45°	Stay put					ZB5AG0	0.057	
						ZB5AG3	0.057	
					ZB5AG5	0.057		
					ZB5AG9	0.057		
					ZB5AG09	0.057		
	Spring return from left to center				ZB5AG1	0.057		
Spring return to center				ZB5AG7	0.057			
Spring return from right to center				ZB5AG8	0.057			
		ZB5AG05	0.057					

## Heads with black metal bezel

For heads with standard black handle only. To order, add the suffix 7 to the references selected from above.  
Example: ZB5AD2 becomes ZB5AD27.

## Replacement keys

Description	Key number	Reference	Weight kg
<b>Keys for booted selector switches</b>			
Sets of 2 keys, one of which supplied booted (rubber boot)	455	ZBG455P	—
	421E	ZBG421EP	—
	458A	ZBG458AP	—
	520E	ZBG520EP	—
	3131A	ZBG3131AP	—

## Accessory for key switches (3)

Description	Function	Reference	Weight kg
Keyhole cover (rubber cover)	Protection of lock barrel when no key inserted in lock	ZBGP	0.005

## Boot for standard handle

Description	For use with	Sold in lots of	Unit reference	Weight kg
Boot for standard handle	ZB5AD●	5	ZBDD2	0.005

(1) The symbol indicates key withdrawal position(s).  
(2) For specific keys with other numbers, please consult your Customer Care Center.  
(3) Not compatible with products with key TEC10.

# Harmony™ XB4 metal / XB5 plastic 22 mm push buttons

Push buttons and switches for harsh environments  
Body/contact assemblies

To combine with XB4 metal heads, see page 6; XB5 plastic heads, see page 11.

## Contact functions - Screw clamp terminal connections (Schneider Electric anti-retightening system)

### Contacts for standard applications

Description	Type of contact	N/O	N/C	Sold in lots of	Unit reference	Weight kg
<b>Contacts blocks</b> (for Harmony XB4 metal range)	Single with body/mounting collar	1	–	1	<b>ZB4BZ101</b>	0.053
		–	1	1	<b>ZB4BZ102</b>	0.053
		2	–	1	<b>ZB4BZ103</b>	0.062
		–	2	1	<b>ZB4BZ104</b>	0.062
		1	1	1	<b>ZB4BZ105</b>	0.062
		1	2	1	<b>ZB4BZ141</b>	0.072
<b>Contacts blocks</b> (for Harmony XB5 plastic range)	Single with body/mounting collar	1	–	1	<b>ZB5AZ101</b>	0.021
		–	1	1	<b>ZB5AZ102</b>	0.021
		2	–	1	<b>ZB5AZ103</b>	0.030
		–	2	1	<b>ZB5AZ104</b>	0.030
		1	1	1	<b>ZB5AZ105</b>	0.030
		1	2	1	<b>ZB5AZ141</b>	0.040



ZB4BZ101



ZB5AZ101

## Contact functions - Spring clamp terminal connections

### Contacts for standard applications

Description	Type of contact	N/O	N/C	Sold in lots of	Unit reference	Weight kg
<b>Contacts blocks</b> (for Harmony XB4 metal range)	Single with body/mounting collar	1	–	1	<b>ZB4BZ1015</b>	0.053
		–	1	1	<b>ZB4BZ1025</b>	0.053
		2	–	1	<b>ZB4BZ1035</b>	0.062
		–	2	1	<b>ZB4BZ1045</b>	0.062
		1	1	1	<b>ZB4BZ1055</b>	0.062
<b>Contacts blocks</b> (for Harmony XB5 plastic range)	Single with body/mounting collar	1	–	1	<b>ZB5AZ1015</b>	0.021
		–	1	1	<b>ZB5AZ1025</b>	0.021
		2	–	1	<b>ZB5AZ1035</b>	0.030
		–	2	1	<b>ZB5AZ1045</b>	0.030
		1	1	1	<b>ZB5AZ1055</b>	0.030



ZB4BZ1015



ZB5AZ1015



# Harmony™ XB4 metal / XB5 plastic 22 mm push buttons

Push buttons and switches for harsh environments  
Body/contact assemblies

To combine with XB4 metal heads, see page 6; XB5 plastic heads, see page 11.



ZB4BZ009

Body/mounting collar				
Contacts for standard applications				
For use with	Type of range	Sold in lots of	Unit reference	Weight kg
Electrical block (contact or light)	Harmony XB4 metal	10	ZB4BZ009	0.038
	Harmony XB5 plastic	10	ZB5AZ009	0.038



ZB5AZ009

Contact functions - Screw clamp terminal connections (Schneider Electric anti-retightening system)						
Contacts for standard applications						
Description	Type of contact			Sold in lots of	Unit reference	Weight kg
		N/O	N/C			
Contact blocks (for Harmony XB4 metal and XB5 plastic ranges)	Single	1	–	5	ZBE101	0.011
		–	1	5	ZBE102	0.011
	Double	2	–	5	ZBE203	0.020
		–	2	5	ZBE204	0.020
		1	1	5	ZBE205	0.020



ZBE101



ZBE203

Contacts for specific applications							
Application	Type of contact	Description			Sold in lots of	Unit reference	Weight kg
			N/O	N/C			
Contact blocks for low power switching (for Harmony XB4 metal and XB5 plastic ranges)	Single	Standard	1	–	5	ZBE1016	0.012
			–	1	5	ZBE1026	0.012
		Dusty environment (1) (IP5X, 50 µm dust)	1	–	5	ZBE1016P	0.012
			–	1	5	ZBE1026P	0.012



ZBE1015

Contact functions - Spring clamp terminal connections						
Contacts for standard applications						
Description	Type of contact			Sold in lots of	Unit reference	Weight kg
		N/O	N/C			
Contact blocks (for Harmony XB4 metal and XB5 plastic ranges)	Single	1	–	4	ZBE1015	0.011
		–	1	4	ZBE1025	0.011

(1) It is not possible to fit an additional contact block on the back of these contact blocks.

<b>XB4</b>					
XB4BA711237	9	ZB4BP183	7	ZB5AG09	15
XB4BA731327	9	ZB4BP1S	7	ZB5AG1	15
XB4BL73415	8	ZB4BP2	7	ZB5AG2	15
XB4BP21	7	ZB4BP2S	7	ZB5AG3	15
XB4BP31	7	ZB4BP3	7	ZB5AG4	15
XB4BP42	7	ZB4BP38	7	ZB5AG5	15
XB4BP51	7	ZB4BP383	7	ZB5AG6	15
XB4BP61	7	ZB4BP3S	7	ZB5AG7	15
XB4BW73731B5	8	ZB4BP4	7	ZB5AG8	15
XB4BW73731G5	8	ZB4BP48	7	ZB5AG9	15
XB4BW73731M5	8	ZB4BP483	7	ZB5AL7340	13
<b>XB5</b>		ZB4BP4S	7	ZB5AL7341	13
XB5AA711237	14	ZB4BP5	7	ZB5AP1	12
XB5AA731327	14	ZB4BP58	7	ZB5AP18	12
XB5AL73415	13	ZB4BP583	7	ZB5AP183	12
XB5AP21	12	ZB4BP6S	7	ZB5AP1S	12
XB5AP31	12	ZB4BP6	7	ZB5AP2	12
XB5AP42	12	ZB4BP68	7	ZB5AP2S	12
XB5AP51	12	ZB4BP683	7	ZB5AP3	12
XB5AP61	12	ZB4BP6S	7	ZB5AP38	12
XB5AW73731B5	13	ZB4BW7A1715	8	ZB5AP383	12
XB5AW73731G5	13	ZB4BW7A1720	8	ZB5AP3S	12
XB5AW73731M5	13	ZB4BW7A1721	8	ZB5AP4	12
<b>ZB4</b>		ZB4BW7A1724	8	ZB5AP48	12
ZB4BA71115	9	ZB4BW7A3740	8	ZB5AP483	12
ZB4BA71123	9	ZB4BW7A3741	8	ZB5AP4S	12
ZB4BA71124	9	ZB4BW7A9	8	ZB5AP5	12
ZB4BA7120	8	ZB4BW7L3740	8	ZB5AP58	12
ZB4BA7121	8	ZB4BW7L3741	8	ZB5AP583	12
ZB4BA72124	9	ZB4BZ009	17	ZB5AP5S	12
ZB4BA73132	9	ZB4BZ101	16	ZB5AP6	12
ZB4BA73133	9	ZB4BZ1015	16	ZB5AP68	12
ZB4BA73134	9	ZB4BZ102	16	ZB5AP683	12
ZB4BA73135	9	ZB4BZ1025	16	ZB5AP6S	12
ZB4BA7340	8	ZB4BZ103	16	ZB5AW7A1715	13
ZB4BA7341	8	ZB4BZ1035	16	ZB5AW7A1720	13
ZB4BA79	8	ZB4BZ104	16	ZB5AW7A1721	13
ZB4BA791	9	ZB4BZ1045	16	ZB5AW7A1724	13
ZB4BC180	6	ZB4BZ105	16	ZB5AW7A3740	13
ZB4BC18023	6	ZB4BZ1055	16	ZB5AW7A3741	13
ZB4BC280	6	ZB4BZ141	16	ZB5AW7A9	13
ZB4BC28001	6	<b>ZB5</b>		ZB5AW7L3740	13
ZB4BC28021	6	ZB5AA71115	14	ZB5AW7L3741	13
ZB4BC380	6	ZB5AA71123	14	ZB5AZ009	17
ZB4BC38023	6	ZB5AA71124	14	ZB5AZ101	16
ZB4BC480	6	ZB5AA7120	13	ZB5AZ1015	16
ZB4BC48021	6	ZB5AA7121	13	ZB5AZ102	16
ZB4BC580	6	ZB5AA72124	14	ZB5AZ1025	16
ZB4BC680	6	ZB5AA73132	14	ZB5AZ103	16
ZB4BC780	6	ZB5AA73133	14	ZB5AZ1035	16
ZB4BC980	6	ZB5AA73134	14	ZB5AZ104	16
ZB4BD2	10	ZB5AA73135	14	ZB5AZ1045	16
ZB4BD3	10	ZB5AA7340	13	ZB5AZ105	16
ZB4BD4	10	ZB5AA7341	13	ZB5AZ1055	16
ZB4BD5	10	ZB5AA791	13	ZB5AZ141	16
ZB4BD7	10	ZB5AA791	14	<b>ZBA</b>	
ZB4BD8	10	ZB5AC180	11	ZBA708	9, 14
ZB4BG0	10	ZB5AC280	11	ZBA709	9, 14
ZB4BG02	10	ZB5AC380	11	ZBA71	9, 14
ZB4BG03	10	ZB5AC480	11	ZBA710	9, 14
ZB4BG04	10	ZB5AC580	11	ZBA7131	9, 14
ZB4BG09	10	ZB5AC680	11	ZBA7134	9, 14
ZB4BG2	10	ZB5AC780	11	ZBA7138	9, 14
ZB4BG3	10	ZB5AC980	11	ZBA72	9, 14
ZB4BG4	10	ZB5AD2	15	ZBA7232	9, 14
ZB4BG5	10	ZB5AD3	15	ZBA7233	9, 14
ZB4BG6	10	ZB5AD4	15	ZBA7235	9, 14
ZB4BG9	10	ZB5AD5	15	ZBA7237	9, 14
ZB4BL7340	8	ZB5AD7	15	ZBA73	9, 14
ZB4BL7341	8	ZB5AD8	15	ZBA7331	9, 14
ZB4BP1	7	ZB5AG0	15	ZBA7333	9, 14
ZB4BP18	7	ZB5AG02	15	ZBA7335	9, 14
		ZB5AG05	15	ZBA7336	9, 14
				ZBA74	9, 14
				ZBA7432	9, 14
				ZBA75	9, 14
				ZBA76	9, 14
				<b>ZBD</b>	
				ZBDD2	10, 15
				<b>ZBE</b>	
				ZBE101	17
				ZBE1015	17
				ZBE1016	17
				ZBE1016P	17
				ZBE102	17
				ZBE1025	17
				ZBE1026	17
				ZBE1026P	17
				ZBE203	17
				ZBE204	17
				ZBE205	17
				<b>ZBG</b>	
				ZBG3131AP	10, 15
				ZBG421EP	10, 15
				ZBG455P	10, 15
				ZBG458AP	10, 15
				ZBG520EP	10, 15
				ZBGP	10, 15
				<b>ZBP</b>	
				ZBP0	7, 12
				ZBP012	7, 12
				ZBP013	7, 12
				ZBP014	7, 12
				ZBP015	7, 12
				ZBP016	7, 12
				ZBP0A	7, 12
				ZBPA	7, 12
				<b>ZBZ</b>	
				ZBZ1902	6, 11
				ZBZ60	11



[www.schneider-electric.com](http://www.schneider-electric.com)

**Schneider Electric USA, Inc.**

8001 Knightdale Blvd.  
Knightdale, NC 27545

USA Customer Care Center  
Tel: 888-778-2733

**Schneider Electric Canada**

5985 McLaughlin Rd.  
Mississauga, Ontario, Canada L5R 1B8  
Canada Customer Care Center  
Tel: 800-565-6699

The information and dimensions in this catalog are provided for the convenience of our customers. While this information is believed to be accurate, Schneider Electric reserves the right to make updates and changes without prior notification and assumes no liability for any errors or omissions.

Harmony, Schneider Electric and logo, and "Make the most of your energy" are trademarks or registered trademarks of Schneider Electric or its affiliates in the United States and other countries. Other trademarks used herein are the property of their respective owners.

Design: Schneider Electric  
Photos: Schneider Electric