

Shock-Safe Fuseholder, 5 x 20 mm, Slotted Cap, vertical, IP 40 / IP 54



Variant 1



Variant 2

250 VAC · 2 W/6.3A (VDE) · 250 VAC/VDC · 12 A (UL/CSA)



### Description

- Vertical style
- IP 40 oder IP 54 from frontside

### Standards

- IEC 60127-6 Edition 2.0
- UL 4248-1
- CSA C22.2 no. 4248.1


### Approvals

- Approval Reference Type: FAF
- VDE Certificate Number: 129370
- UL File Number: E39328
- CSA File Number: 38456

### Weblinks

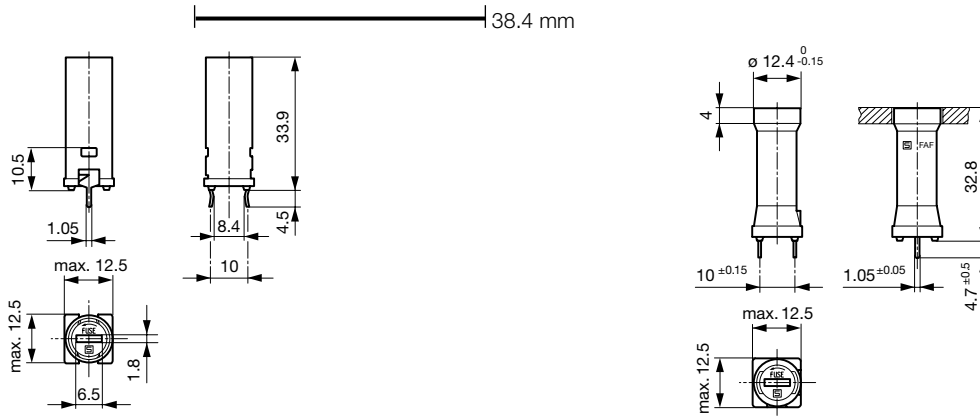
[pdf datasheet](#), [html-datasheet](#), [General Product Information](#), [Packaging details](#), [Approvals](#), [CE declaration of conformity](#), [RoHS](#), [CHINA-RoHS](#), [REACH](#), [Distributor-Stock-Check](#), [Detailed request for product](#), [Microsite](#)

### Technical Data

Shock-Safe Category	PC2	Soldering Methods	Wave <a href="#">Soldering Profile</a>
Fuse-Link	5 x 20 mm	Solderability	245 °C / 3 sec acc. to IEC 60068-2-20, Test Ta, method 1
Mounting	PCB	Resistance to Soldering Heat	260 °C / 10 sec acc. to IEC 60068-2-20, Test Tb, method 1
Terminal	Solder THT	Contact Resistance	≤ 10 mΩ at 20 mV acc. to IEC 60127-6
Rated Voltage	250 VAC (VDE), 250 VAC/VDC (UL/CSA)	Dielectric Strength	> 3 kV between Life parts (50 Hz; 1 min)
Rated current	6.3 A (VDE), 12 A (UL/CSA)	Impulse Withstand Voltage	> 4 kV between Life parts
Rated Power Acceptance IEC	2 W / 6.3 A @ Ta 23 °C Admissible power acceptance at higher ambient temperature see derating curves	Insulation Resistance	≥ 10 MΩ between Life parts (500 VDC; 1 min)
Degree of Protection	IP 40 / IP 54	Overvoltage Category	III acc. to IEC 60664-1
Protection Class	Suitable for appliances with protection class I or II acc. to IEC 61140	Pollution Degree	3 acc. to IEC 60664-1
Admissible Ambient Air Temp.	-40 °C to 85 °C	Resistance to Vibration	acc. to IEC 60068-2-6, test Fc
Climatic Category	40/085/21 acc. to IEC 60068-1		
Material: Socket	Thermoplastic, black, UL 94V-0		
Material: Cap	Thermoplastic, black, UL 94V-0		
Material: Terminals	Tin-Plated Copper Alloy		
Unit Weight	5.03 g		
Storage Conditions	0 °C to 60 °C, max. 70% r.h.		
Product Marking	 , Type, Rated Voltage, Rated current, Power Rating, Approvals		

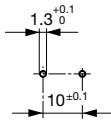
Detailed information on product approvals, code requirements, usage instructions and detailed test conditions can be looked up in [General Product Information](#)

Dimension



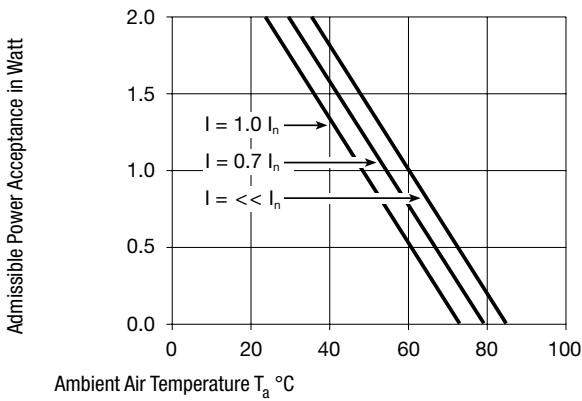
Variant 1: 0031.3701 and 0031.3703

Variant 2: 0031.3751 and 0031.3753



Drilling diagram

Derating Curves



All Variants

Holder	Cap	Terminal	Degree of Protection	Order Number
●	slotted	straight	IP 40	0031.3701
●	slotted	kinked	IP 40	0031.3703
●	slotted	straight	IP 40	0031.3751
●	slotted	straight	IP 54	0031.3753

Most Popular.

Availability for all products can be searched real-time: <http://www.schurter.com/en/Stock-Check/Stock-Check-SCHURTER>

Packaging Unit Bulk (100 pcs.)