

Surface Mount Fuse, 3 x 10.1 mm, Quick-Acting F, 250 VAC, 125 VDC

new



IEC 60127-4 · 250 VAC · 125 VDC · Quick-Acting F



### Description

- Directly solderable on printed circuit boards
- Low melting I<sup>2</sup>t-values, fast interruption
- Compact design
- UMF (universal modular fuse)

### Standards

- IEC 60127-4/2
- UL 248-14
- CSA C22.2 no. 248.14

### Approvals

- VDE Certificate Number: 40027880
- UL File Number: E41599

### Applications

- Primary protection on SMD PCBs
- Secondary protection on SMD PCBs
- Industrial electronic
- Medical equipment
- Power supplies
- Lighting

### References

[Packaging Details](#)  
Fuse Kit [Fuse Kit UMF 250 / UMK 250](#)

### Weblinks

[pdf-datasheet](#), [html-datasheet](#), [General Product Information](#), [Approvals](#), [CE declaration of conformity](#), [RoHS](#), [CHINA-RoHS](#), [REACH](#), [e-Shop](#), [SCHURTER-Stock-Check](#), [Distributor-Stock-Check](#), [Detailed request for product](#)

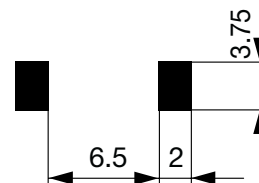
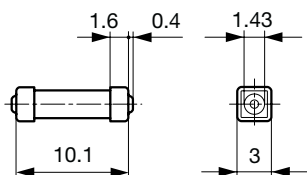
### Technical Data

Rated Voltage	250 VAC, 125 VDC
Rated current	0.5 - 10 A
Breaking Capacity	100 A - 200 A
Characteristic	Quick-Acting F
Mounting	PCB,SMT
Admissible Ambient Air Temp.	-55 °C to 125 °C
Climatic Category	55/125/21 acc. to IEC 60068-1
Material: Housing	Ceramic
Material: Terminals	Tin-Plated Copper Alloy
Unit Weight	0.23 g
Storage Conditions	0 °C to 40 °C, max. 70% r.h.
Product Marking	, Rated current, Rated voltage, Characteristic, Breaking Capacity

Soldering Methods	Reflow, Wave
Solderability	245 °C / 3 sec acc. to IEC 60068-2-58, Test Td
Resistance to Soldering Heat	260 °C / 10 sec acc. to IEC 60068-2-58, Test Td
Life Test	1000h @ 0.60 x I <sub>n</sub> @ 70°C (acc. to EIA/IS-722, Test 4.4.1)
Moisture Resistance Test	MIL-STD-202, Method 106E (acc. to EIA/IS-722, Test 4.4.3)
Case Resistance	>100 MΩ (between leads and body) acc. to EIA/IS-722, Test 4.7
Mechanical Shock	MIL-STD-202, Method 213B (Shock 50g, half sine wave, 11 ms)
Resistance to Solvents	MIL-STD-202, Method 215A
Flammability	min. UL 94V-1 (acc. to EIA/IS-722, Test 4.12)

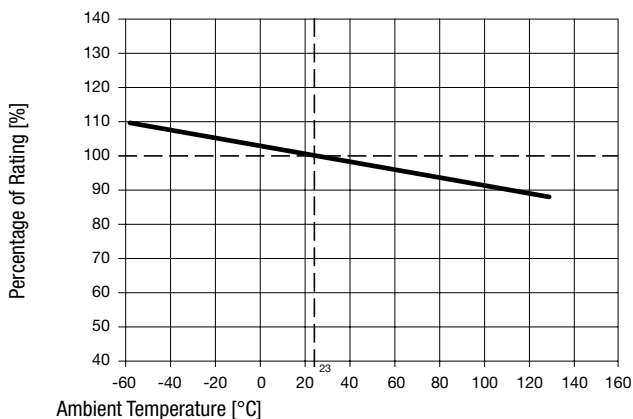
### Dimension

10.1 mm



Soldering pads

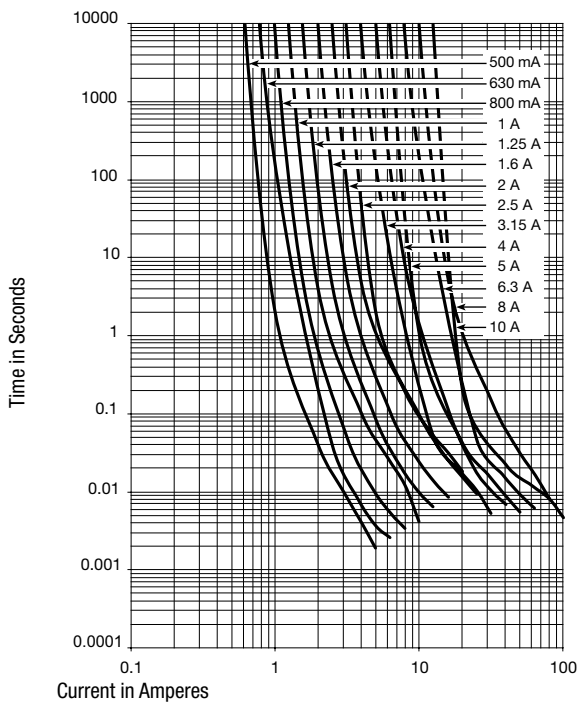
Derating Curves




Pre-Arcing Time

Rated Current In	1.0 x In min.	1.25 x In min.	2.0 x In max.	10.0 x In min.	10.0 x In max.
0.5 A - 8 A	-	60 min	120 s	1 ms	10 ms
10 A	4 h	-	120 s	1 ms	10 ms

Time-Current-Curves



All Variants

Rated Current [A]	Rated Voltage [VAC]	Rated Voltage [VDC]	Breaking Capacity	Voltage Drop 1.0 In max. [mV]	Voltage Drop 1.0 In typ. [mV]	Power Dissipation 1.25 I <sub>n</sub> typ. [mW]	Melting I <sup>2</sup> t 10.0 Intyp. [A <sup>2</sup> s]		Order Number
0.5	250	125	1)	600	430	500	0.27	● ●	3405.0163.xx
0.63	250	125	1)	500	350	500	0.092	● ●	3405.0164.xx
0.8	250	125	1)	400	300	500	0.21	● ●	3405.0165.xx
1	250	125	1)	300	250	500	0.4	● ●	3405.0166.xx
1.25	250	125	2)	300	220	1000	1	● ●	3405.0167.xx
1.6	250	125	2)	300	190	1000	2.1	● ●	3405.0168.xx
2	250	125	2)	300	200	1000	3.26	● ●	3405.0169.xx
2.5	250	125	2)	300	160	1200	4.8	● ●	3405.0170.xx
3.15	250	125	2)	300	100	1500	5.17	● ●	3405.0171.xx
4	250	125	2)	300	100	2000	9.4	● ●	3405.0172.xx
5	250	125	2)	300	110	2500	13.57	● ●	3405.0173.xx
6.3	250	125	2)	300	80	3000	23.85	● ●	3405.0174.xx
8	250	125	2)	220	80	3000	52.58	● ●	3405.0175.xx
10	250	125	3)	220	150	3500	45.8	● ●	3405.0176.xx

Most Popular.

Availability for all products can be searched real-time: <http://www.schurter.com/en/Stock-Check/Stock-Check-SCHURTER>

- 1) IEC: 100 A @ 250 VAC, p.f. ≥ 0.95 / 100 A @ 125 VDC, resistive
- 1) UL: 200 A @ 250 VAC, p.f. ≥ 0.95 / 200 A @ 125 VDC, resistive
- 2) IEC: 100 A @ 250 VAC, p.f. ≥ 0.95 / 100 A @ 125 VDC, resistive
- 2) UL: 100 A @ 250 VAC, p.f. ≥ 0.95 / 100 A @ 125 VDC, resistive
- 3) UL: 100 A @ 250 VAC, p.f. ≥ 0.95 / 100 A @ 125 VDC, resistive

**Packaging Unit**     .xx = .11 Plastic Bag (100 pcs.)  
                                  .xx = .24 Blister Tape 33 cm Reel (2000 pcs.)