

Surface Mount Fuse, 5.3 x 16 mm, Time-Lag T, 277 VAC / 250 VDC, Breaking Capacity 1500 A

new



UL 248-14 · 277VAC · 250VDC · Time-Lag T



Description

- 21 rated currents from 160 mA to 16 A
- Square design: 5.3 x 16
- Impermeable to potting compound used to achieve hermetic seal for use in intrinsically safe applications according to ATEX and IECEx requirements.

Unique Selling Proposition

- High breaking capacity of 1500 A
- High rated voltages up to 277 VAC / 250 VDC
- Compact design

Standards

- IEC 60127-7
- UL 248-14
- CSA C22.2

Approvals

- VDE Certificate Number: 40039476
- UL File Number: E41599

Applications

- Primary protection on SMD PCBs
- Industrial electronic
- Sensors
- Power supplies
- Explosion protection
- Lighting


References

[Packaging Details](#)
Fuse Kit [Fuse Kit UMT-H](#)

Weblinks


[pdf-datasheet](#), [html-datasheet](#), [General Product Information](#), [Approvals](#), [CE declaration of conformity](#), [RoHS](#), [CHINA-RoHS](#), [REACH](#), [e-Shop](#), [SCHURTER-Stock-Check](#), [Distributor-Stock-Check](#), [Detailed request for product](#), [Video](#)

Technical Data

Rated Voltage	250 - 277 VAC, 125 - 250 VDC
Rated current	0.16 - 16 A
Breaking Capacity	1500 A
Characteristic	Time-Lag T
Mounting	PCB,SMT
Admissible Ambient Air Temp.	-55 °C to 125 °C
Climatic Category	55/125/21 acc. to IEC 60068-1
Material: Housing	Ceramic
Material: Terminals	Ni/Sn-Plated Copper Alloy
Unit Weight	1.42 g
Storage Conditions	0 °C to 40 °C, max. 70% r.h.
Product Marking	 Rated current, Voltage, Characteristic, Breaking Capacity, Approvals

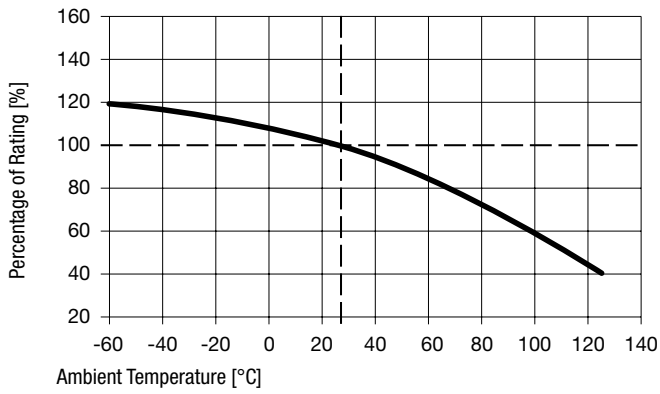
Soldering Methods	Reflow Soldering Profile
Solderability	245 °C / 3sec acc. to IEC 60068-2-58
Resistance to Soldering Heat	260 °C / 10sec acc. to IEC 60068-2-58
Life Test	1000h @ 0.60 x In @ 70°C (acc. to EIA/IS-722, Test 4.4.1)
Moisture Resistance Test	MIL-STD-202, Method 106E (acc. to EIA/IS-722, Test 4.4.3)
Terminal Strength	(Deflection of board 1 mm for 1 minute) (acc. to EIA/IS-722, Test 4.5.5)
Mechanical Shock	MIL-STD-202, Method 213B (Shock 50g, half sine wave, 11 ms)
Resistance to Solvents	MIL-STD-202, Method 215A (EIA-722, 4.11)

Dimension



Soldering pads

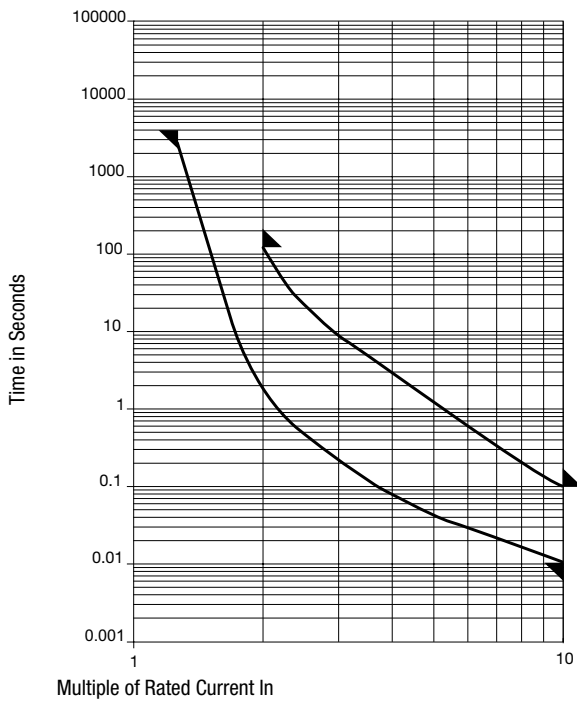
Derating Curves




Pre-Arcing Time

Rated Current In	1.0 x In min.	1.25 x In min.	2.0 x In max.	10.0 x In min.	10.0 x In max.
0.160 A - 12.5 A	-	60 min	120 s	10 ms	100 ms
16 A	4 h	-	120 s	10 ms	100 ms

Time-Current-Curves



All Variants

Rated Current [A]	Rated Voltage [VAC]	Rated Voltage [VDC]	Breaking Capacity	Voltage Drop 1.0 In typ. [mV]	Power Dissipation 1.25 I _n typ. [mW]	Melting I ² t 10.0 Intyp. [A ² s]		Order Number
0.16	277	250	1)	1520	410	0.045	● ●	3403.0266.xx
0.2	277	250	1)	1230	415	0.095	● ●	3403.0267.xx
0.25	277	250	1)	1000	425	0.17	● ●	3403.0268.xx
0.315	277	250	1)	805	435	0.265	● ●	3403.0269.xx
0.4	277	250	1)	715	490	0.33	● ●	3403.0270.xx
0.5	277	250	1)	650	590	0.45	● ●	3403.0271.xx
0.63	277	250	1)	540	595	1.1	● ●	3403.0272.xx
0.8	277	250	1)	460	635	2.1	● ●	3403.0273.xx
1	277	250	1)	405	710	3.44	● ●	3403.0274.xx
1.25	277	250	1)	325	750	3.12	● ●	3403.0275.xx
1.6	277	250	1)	270	785	5.4	● ●	3403.0276.xx
2	277	250	1)	220	795	11.8	● ●	3403.0277.xx
2.5	277	125	2)	210	980	21	● ●	3403.0278.xx
3.15	277	125	2)	190	1060	43	● ●	3403.0279.xx
4	277	125	2)	140	1070	48	● ●	3403.0280.xx
5	277	125	2)	115	1080	99	● ●	3403.0281.xx
6.3	277	125	2)	100	1160	165	● ●	3403.0282.xx
8	250	125	3)	75	1220	125	● ●	3403.0283.xx
10	250	125	3)	73	1320	198	● ●	3403.0284.xx
12.5	250	125	4)	72	1395	344	● ●	3403.0285.xx
16	250	125	5)	70	1050	640	● ●	3403.0286.xx

Most Popular.

Availability for all products can be searched real-time: <http://www.schurter.com/en/Stock-Check/Stock-Check-SCHURTER>

- 1) UL = 1500 A @ 277 VAC, resistive / 1500 A @ 250 VDC
- 1) IEC = 1500 A @ 250 VAC, resistive / 1500 A @ 250 VDC
- 2) UL = 1500 A @ 277 VAC, resistive / 1500 A @ 125 VDC
- 2) IEC = 1500 A @ 250 VAC, resistive / 1500 A @ 125 VDC
- 3) UL = 1500 A @ 250 VAC, resistive / 1500 A @ 125 VDC
- 3) IEC = 1500 A @ 250 VAC, resistive / 1500 A @ 125 VDC
- 4) UL = 1000 A @ 250 VAC, resistive / 1000 A @ 125 VDC
- 4) IEC = 1000 A @ 250 VAC, resistive / 1000 A @ 125 VDC
- 5) UL = 500 A @ 250 VAC, resistive / 500 A @ 125 VDC
- 5) IEC = 500 A @ 250 VAC, resistive / 500 A @ 125 VDC

Packaging Unit .xx = .11 Plastic Bag (100 pcs.)
 .xx = .23 Blister Tape 33 cm Reel (1500 pcs.)