

Surface Mount Fuse, 3.2 x 1.55 mm, Super-Quick-Acting FF, 125 VAC, 125 VDC, 150 °C



UL 248-14 · 125VAC · 125VDC · Super-Quick-Acting FF



### Description

- Max. ambient temperature 150 °C
- Hermetically sealed and robust construction
- Thin-film technology
- Impermeable to potting compound used to achieve hermetic seal for use in intrinsically safe applications according to ATEX and IECEx requirements.

### Standards

- UL 248-14
- CSA C22.2 no. 248.14

### Approvals

- UL File Number: E41599

### Applications

- Medical equipment
- Military

### References

[Packaging Details](#)

### Weblinks

[pdf-datasheet](#), [html-datasheet](#), [General Product Information](#), [Approvals](#), [CE declaration of conformity](#), [RoHS](#), [CHINA-RoHS](#), [REACH](#), [e-Shop](#), [SCHURTER-Stock-Check](#), [Distributor-Stock-Check](#), [Detailed request for product](#)

### Technical Data

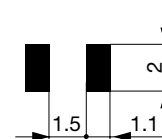
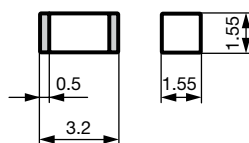
Rated Voltage	32 - 125VAC, 125VDC
Rated current	0.2 - 5A
Breaking Capacity	50A
Characteristic	Super-Quick-Acting FF
Mounting	PCB,SMT
Admissible Ambient Air Temp.	-55°C to 150°C
Climatic Category	55/150/21 acc. to IEC 60068-1
Material: Housing	Ceramic
Material: Terminals	Tin-Plated Nickel
Unit Weight	0.03 g
Storage Conditions	0°C to 60°C, max. 70% r.h.
Product Marking	none

Soldering Methods	Reflow, Wave
Solderability	245°C / 3sec acc. to IEC 60068-2-58, Test Td
Resistance to Soldering Heat	260 +0/-5°C / 30sec acc. to IPC/JEDEC J-STD-020D, Level 1
Life Test	MIL-STD-202, Method 108A 1000h @ 0.60 x In @ 70°C
Load Humidity Test	MIL-STD-202, Method 103B 0.1 x In @ 0.85 r.H. @ 85°C
Moisture Resistance Test	MIL-STD-202, Method 106E (50 cycles in a temp./mister chamber)
Terminal Strength	MIL-STD-202, Method 211A (Deflection of board 1 mm for 1 minute)
Thermal Shock	MIL-STD-202, Method 107D (200 air-to-air cycles from -55 to +125°C)
Resistance to Solvents	MIL-STD-202, Method 215A
Flammability	min. UL 94V-1 (acc. to EIA/IS-722, Test 4.12)

### Dimension

3.2 mm

Reflow soldering pads

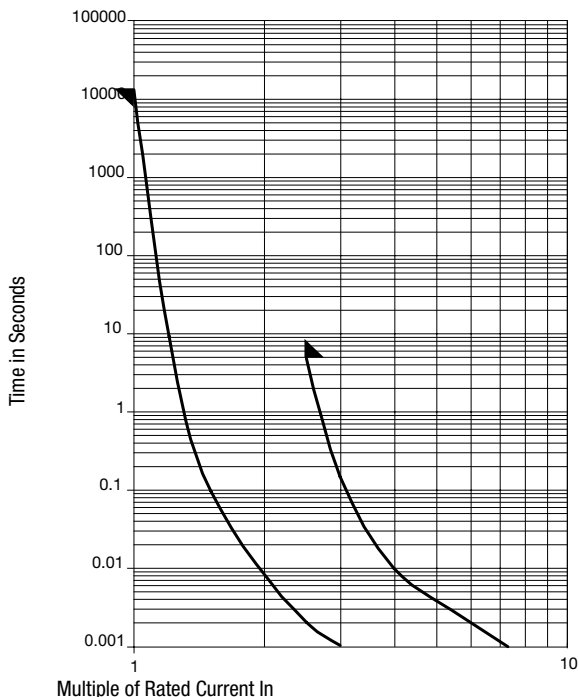


**Pre-Arcing Time**


Rated Current In 1.0 x In min. 2.5 x In max.

0.2 A - 5 A	4 h	5 s
-------------	-----	-----

**Time-Current-Curves**



**All Variants**

Rated Current [A]	Rated Voltage [VAC]	Rated Voltage [VDC]	Breaking Capacity	Voltage Drop 1.0 In typ. [mV]	Cold Resistance typ. [mΩ]	Melting I <sup>2</sup> t 4.0 In typ. [A <sup>2</sup> s]		Order Number
0.2	125	125	1)	258	1020	0.0008	●	3410.0021.xx
0.25	125	125	1)	250	800	0.0009	●	3410.0022.xx
0.375	125	125	1)	165	361	0.0037	●	3410.0025.xx
0.5	125	125	1)	150	247	0.0042	●	3410.0027.xx
0.75	125	125	1)	100	115	0.01	●	3410.0029.xx
1	125	125	1)	124	98.7	0.035	●	3410.0031.xx
1.5	125	125	1)	105	56	0.064	●	3410.0033.xx
2	125	125	1)	98	39	0.089	●	3410.0035.xx
2.5	125	125	1)	90	29.5	0.15	●	3410.0036.xx
3	125	125	1)	88	24.1	0.18	●	3410.0037.xx
4	63	125	2)	83.5	17	0.23	●	3410.0240.xx
5	32	125	3)	90	13.5	0.45	●	3410.0141.xx

Most Popular.

Availability for all products can be searched real-time: <http://www.schurter.com/en/Stock-Check/Stock-Check-SCHURTER>

1) 50 A @ 125 VAC / 300 A @ 125 VDC

2) 50 A @ 63 VAC / 50 A @ 125 VDC / 300 A @ 32 VDC

3) 50 A @ 32 VAC / 50 A @ 125 VDC / 300 A @ 32 VDC

**Packaging Unit**

- .xx = .01 Blister Tape of 100 pcs. in Plastic Bag
- .xx = .02 Blister Tape 18 cm Reel (750 pcs.)
- .xx = .03 Blister Tape 33 cm Reel (3000 pcs.)
- .xx = .04 Blister Tape 33 cm Reel (10000 pcs.)