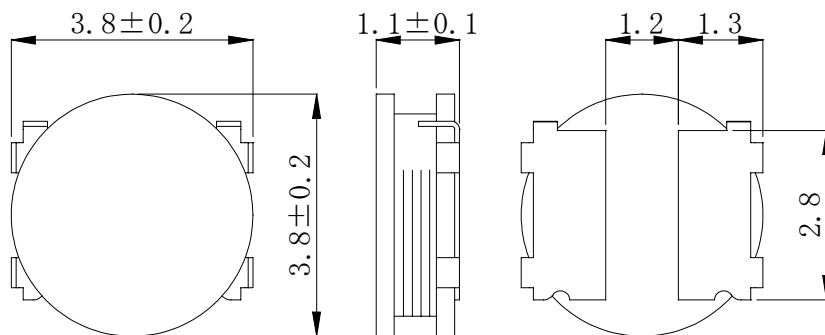
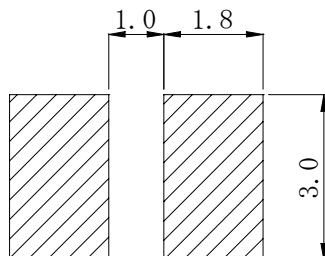
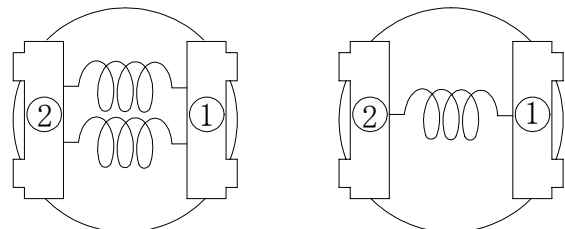


Type: CDH38D11/SLD, CDH38D11/S
◆ Product Description

- 4.0×4.0mm Max.(L×W), 1.2mm Max. Height.
- Both Low DCR type CDH38D11/SLD and Standard type CDH38D11/S are available.
- Inductance range: 0.72~33 μ H(CDH38D11/SLD), 0.68~39 μ H(CDH38D11/S)
- Rated current range: 0.36~2.4A(CDH38D11/SLD), 0.40~3.5A (CDH38D11/S)
- In addition to the High power versions of inductors shown here, custom inductors are available to meet your exact requirements.


◆ Feature

- Magnetically unshielded construction.
- Ideally used in Mobilephone,PDA,MP3,DSC/DVC,etc as DC-DC Converter inductors.
- Strong resistance against drop shock.
- RoHS Compliance

◆ Dimensions (mm)

◆ Land Pattern (mm)

◆ Schematics (Bottom)


Type: CDH38D11/SLD, CDH38D11/S

◆ Specification(CDH38D11/SLD)

Part Name ※	Stamp	Inductance (μ H) [Within] 100kHz	D.C.R.(Ω) Max.(Typ.) (at 20°C)	Saturation Current (A) ※1 (at 20°C)	Temperature rise current (A)※2
CDH38D11SLDNP-R72M□	R72	0.72±20%	36.3m(29m)	2.40	3.40
CDH38D11SLDNP-1R0M□	1R0	1.0±20%	41.3m(33m)	2.00	3.30
CDH38D11SLDNP-1R4M□	1R4	1.4±20%	55.0m(44m)	1.80	2.70
CDH38D11SLDNP-1R9M□	1R9	1.9±20%	66.3m(53m)	1.45	2.30
CDH38D11SLDNP-2R4M□	2R4	2.4±20%	93.8m(75m)	1.30	1.88
CDH38D11SLDNP-2R9M□	2R9	2.9±20%	97.5m(78m)	1.20	1.86
CDH38D11SLDNP-3R6M□	3R6	3.6±20%	129.6m(108m)	1.10	1.47
CDH38D11SLDNP-4R2M□	4R2	4.2±20%	135.6m(113m)	1.00	1.41
CDH38D11SLDNP-5R1M□	5R1	5.1±20%	171.6m(143m)	0.90	1.30
CDH38D11SLDNP-5R8M□	5R8	5.8±20%	182.4m(152m)	0.84	1.25
CDH38D11SLDNP-7R2M□	7R2	7.2±20%	228m(190m)	0.75	0.92
CDH38D11SLDNP-8R2M□	8R2	8.2±20%	252m(210m)	0.70	0.86
CDH38D11SLDNP-100M□	100	10±20%	336m(280m)	0.64	0.78
CDH38D11SLDNP-120M□	120	12±20%	0.38(0.32)	0.60	0.75
CDH38D11SLDNP-150M□	150	15±20%	0.49(0.41)	0.52	0.67
CDH38D11SLDNP-180M□	180	18±20%	0.55(0.46)	0.48	0.57
CDH38D11SLDNP-220M□	220	22±20%	0.73(0.61)	0.44	0.49
CDH38D11SLDNP-270M□	270	27±20%	0.84(0.70)	0.42	0.46
CDH38D11SLDNP-330M□	330	33±20%	1.0(0.83)	0.36	0.45

Type: CDH38D11/SLD, CDH38D11/S
◆ Specification(CDH38D11/S)

Part Name ※	Stamp	Inductance (μ H) [Within] 100kHz	D.C.R.(Ω) Max.(Typ.) (at 20°C)	Saturation Current (A) ※1 (at 20°C)	Temperature rise current (A)※2
CDH38D11SNP-R68M□	0R7	0.68±20%	36.3m(29m)	3.50	3.30
CDH38D11SNP-1R0M□	1R0	1.0±20%	48.8m(39m)	2.80	2.85
CDH38D11SNP-1R2M□	1R2	1.2±20%	60.0m(48m)	2.60	2.60
CDH38D11SNP-1R8M□	1R8	1.8±20%	78.8m(63m)	2.20	2.25
CDH38D11SNP-2R2M□	2R2	2.2±20%	102.5m(82m)	1.90	1.84
CDH38D11SNP-2R7M□	2R7	2.7±20%	121.2m(101m)	1.70	1.56
CDH38D11SNP-3R3M□	3R3	3.3±20%	138.0m(115m)	1.56	1.50
CDH38D11SNP-4R2M□	4R2	4.2±20%	168.0m(140m)	1.35	1.40
CDH38D11SNP-4R7M□	4R7	4.7±20%	189.6m(158m)	1.30	1.20
CDH38D11SNP-5R8M□	5R8	5.8±20%	240m(200m)	1.12	1.12
CDH38D11SNP-6R8M□	6R8	6.8±20%	264m(220m)	1.05	1.08
CDH38D11SNP-8R2M□	8R2	8.2±20%	348m(290m)	0.96	0.92
CDH38D11SNP-100M□	100	10±20%	0.44(0.37)	0.84	0.82
CDH38D11SNP-120M□	120	12±20%	0.49(0.41)	0.80	0.80
CDH38D11SNP-150M□	150	15±20%	0.67(0.56)	0.68	0.67
CDH38D11SNP-180M□	180	18±20%	0.76(0.63)	0.64	0.62
CDH38D11SNP-220M□	220	22±20%	0.89(0.74)	0.58	0.59
CDH38D11SNP-270M□	270	27±20%	1.02(0.85)	0.51	0.52
CDH38D11SNP-330M□	330	33±20%	1.32(1.1)	0.44	0.50
CDH38D11SNP-390M□	390	39±20%	1.56(1.3)	0.40	0.44

※ Description Of Part Name

CDH38D11/S-R68N□

- B Box
- C Carrier Tape

※1. Saturation current: The DC current at which the inductance decreases to 65% of it's nominal value.

 ※2. Temperature rise current: The DC current at which the temperature rise is $\Delta t=40^{\circ}\text{C}$ ($T_a=20^{\circ}\text{C}$).