

SMD Power Inductor CDRH5D28R



Description

- Ferrite drum core construction.
- Magnetically shielded.
- L × W × H: 6.3 × 6.2 × 3.0 mm Max.
- Product weight: 0.4g(Ref.)
- Moisture Sensitivity Level: 1
- RoHS compliance.

Environmental Data

- Operating temperature range: -40°C ~ +100°C (including coil's self temperature rise)
- Storage temperature range: -40°C ~ +100°C
- Solder reflow temperature: 260 °C peak.

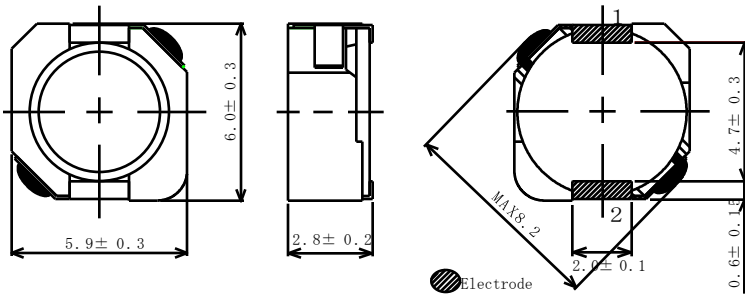
Packaging

- Carrier tape and reel packaging
- 13.0" diameter reel
- 2000pcs per reel

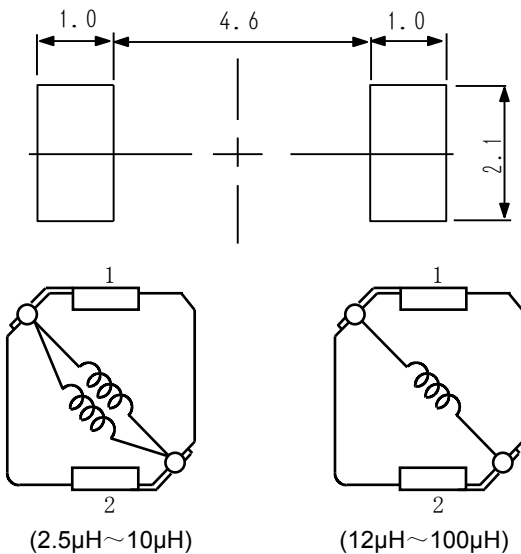
Applications

- Ideally used in Notebook PC, HDD, DSC/DVC, LCD TV, Game machine etc. as converter inductors.

Dimension - [mm]



Land pattern and Schematics - [mm]





Electrical Characteristics

Part Name	Stamp	Inductance (μH) [within] ※1	D.C.R. (m Ω) [Max.] (Typ.) (at 20°C)	Rated Current (A) ※2
CDRH5D28RNP-2R5NC	2R5	2.5 \pm 30%	17.6(13)	2.60
CDRH5D28RNP-3R3NC	3R3	3.3 \pm 30%	20.3(15)	2.30
CDRH5D28RNP-4R0NC	4R0	4.0 \pm 30%	27.0(20)	2.10
CDRH5D28RNP-5R0NC	5R0	5.0 \pm 30%	31.1(23)	1.85
CDRH5D28RNP-6R0NC	6R0	6.0 \pm 30%	41.9(31)	1.70
CDRH5D28RNP-8R0NC	8R0	8.0 \pm 30%	49.9(37)	1.50
CDRH5D28RNP-100NC	100	10 \pm 30%	54.0(40)	1.30
CDRH5D28RNP-120NC	120	12 \pm 30%	71.6(53)	1.20
CDRH5D28RNP-150NC	150	15 \pm 30%	82.4(61)	1.10
CDRH5D28RNP-180NC	180	18 \pm 30%	101.5(75)	1.05
CDRH5D28RNP-220NC	220	22 \pm 30%	119.0(88)	0.95
CDRH5D28RNP-270NC	270	27 \pm 30%	146.0(108)	0.85
CDRH5D28RNP-330NC	330	33 \pm 30%	182.5(135)	0.76
CDRH5D28RNP-390NC	390	39 \pm 30%	209.5(155)	0.68
CDRH5D28RNP-470NC	470	47 \pm 30%	229.5(170)	0.60
CDRH5D28RNP-560NC	560	56 \pm 30%	305.0(226)	0.55
CDRH5D28RNP-680NC	680	68 \pm 30%	351.0(260)	0.48
CDRH5D28RNP-820NC	820	82 \pm 30%	418.5(310)	0.45
CDRH5D28RNP-101NC	101	100 \pm 30%	520.0(385)	0.40

※1. Inductance measuring condition: at 100kHz.

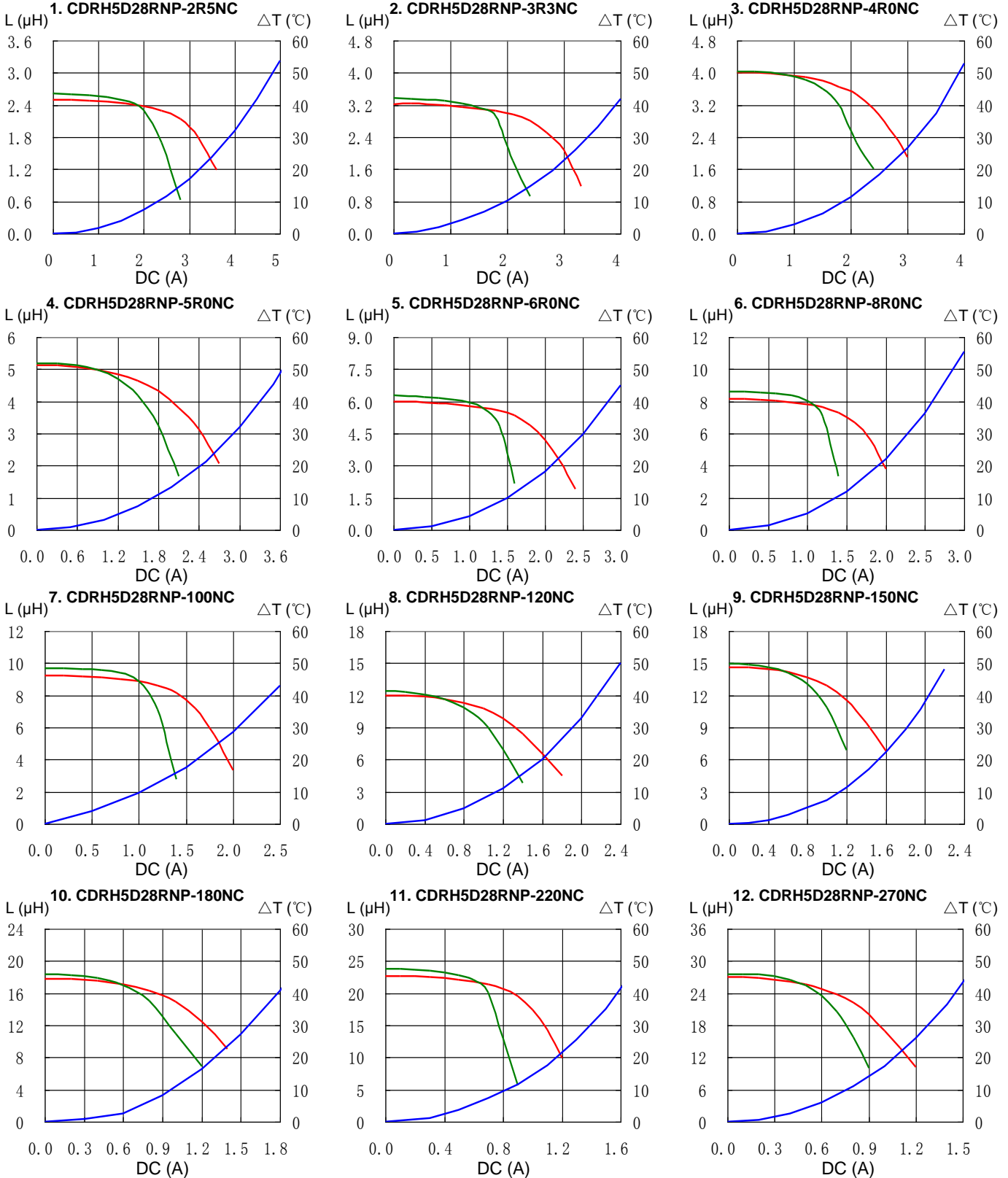
※2. Rated current: The DC current at which the inductance decreases to 65% of it's nominal value or when $\Delta t=30^\circ\text{C}$, whichever is lower ($T_a=20^\circ\text{C}$).

SMD Power Inductor CDRH5D28R



Saturation Current & Temperature Rise Graph

— L (20°C) — L (105°C) — ΔT

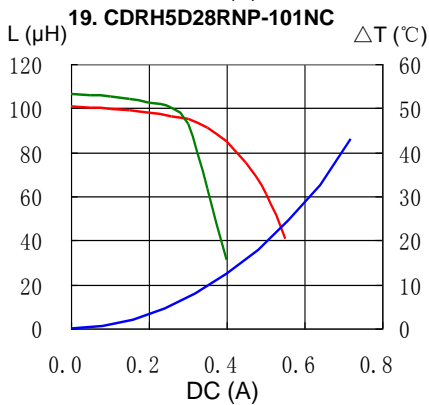
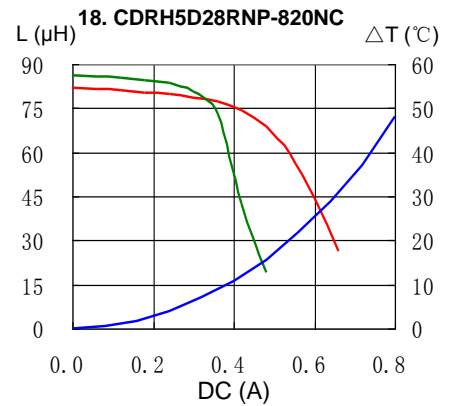
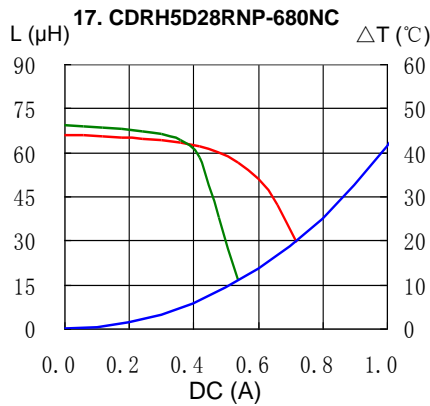
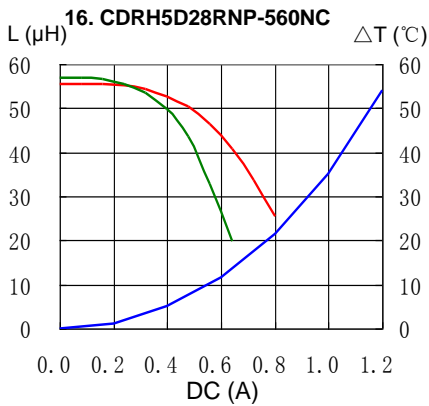
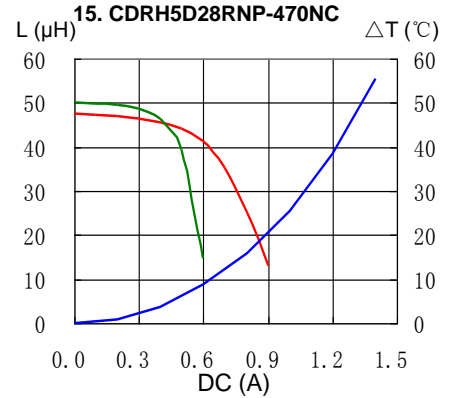
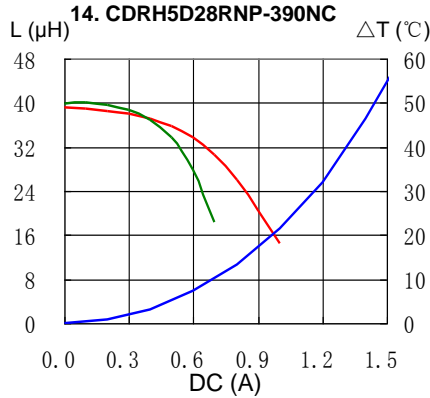
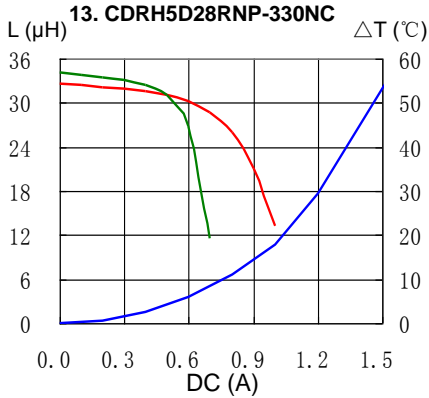


SMD Power Inductor CDRH5D28R



Saturation Current & Temperature Rise Graph

— L (20°C) — L (105°C) — ΔT

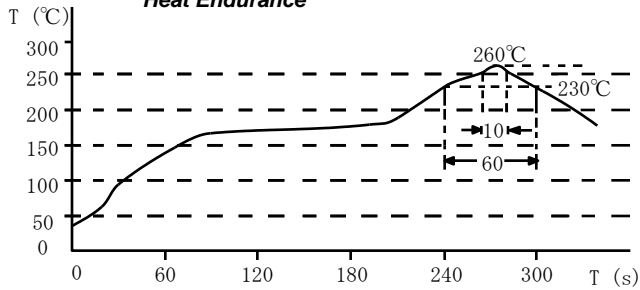


SMD Power Inductor CDRH5D28R



Solder Reflow Condition

Heat Endurance



Temperature Chart



Please refer to the sales offices on our website - <http://www.sumida.com>

Hong Kong

Tel.+852-2880-6781
FAX.+852-2565-9600
sales@hk.sumida.com

Saitama(Japan)

Tel.+81-48-691-7300
FAX.+81-48-691-7340
sales@jp.sumida.com

Chicago

Tel.+1-847-545-6700
FAX. +1-847-545-6720
sales@us.sumida.com

Shanghai

Tel.+86-21-5836-3299
FAX.+86-21-5836-3266
shanghai.sales@cn.sumida.com

Seoul

Tel.+82-2-6237-0777
FAX.+82-2-6237-0778
sales@kr.sumida.com

Obernzell

Tel.+49-8591-937-0
FAX. +49-8591-937-103
contact@eu.sumida.com

Shenzhen

Tel.+86-755-8291-0228
FAX.+86-755-8291-0338
shenzhen.sales@cn.sumida.com

Singapore

Tel.+65-6296-3388
FAX.+65-6841-4426
sales@sg.sumida.com

Neumarkt

Tel.+49-9181-4509-110
FAX. +49-9181-4509-310
infocomp@eu.sumida.com

Taipei

Tel.+886-2-8751-2737
FAX.+886-2-8751-2738
sales@tw.sumida.com

San Jose

Tel.+1-408-321-9660
FAX.+1-408-321-9308
sales@us.sumida.com