

SMD Power Inductor CDRH6D28



Description

- Ferrite drum core construction.
- Magnetically shielded.
- L × W × H: 7.0 × 7.0 × 3.0 mm Max.
- Product weight: 0.44g(Ref.)
- Moisture Sensitivity Level: 1
- RoHS compliance.

Environmental Data

- Operating temperature range: -40°C ~ +100°C (including coil's self temperature rise)
- Storage temperature range: -40°C ~ +100°C
- Solder reflow temperature: 260 °C peak.

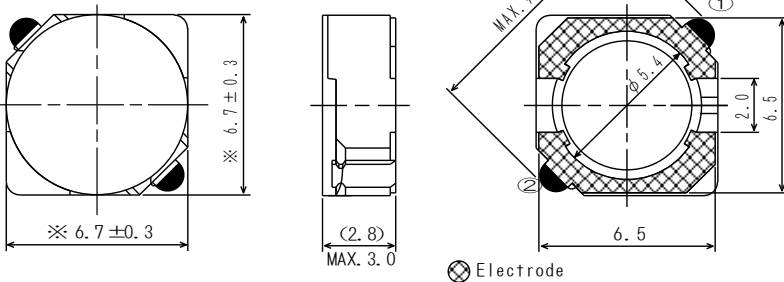
Packaging

- Carrier tape and reel packaging
- 13" diameter reel
- 1500pcs per reel

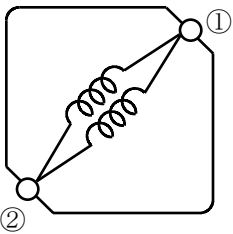
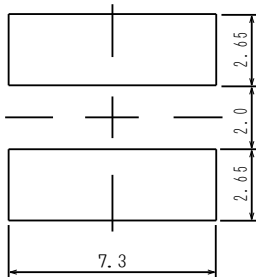
Applications

- Ideally used in MP3, PDA, HDD, DSC/DVC, Notebook PC etc as DC-DC converter inductors.

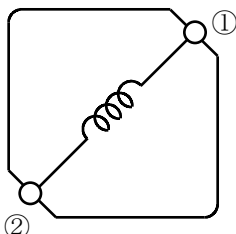
Dimension - [mm]



Land pattern and Schematics - [mm]



(3.0 μ H ~ 6.0 μ H)



(7.3 μ H ~ 100 μ H)

SMD Power Inductor

CDRH6D28



Electrical Characteristics

Part Name	Stamp	Inductance (μH) [within] ※1	D.C.R.(Ω) Max. (Typ.) (at 20°C)	Rated Current (A) ※2
CDRH6D28NP-3R0NC	3R0	3.0 \pm 30%	24m (18m)	3.00
CDRH6D28NP-3R9NC	3R9	3.9 \pm 30%	27m (20m)	2.60
CDRH6D28NP-5R0NC	5R0	5.0 \pm 30%	31m (23m)	2.40
CDRH6D28NP-6R0NC	6R0	6.0 \pm 30%	35m (26m)	2.25
CDRH6D28NP-7R3NC	7R3	7.3 \pm 30%	54m (40m)	2.10
CDRH6D28NP-8R6NC	8R6	8.6 \pm 30%	58m (43m)	1.85
CDRH6D28NP-100NC	100	10 \pm 30%	65m (48m)	1.70
CDRH6D28NP-120NC	120	12 \pm 30%	70m (52m)	1.55
CDRH6D28NP-150NC	150	15 \pm 30%	84m (62m)	1.40
CDRH6D28NP-180NC	180	18 \pm 30%	95m (70m)	1.32
CDRH6D28NP-220NC	220	22 \pm 30%	128m (95m)	1.20
CDRH6D28NP-270NC	270	27 \pm 30%	142m(105m)	1.05
CDRH6D28NP-330NC	330	33 \pm 30%	165m(122m)	0.97
CDRH6D28NP-390NC	390	39 \pm 30%	210m(156m)	0.86
CDRH6D28NP-470NC	470	47 \pm 30%	238m(176m)	0.80
CDRH6D28NP-560NC	560	56 \pm 30%	277m(205m)	0.73
CDRH6D28NP-680NC	680	68 \pm 30%	304m(225m)	0.65
CDRH6D28NP-820NC	820	82 \pm 30%	390m(290m)	0.60
CDRH6D28NP-101NC	101	100 \pm 30%	535m(397m)	0.54

※1. Inductance measuring condition: at 100kHz.

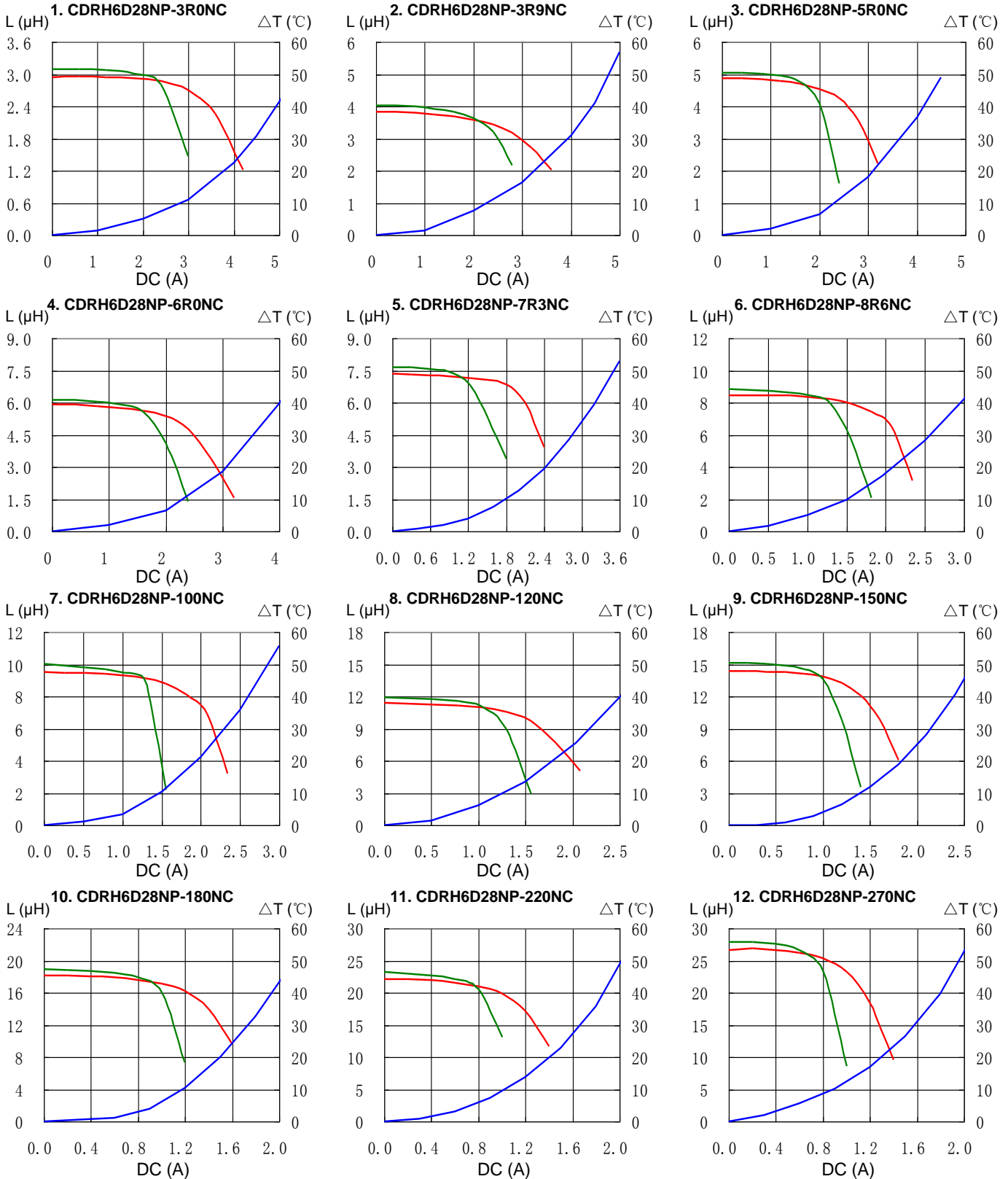
※2. Rated current: The DC current at which the inductance decreases to 65% of its nominal value or when $\Delta t=30^\circ\text{C}$, whichever is lower ($T_a=20^\circ\text{C}$).

SMD Power Inductor CDRH6D28



Saturation Current & Temperature Rise Graph

— L (20°C) — L (105°C) — ΔT

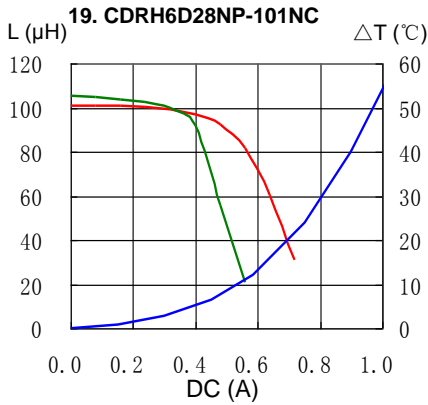
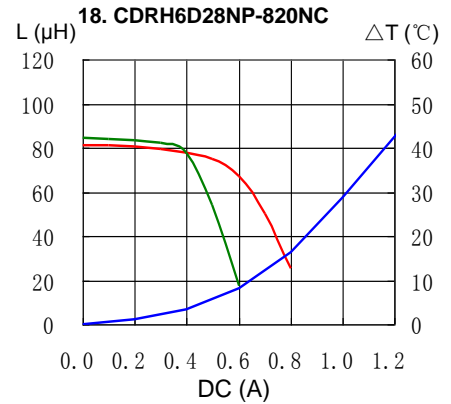
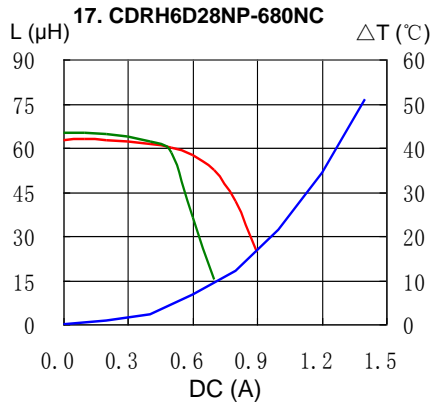
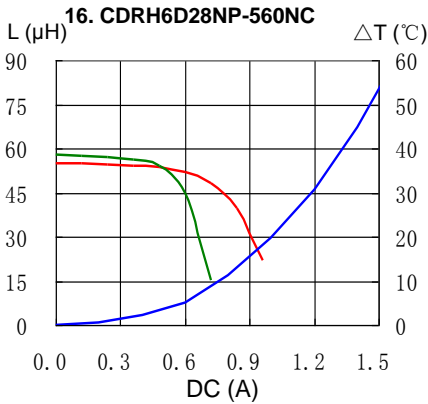
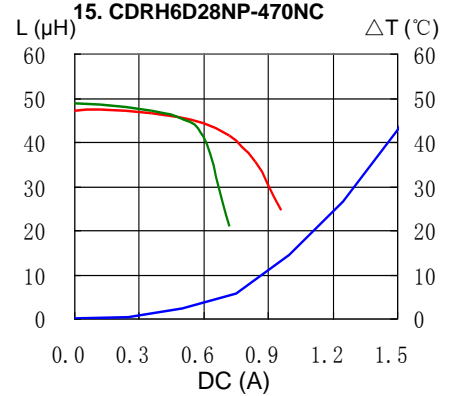
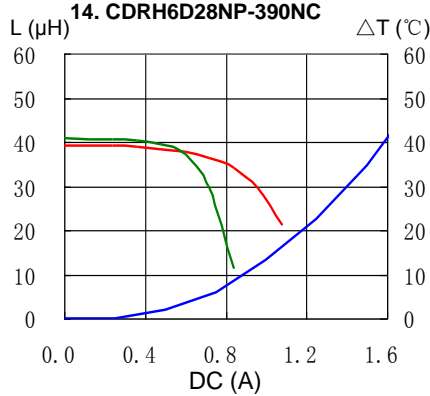
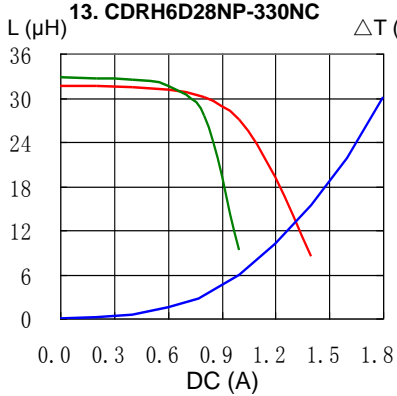


SMD Power Inductor CDRH6D28



Saturation Current & Temperature Rise Graph

— L (20°C) — L (105°C) — ΔT

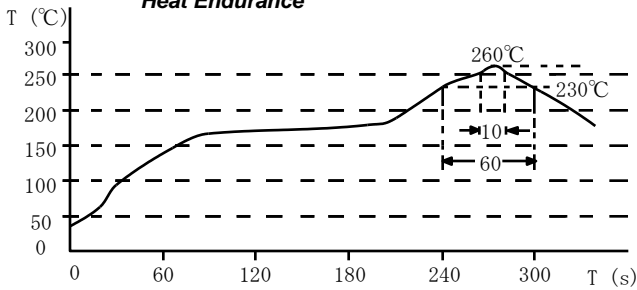


SMD Power Inductor CDRH6D28

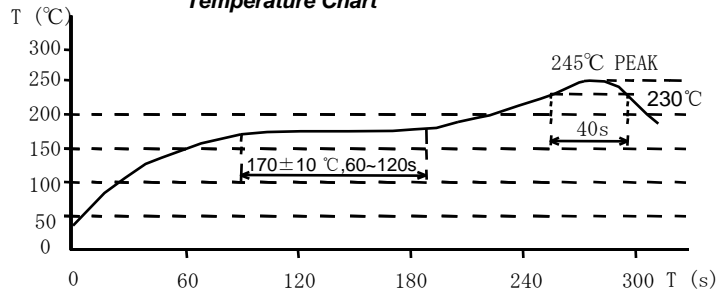


Solder Reflow Condition

Heat Endurance



Temperature Chart



Please refer to the sales offices on our website - <http://www.sumida.com>

Hong Kong

Tel.+852-2880-6781
FAX.+852-2565-9600
sales@hk.sumida.com

Saitama(Japan)

Tel.+81-48-691-7300
FAX.+81-48-691-7340
sales@jp.sumida.com

Chicago

Tel.+1-847-545-6700
FAX. +1-847-545-6720
sales@us.sumida.com

Shanghai

Tel.+86-21-5836-3299
FAX.+86-21-5836-3266
shanghai.sales@cn.sumida.com

Seoul

Tel.+82-2-6237-0777
FAX.+82-2-6237-0778
sales@kr.sumida.com

Obernzell

Tel.+49-8591-937-0
FAX. +49-8591-937-103
contact@eu.sumida.com

Shenzhen

Tel.+86-755-8291-0228
FAX.+86-755-8291-0338
shenzhen.sales@cn.sumida.com

Singapore

Tel.+65-6296-3388
FAX.+65-6841-4426
sales@sg.sumida.com

Neumarkt

Tel.+49-9181-4509-110
FAX. +49-9181-4509-310
infocomp@eu.sumida.com

Taipei

Tel.+886-2-8751-2737
FAX.+886-2-8751-2738
sales@tw.sumida.com

San Jose

Tel.+1-408-321-9660
FAX.+1-408-321-9308
sales@us.sumida.com