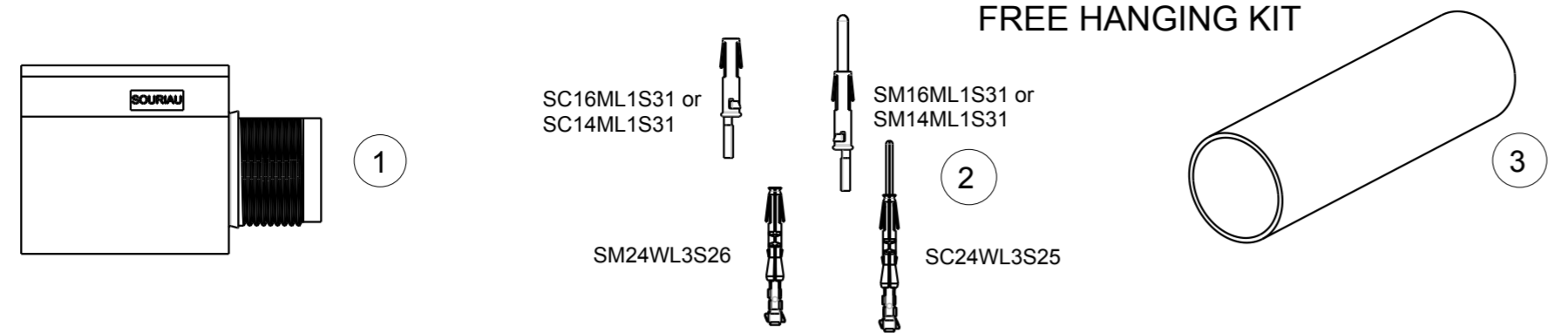


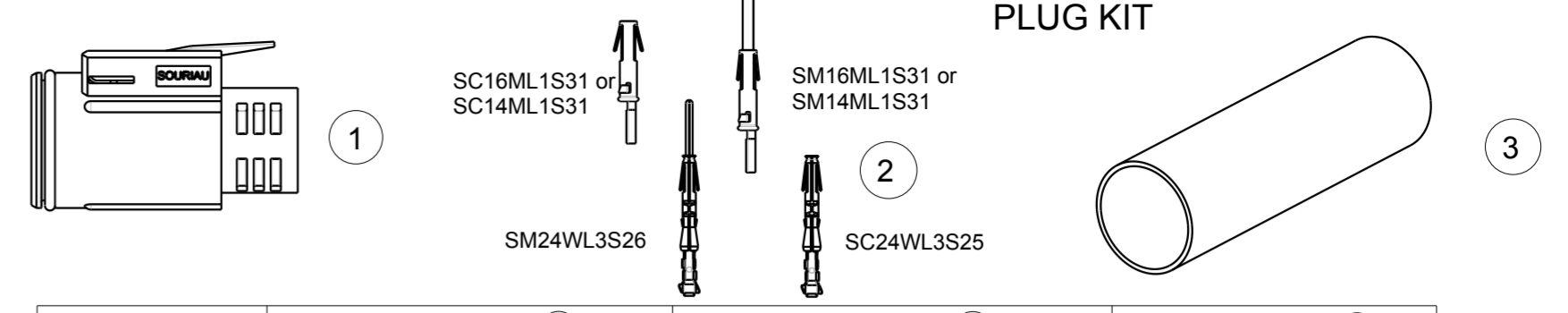
MI : 0 : B

FREE HANGING KIT



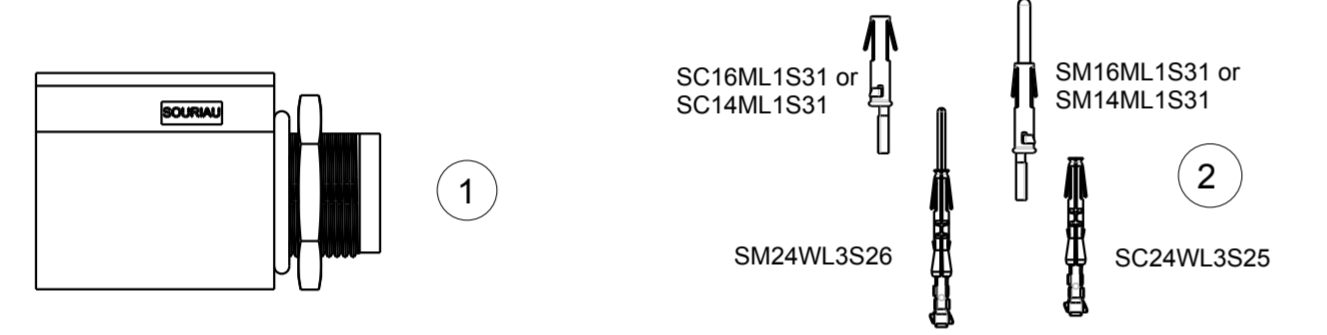
P/N KIT	CONNECTOR (1)			CONTACTS (2)			BACKSHELL (3)		
	P/N	QTY	DRAWING	P/N	QTY	DRAWING	P/N	QTY	DRAWING
UTL1102G1W3P16AWG	UTL1102G1W3P	x 1	UTL1-0051-C01	SM16ML1S31	x2	BS,C,200178001	HEATSHRINK BOOT	x1	-----
				SC16ML1S31	x1	BS,C,200178002			
				SM24WL3S26	x3	BS,C,202338001			
				SM14ML1S31	x2	BS,C,200178001			
UTL1102G1W3P14AWG				SC14ML1S31	x1	BS,C,200178002			
				SM24WL3S26	x3	BS,C,202338001			
UTL1102G1W3S16AWG	UTL1102G1W3S	x 1	UTL1-0052-C01	SM16ML1S31	x1	BS,C,200178001	HEATSHRINK BOOT	x1	-----
				SC16ML1S31	x2	BS,C,200178002			
				SC24WL3S25	x3	BS,C,202338001			
				SM14ML1S31	x1	BS,C,200178001			
UTL1102G1W3S14AWG				SC14ML1S31	x2	BS,C,200178002			
				SC24WL3S25	x3	BS,C,202338001			

PLUG KIT



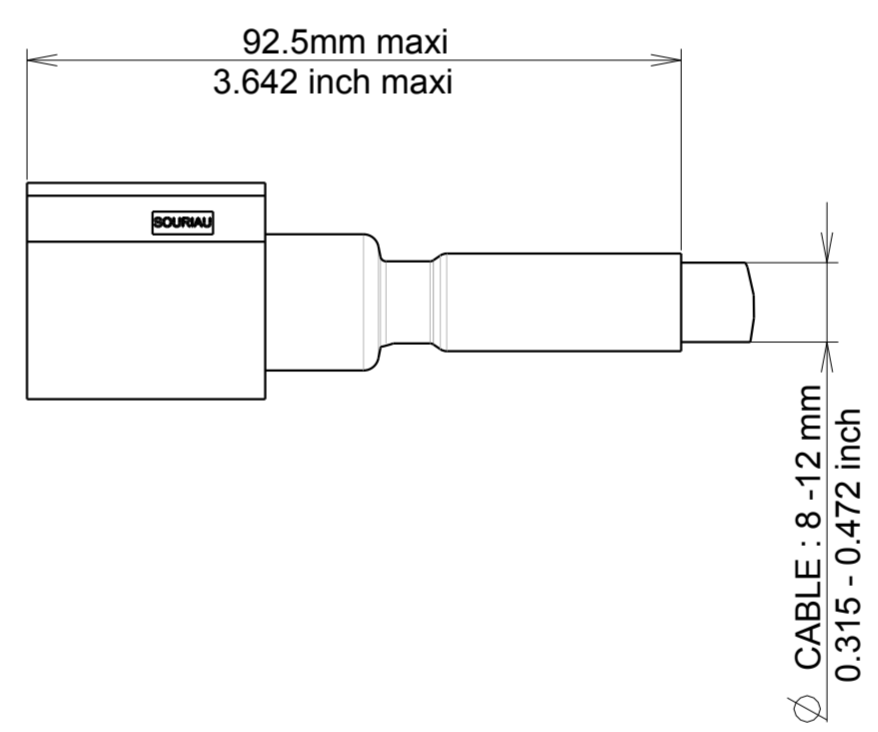
P/N KIT	CONNECTOR (1)			CONTACTS (2)			BACKSHELL (3)		
	P/N	QTY	DRAWING	P/N	QTY	DRAWING	P/N	QTY	DRAWING
UTL6102G1W3P16AWG	UTL7102G1W3P	x 1	UTL1-0049-C01	SM16ML1S31	x2	BS,C,200178001	HEATSHRINK BOOT	x1	-----
				SC16ML1S31	x1	BS,C,200178002			
				SM24WL3S26	x3	BS,C,202338001			
UTL6102G1W3P14AWG				SM14ML1S31	x2	BS,C,200178001			
				SC14ML1S31	x1	BS,C,200178002			
				SM24WL3S26	x3	BS,C,202338001			
UTL6102G1W3S16AWG	UTL7102G1W3S	x 1	UTL1-0050-C01	SM16ML1S31	x1	BS,C,200178001	HEATSHRINK BOOT	x1	-----
				SC16ML1S31	x2	BS,C,200178002			
				SC24WL3S25	x3	BS,C,202338001			
UTL6102G1W3S14AWG				SM14ML1S31	x1	BS,C,200178001			
				SC14ML1S31	x2	BS,C,200178002			
				SC24WL3S25	x3	BS,C,202338001			

JAM NUT RECEPTACLE CONNECTOR KIT

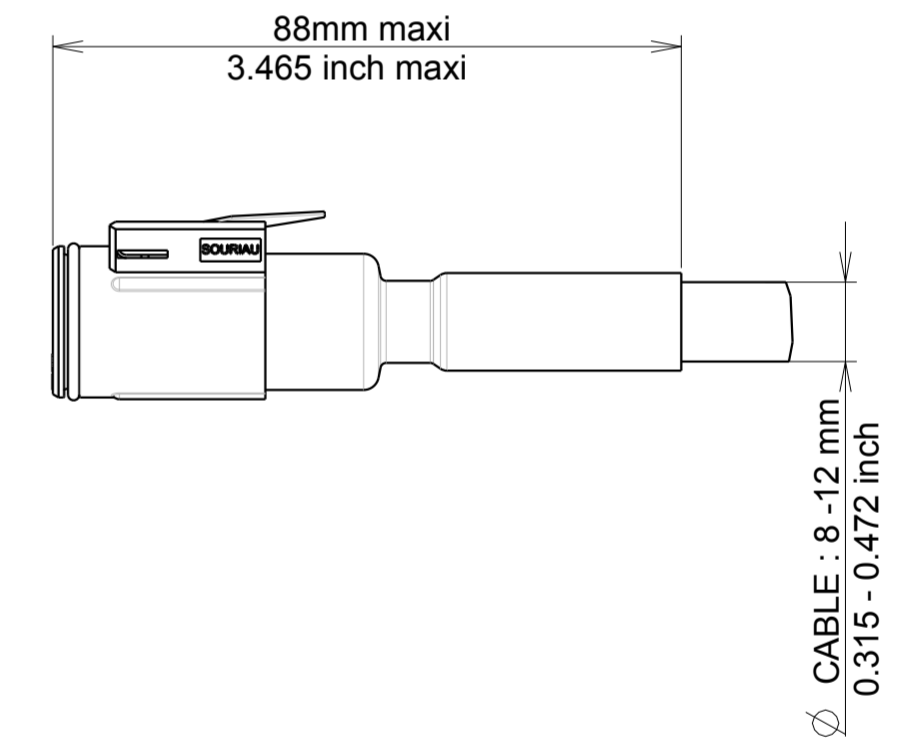


P/N KIT	CONNECTOR (1)			CONTACTS (2)		
	P/N	QTY	DRAWING	P/N	QTY	DRAWING
UTL7102G1W3P16AWG	UTL7102G1W3P	x 1	UTL1-0047-C01	SM16ML1S31	x2	BS,C,200178001
				SC16ML1S31	x1	BS,C,200178002
				SM24WL3S26	x3	BS,C,202338001
UTL7102G1W3P14AWG				SM14ML1S31	x2	BS,C,200178001
				SC14ML1S31	x1	BS,C,200178002
				SM24WL3S26	x3	BS,C,202338001
UTL7102G1W3S16AWG	UTL7102G1W3S	x 1	UTL1-0048-C01	SM16ML1S31	x1	BS,C,200178001
				SC16ML1S31	x2	BS,C,200178002
				SC24WL3S25	x3	BS,C,202338001
UTL7102G1W3S14AWG				SM14ML1S31	x1	BS,C,200178001
				SC14ML1S31	x2	BS,C,200178002
				SC24WL3S25	x3	BS,C,202338001

FREE HANGING (ex UTL1102G1W3P16AWG)



PLUG (ex UTL6102G1W3P16AWG)



P/N : SEE TABLE

NOTES :

Bill of material of each kit is detailed in tables
 Each kit is delivered in plastic bag with wiring instructions document (extract from BT292 document)
 UTL1* and UTL6 * kits includes a heat shrink boot.
 Heat shrink details : High-Shrink-Ratio (4:1), Adhesive-Lined Polyolefin Tubing
 For cable instruction, refer to BT 292

a	17/12/13	Creation of the drawing	
ISS	DATE	Latest modification - by:	Chantoiseau P. MOD N°
Designed by:	Chantoiseau P.	Date: 17/12/13	CUSTOMER DRAWING
TITLE	EVALUATION KIT UTL CONNECTOR		
Scale	1/1	General linear Tolerances: ± 0,2	NPRDS / PROJECT UTL
SOURIAU		WWW.SOURIAU.COM	This document is the property of SOURIAU. It must not be reproduced or communicated without permission.
FORMAT	A2	SOURIAU DRG N° UTL1-0059A-C01	SHEET 1 / 1