

# MS27510 and MS27511 Protective Plug and Receptacle Covers



MIL-DTL-38999

**MATING CONNECTOR**  
MIL-DTL-38999, Series II

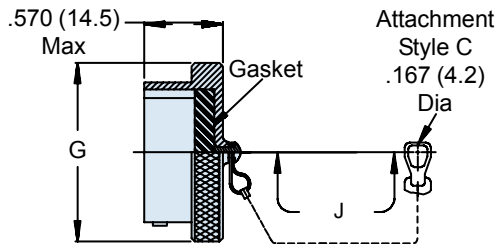
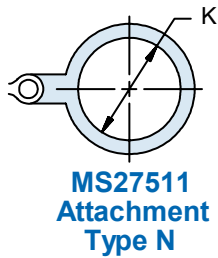
**Basic Part Number**  
MS27510 = Plug Cover  
MS27511 = Receptacle Cover

**Attachment Option**  
A = No Attachment  
C = Chain  
N = Chain with Ring (MS27511 Only)  
R = Rope (MS27511 Only)

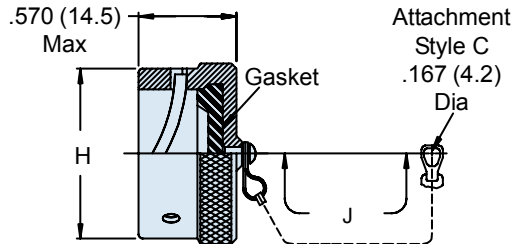
**MS27511** **B** **19** **C** **L**

**Finish**  
A = Gold Iridite over Cadmium over Nickel  
B = 500 Hour Cadmium Olive Drab  
C = Anodize  
F = Electroless Nickel  
T = Nickel Fluorocarbon Polymer  
Z = Zinc Nickel

**Length (Inches)**  
L = 5.0 (127.0)  
M = 6.0 (152.4) MS27510 Only  
N = 7.0 (177.8) MS27510 Only  
(Omit for Standard)



**MS27510 Plug Cover**



**MS27511 Receptacle Cover**

**TABLE I: Shell Size, Attachment and Dimensions**

Shell Size	G Dia Max	H Dia Max	J Attachment Length (Inches)	K Dia Min
8	.720 (18.3)	.630 (16.0)	3.000 (76.2)	.890 (22.6)
10	.850 (21.6)	.761 (19.3)	3.000 (76.2)	1.010 (25.7)
12	1.000 (25.4)	.936 (23.8)	3.000 (76.2)	1.140 (29.0)
14	1.130 (28.7)	1.074 (27.3)	3.500 (88.9)	1.260 (32.0)
16	1.250 (31.8)	1.172 (29.8)	3.500 (88.9)	1.390 (35.3)
18	1.380 (35.1)	1.304 (33.1)	3.500 (88.9)	1.510 (38.4)
20	1.500 (38.1)	1.435 (36.4)	4.000 (101.6)	1.640 (41.7)
22	1.630 (41.4)	1.560 (39.6)	4.000 (101.6)	1.760 (44.7)
24	1.750 (44.5)	1.688 (42.9)	4.000 (101.6)	1.890 (48.0)

- APPLICATION NOTES**
1. Assembly identified with manufacturer's name and part number, space permitting.
  2. For complete dimensions, see the applicable Military Specification.
  3. Metric dimensions (mm) are in parentheses.

Dimensions in inches (millimeters) and are subject to change without notice.