

NOTES:

1. ALL DIMENSIONS ARE REFERENCE.

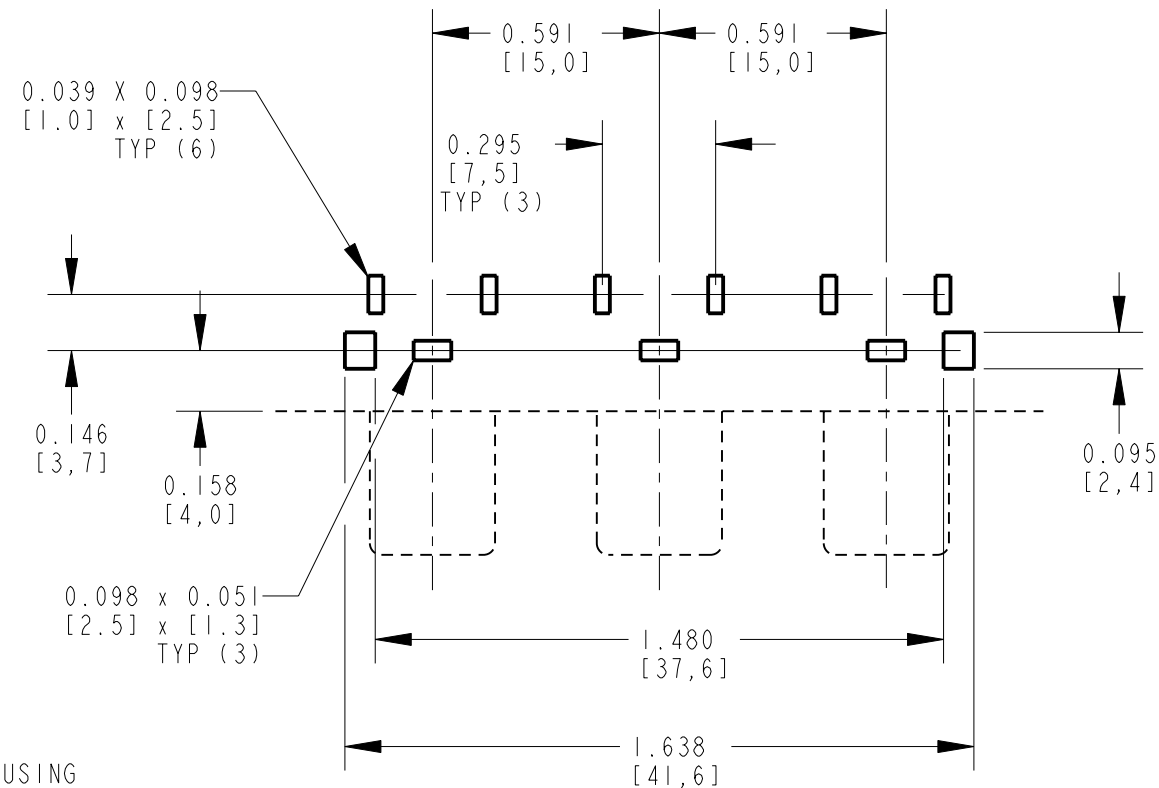
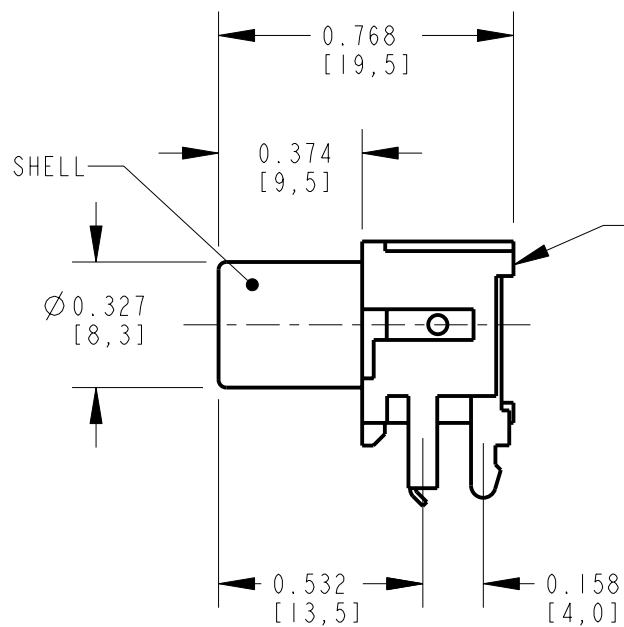
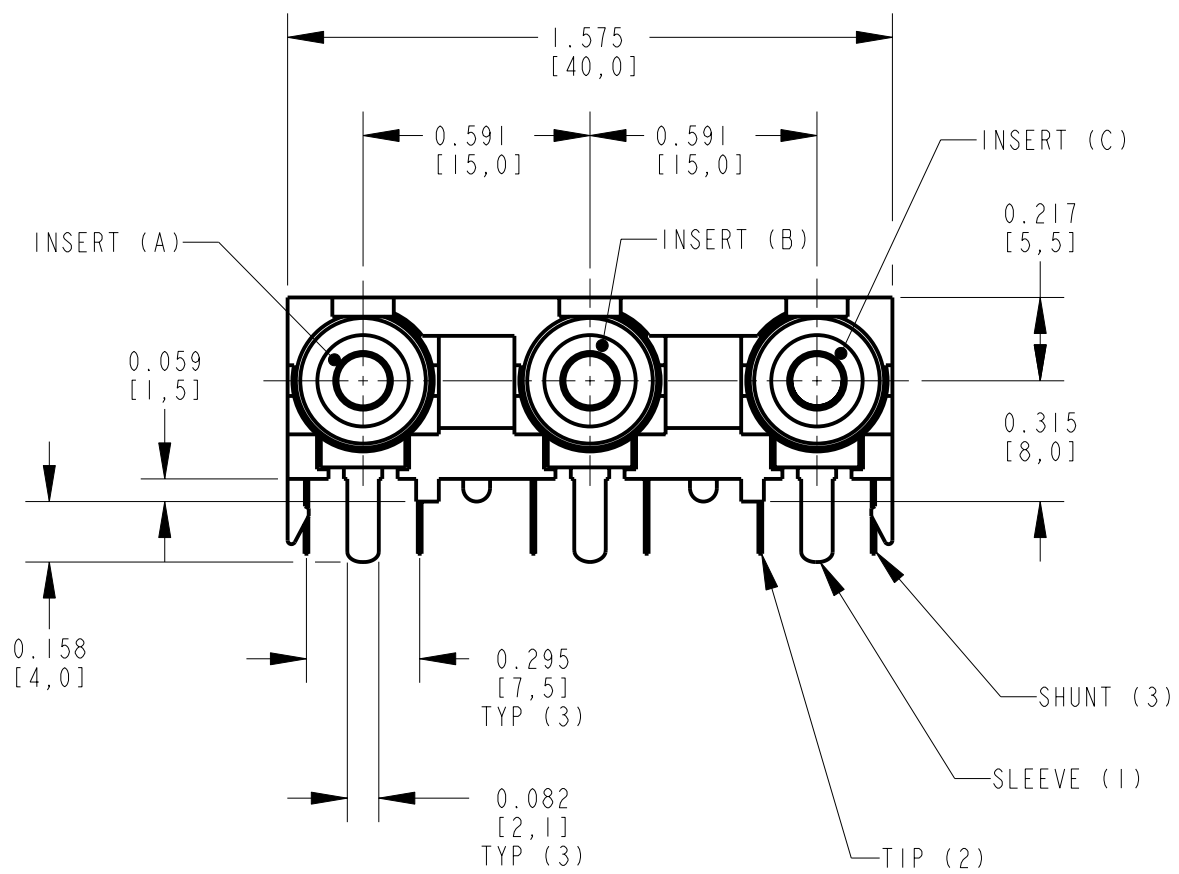
2. MATERIALS:

(B) HOUSING: ABS, UL-94HB, BLACK

(B) SHELL & SLEEVE TERMINALS: COPPER ALLOY, SEE TABLE FOR FINISH

TIP & SHUNT TERMINALS: COPPER ALLOY, TIN PLATED

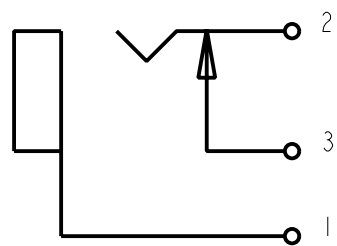
3. THIS PART IS RoHS COMPLIANT



P.C. BOARD LAYOUT
COMPONENT SIDE

PART NUMBER	INSERT (A)	INSERT (B)	INSERT (C)	SHELL AND SLEEVE TERMINAL FINISH
PJRN3XIU01X	RED	WHITE	YELLOW	NICKEL PLATED
PJRN3XIU01AUX	RED	WHITE	YELLOW	GOLD PLATED
PJRN3XIU02X	SEE SEPARATE DRAWING			
PJRN3XIU02AUX	SEE SEPARATE DRAWING			
PJRN3XIU03X	RED	GREEN	BLUE	NICKEL PLATED
PJRN3XIU03AUX	RED	GREEN	BLUE	GOLD PLATED
PJRN3XIU04X	YELLOW	RED	WHITE	NICKEL PLATED
PJRN3XIU05X	RED	YELLOW	WHITE	NICKEL PLATED

CUSTOMER DRAWING



SCHEMATIC
TYP (3) JACKS

REV	ECO NUMBER	DATE	BY	APVD
B	26316	1-7-09	TJK	TJK
A	25181	1-13-06	JL	TJK

REVISIONS

★ STAR SYMBOL DENOTES CRITICAL DIMENSION

UNLESS OTHERWISE SPECIFIED

- ALL DIMENSIONS IN INCHES
- TWO PLACE DECIMALS ±0.01
- THREE PLACE DECIMALS ±0.005
- ANGLES ±1°
- ALL DIA. CONCENTRIC WITHIN 0.005 T.I.R.
- FEATURES ON THE SAME CENTERLINE MUST BE ALIGNED WITHIN ±0.002
- REMOVE ALL BURRS

DO NOT SCALE DRAWING

THIS DRAWING DESCRIBES A DESIGN CONSIDERED PROPRIETARY IN NATURE, DEVELOPED AND MANUFACTURED BY SWITCHCRAFT INC. AND IS RELEASED ON A CONFIDENTIAL BASIS FOR IDENTIFICATION PURPOSES ONLY.

SIZE	WIDTH	MULT	LBS/M	TEMPER
FINISH				
SPEC No.			MATERIAL	
FIRST USED ON			SCALE	
DATE DRAWN			2:1	
BY	CHKD	APVD		
13-Jan-06	JL	TJK		
NAME			SHEET 1 OF 1	
PHONO JACK, RIGHT ANGLE			PART No.	
3 POS, PC MOUNT, UNSHIELDED RoHS			PJRN3XIU_X SERIES	
			REV	
			B	