



MULTILAYER CERAMIC CHIP CAPACITORS



CGA Series Automotive Grade Conductive Epoxy Application

Type:

- CGA2 [EIA CC0402]**
- CGA3 [EIA CC0603]**
- CGA4 [EIA CC0805]**
- CGA5 [EIA CC1206]**
- CGA6 [EIA CC1210]**

Issue date:
Dec 2014



REMINDERS

Please read before using this product

SAFETY REMINDERS



REMINDERS

1. If you intend to use a product listed in this catalog for a purpose that may cause loss of life or other damage, you must contact our company's sales window.
2. We may modify products or discontinue production of a product listed in this catalog without prior notification.
3. We provide "Delivery Specification" that explain precautions for the specifications and safety of each product listed in this catalog. We strongly recommend that you exchange these delivery specifications with customers that use one of these products.
4. If you plan to export a product listed in this catalog, keep in mind that it may be a restricted item according to the "Foreign Exchange and Foreign Trade Control Law". In such cases, it is necessary to acquire export permission in harmony with this law.
5. Any reproduction or transferring of the contents of this catalog is prohibited without prior permission from our company.
6. We are not responsible for problems that occur related to the intellectual property rights or other rights of our company or a third party when you use a product listed in this catalog. We do not grant license of these rights.
7. This catalog only applies to products purchased through our company or one of our company's official agencies. This catalog does not apply to products that are purchased through other third parties.

Notice: Effective January 2013, TDK will use a new catalog number which adds product thickness and packaging specification detail. This new catalog number should be referenced on all catalog orders going forward, and is not applicable for OEM part number orders. Please be aware the last five digits of the catalog number will differ from the item description (internal control number) on the product label. Contact your local TDK Sales representative for more information.

(Example)


| Catalog Issued date | Catalog Number | Item Description (On Delivery Label) |
|------------------------|---------------------|--------------------------------------|
| Prior to January 2013 | C1608C0G1E103J | C1608C0G1E103JT000N |
| January 2013 and Later | C1608C0G1E103J080AA | C1608C0G1E103JT000N |



CGA Series

Conductive Epoxy Application

Type: CGA2 [EIA CC0402], CGA3 [EIA CC0603], CGA4 [EIA CC0402], CGA3 [EIA CC0603], CGA3 [EIA CC0603]



Features



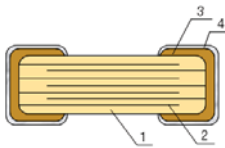
- AgPdCu termination for conductive glue mounting
- Reduce risk of silver migration
- Improved mechanical and thermal strength when use with conductive glue.
- AEC-Q200 compliant.
- Compliance with the RoHS Directive.

Applications



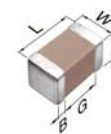
- Transmission control
- Engine sensor module
- Automotive power train
- Anti-Lock Breaking System
- Application requiring conductive glue mounting method

Design Structure



| No. | NAME | MATERIAL | |
|-----|--------------------|--------------------|--------------------|
| | | Class 1 | Class 2 |
| (1) | Ceramic Dielectric | CaZrO ₃ | BaTiO ₃ |
| (2) | Internal Electrode | Nickel (Ni) | |
| (3) | Termination | Copper (Cu) | |
| (4) | | AgPdCu | |

Shape & Dimensions



| | |
|---|------------------|
| L | Body Length |
| W | Body Width |
| T | Body Height |
| B | Terminal Width |
| G | Terminal Spacing |



Catalog Number Construction

CGA • 5 • L • 1 • X7R • 1E • 106 • K • 160 • A • D

Series Name

Dimensions L x W (mm)

| Code | Length | Width | Terminal |
|------|-------------------|-------------------|-----------|
| 2 | 1.00 ± 0.15 | 0.50 ± 0.10 | 0.10 min. |
| 3 | 1.60 ± 0.15 | 0.80 ± 0.15 | 0.20 min. |
| 4 | 2.00 ± 0.25 | 1.25 ± 0.25 | 0.20 min. |
| 5 | 3.20 + 0.30/-0.10 | 1.60 + 0.30/-0.10 | 0.20 min. |
| 6 | 3.20 ± 0.45 | 2.50 ± 0.30 | 0.20 min. |

Thickness T Code (mm)

| Code | Thickness | Code | Thickness |
|------|-----------|------|-----------|
| B | 0.50 mm | J | 1.25 mm |
| C | 0.60 mm | L | 1.60 mm |
| E | 0.80 mm | M | 2.00 mm |
| F | 0.85 mm | P | 2.50 mm |
| H | 1.15 mm | | |

Voltage Condition for Life Test

| Symbol | Condition |
|--------|------------|
| 1 | 1 × R.V. |
| 2 | 2 × R.V. |
| 3 | 1.5 × R.V. |

Temperature Characteristics

| Temperature Characteristics | Temperature Coefficient or Capacitance Change | Temperature Range |
|-----------------------------|---|-------------------|
| C0G | 0 ± 30ppm/°C | -55 to +125°C |
| X7R | ± 15% | -55 to +125°C |
| X8R | ± 15% | -55 to +150°C |

Rated Voltage (DC)

| Code | Voltage (DC) |
|------|--------------|
| 0J | 6.3V |
| 1C | 16V |
| 1E | 25V |
| 1V | 35V |
| 1H | 50V |
| 2A | 100V |

Nominal Capacitance (pF)

The capacitance is expressed in three digit codes and in units of pico Farads (pF). The first and second digits identify the first and second significant figures of the capacitance. The third digit identifies the multiplier. R designates a decimal point. Ex. 0R2 = 0.2pF; 103 = 10,000pF

Capacitance Tolerance

| Code | Tolerance |
|------|-----------|
| C | ± 0.25pF |
| D | ± 0.50pF |
| J | ± 5% |
| K | ± 10% |
| M | ± 20% |

Nominal Thickness

| Code | Thickness | Code | Thickness |
|------|-----------|------|-----------|
| 050 | 0.50 mm | 125 | 1.25 mm |
| 060 | 0.60 mm | 160 | 1.60 mm |
| 080 | 0.80 mm | 200 | 2.00 mm |
| 085 | 0.85 mm | 250 | 2.50 mm |
| 115 | 1.15 mm | | |

Packaging Style

| Code | Style |
|------|-------------------------|
| A | 178 mm Reel, 4 mm Pitch |
| B | 178 mm Reel, 2 mm Pitch |

Special Reserved Code

| Code | Description |
|------|------------------|
| D | Conductive Epoxy |



Capacitance Range Chart

CGA2(1005) [EIA CC0402]

Capacitance Range Chart

Temperature Characteristics: C0G ($0 \pm 30\text{ppm}/^\circ\text{C}$), X7R ($\pm 15\%$), X8R ($\pm 15\%$)

Rated Voltage: 50V (1H), 25V (1E), 16V (1C)

| Capacitance (pF) | Code | Tolerance | C0G | X7R | | | X8R | | |
|------------------|------|------------------------|----------|----------|----------|----------|----------|----------|----------|
| | | | 1H (50V) | 1H (50V) | 1E (25V) | 1C (16V) | 1H (50V) | 1E (25V) | 1C (16V) |
| 1.0 | 010 | C: $\pm 0.25\text{pF}$ | ■ | | | | | | |
| 1.5 | 1R5 | D: $\pm 0.50\text{pF}$ | ■ | | | | | | |
| 2.0 | 020 | J: $\pm 5\%$ | ■ | | | | | | |
| 2.2 | 2R2 | K: $\pm 10\%$ | ■ | | | | | | |
| 3.0 | 030 | M: $\pm 20\%$ | ■ | | | | | | |
| 3.3 | 3R3 | | ■ | | | | | | |
| 4.0 | 040 | | ■ | | | | | | |
| 4.7 | 4R7 | | ■ | | | | | | |
| 5.0 | 050 | | ■ | | | | | | |
| 6.0 | 060 | | ■ | | | | | | |
| 6.8 | 6R8 | | ■ | | | | | | |
| 7.0 | 070 | | ■ | | | | | | |
| 8.0 | 080 | | ■ | | | | | | |
| 9.0 | 090 | | ■ | | | | | | |
| 10 | 100 | | ■ | | | | | | |
| 12 | 120 | | ■ | | | | | | |
| 15 | 150 | | ■ | | | | | | |
| 18 | 180 | | ■ | | | | | | |
| 22 | 220 | | ■ | | | | | | |
| 27 | 270 | | ■ | | | | | | |
| 33 | 330 | | ■ | | | | | | |
| 39 | 390 | | ■ | | | | | | |
| 47 | 470 | | ■ | | | | | | |
| 56 | 560 | | ■ | | | | | | |
| 68 | 680 | | ■ | | | | | | |
| 82 | 820 | | ■ | | | | | | |
| 100 | 101 | | ■ | | | | | | |
| 120 | 121 | | ■ | | | | ■ | | |
| 150 | 151 | | ■ | | | | ■ | | |
| 180 | 181 | | ■ | | | | ■ | | |
| 220 | 221 | | ■ | | | | ■ | | |
| 270 | 271 | | ■ | | | | ■ | | |
| 330 | 331 | | ■ | | | | ■ | | |
| 390 | 391 | | ■ | | | | ■ | | |
| 470 | 471 | | ■ | | | | ■ | | |
| 560 | 561 | | ■ | | | | ■ | | |
| 680 | 681 | | ■ | | | | ■ | | |
| 820 | 821 | | ■ | | | | ■ | | |
| 1,000 | 102 | | ■ | | | | ■ | | |
| 1,500 | 152 | | ■ | | | | ■ | | |
| 2,200 | 222 | | ■ | | | | ■ | | |
| 3,300 | 332 | | ■ | | | | ■ | | |
| 4,700 | 472 | | ■ | | | | ■ | | |
| 6,800 | 682 | | ■ | | | | ■ | | |
| 10,000 | 103 | | ■ | ■ | | | ■ | ■ | |
| 15,000 | 153 | | ■ | ■ | | | ■ | ■ | |
| 22,000 | 223 | | ■ | ■ | ■ | | ■ | ■ | |
| 33,000 | 333 | | ■ | ■ | ■ | ■ | ■ | ■ | |
| 47,000 | 473 | | ■ | ■ | ■ | ■ | ■ | ■ | |
| 68,000 | 683 | | ■ | ■ | ■ | ■ | ■ | ■ | |
| 100,000 | 104 | | ■ | ■ | ■ | ■ | ■ | ■ | ■ |

Standard Thickness

■ 0.50 mm



Capacitance Range Chart

CGA3(1608) [EIA CC0603]

Capacitance Range Chart

Temperature Characteristics: C0G ($0 \pm 30\text{ppm}/^\circ\text{C}$)
 Rated Voltage: 100V (2A), 50V (1H)

| Capacitance (pF) | Code | Tolerance | C0G | |
|------------------|------|--|-----------|----------|
| | | | 2A (100V) | 1H (50V) |
| 1.0 | 010 | C: $\pm 0.25\text{pF}$ D: $\pm 0.50\text{pF}$ | | |
| 1.5 | 1R5 | | | |
| 2.0 | 020 | | | |
| 2.2 | 2R2 | | | |
| 3.0 | 030 | | | |
| 3.3 | 3R3 | | | |
| 4.0 | 040 | | | |
| 4.7 | 4R7 | | | |
| 5.0 | 050 | | | |
| 6.0 | 060 | | | |
| 6.8 | 6R8 | | | |
| 7.0 | 070 | | | |
| 8.0 | 080 | | | |
| 9.0 | 090 | | | |
| 10 | 100 | | | |
| 12 | 120 | | | |
| 15 | 150 | | | |
| 18 | 180 | | | |
| 22 | 220 | | | |
| 27 | 270 | | | |
| 33 | 330 | | | |
| 39 | 390 | | | |
| 47 | 470 | | | |
| 56 | 560 | | | |
| 68 | 680 | | | |
| 82 | 820 | | | |
| 100 | 101 | | | |
| 120 | 121 | | | |
| 150 | 151 | | | |
| 180 | 181 | | | |
| 220 | 221 | | | |
| 270 | 271 | | | |
| 330 | 331 | | | |
| 390 | 391 | | | |
| 470 | 471 | | | |
| 560 | 561 | | | |
| 680 | 681 | | | |
| 820 | 821 | | | |
| 1,000 | 102 | | | |
| 1,200 | 122 | | | |
| 1,500 | 152 | | | |
| 1,800 | 182 | | | |
| 2,200 | 222 | | | |
| 2,700 | 272 | | | |
| 3,300 | 332 | | | |
| 3,900 | 392 | | | |
| 4,700 | 472 | | | |
| 5,600 | 562 | | | |
| 6,800 | 682 | | | |
| 8,200 | 822 | | | |
| 10,000 | 103 | | | |

Standard Thickness

0.80 mm

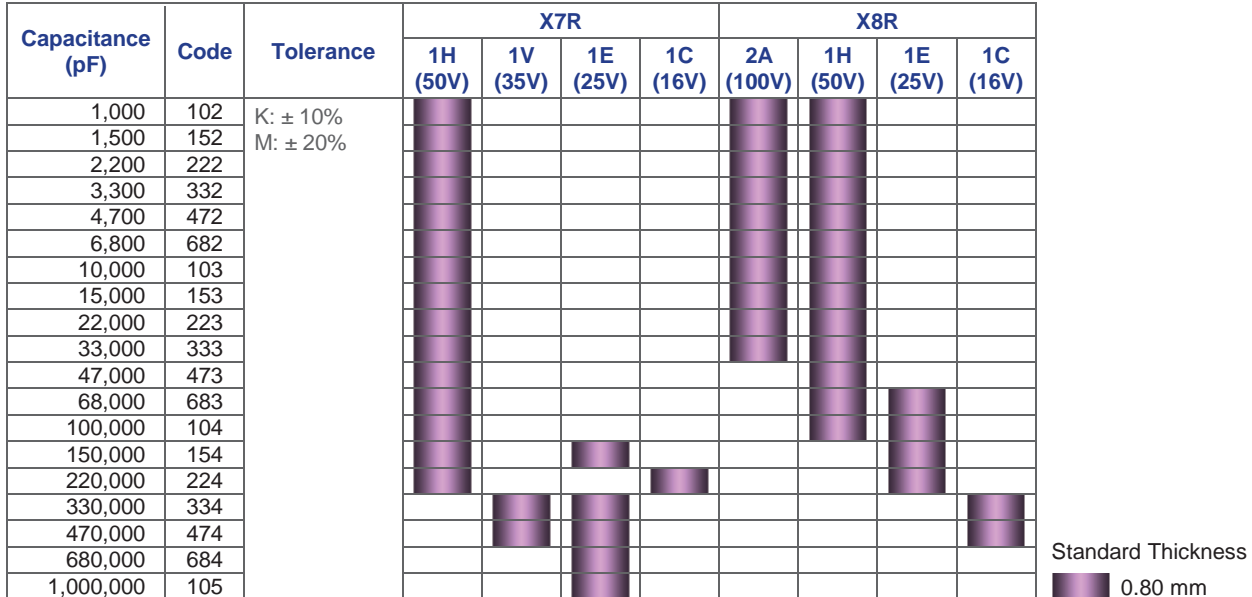


Capacitance Range Chart

CGA3(1608) [EIA CC0603]

Capacitance Range Chart

Temperature Characteristics: X7R ($\pm 15\%$), X8R ($\pm 15\%$)
 Rated Voltage: 100V (2A), 50V (1H), 35V (1V), 25V (1E), 16V (1C)

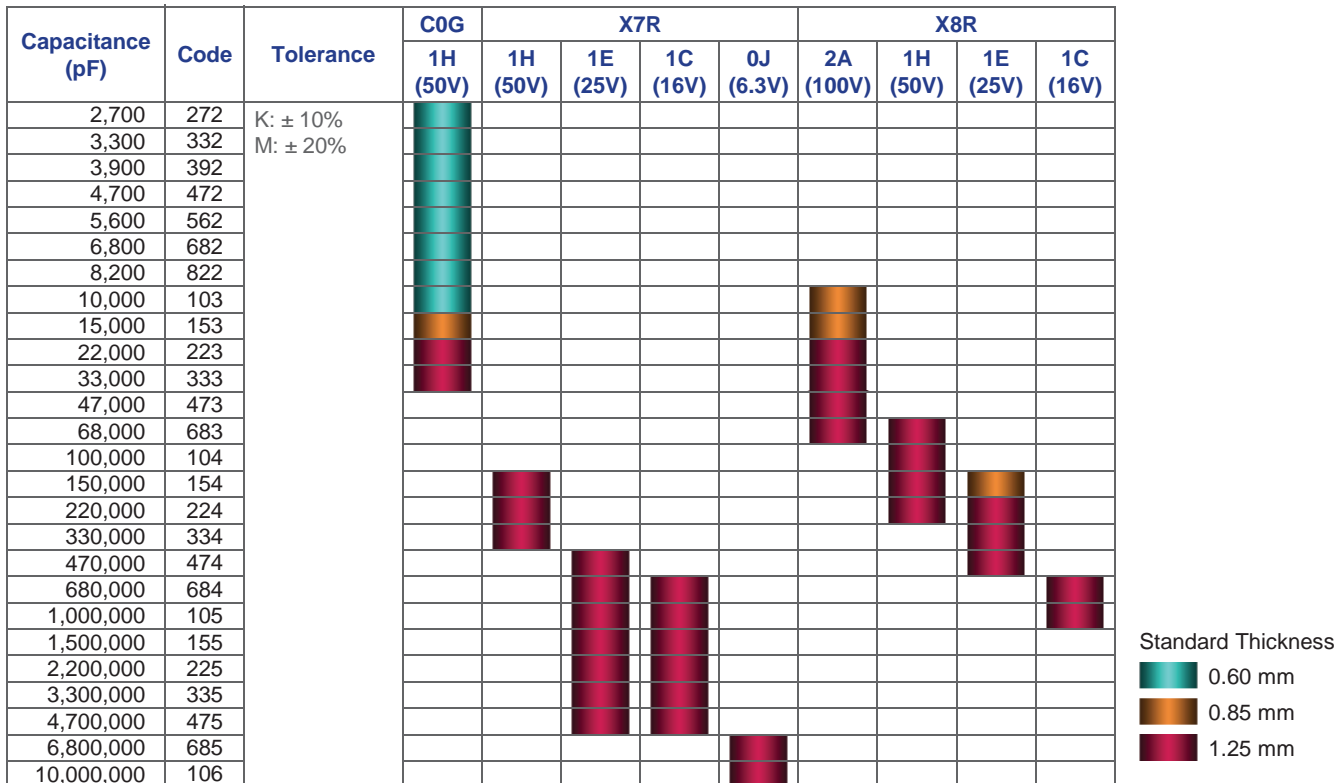


Capacitance Range Chart

CGA4(2012) [EIA CC0805]

Capacitance Range Chart

Temperature Characteristics: X7R ($\pm 15\%$), X8R ($\pm 15\%$)
 Rated Voltage: 100V (2A), 50V (1H), 25V (1V), 25V (1E), 16V (1C)



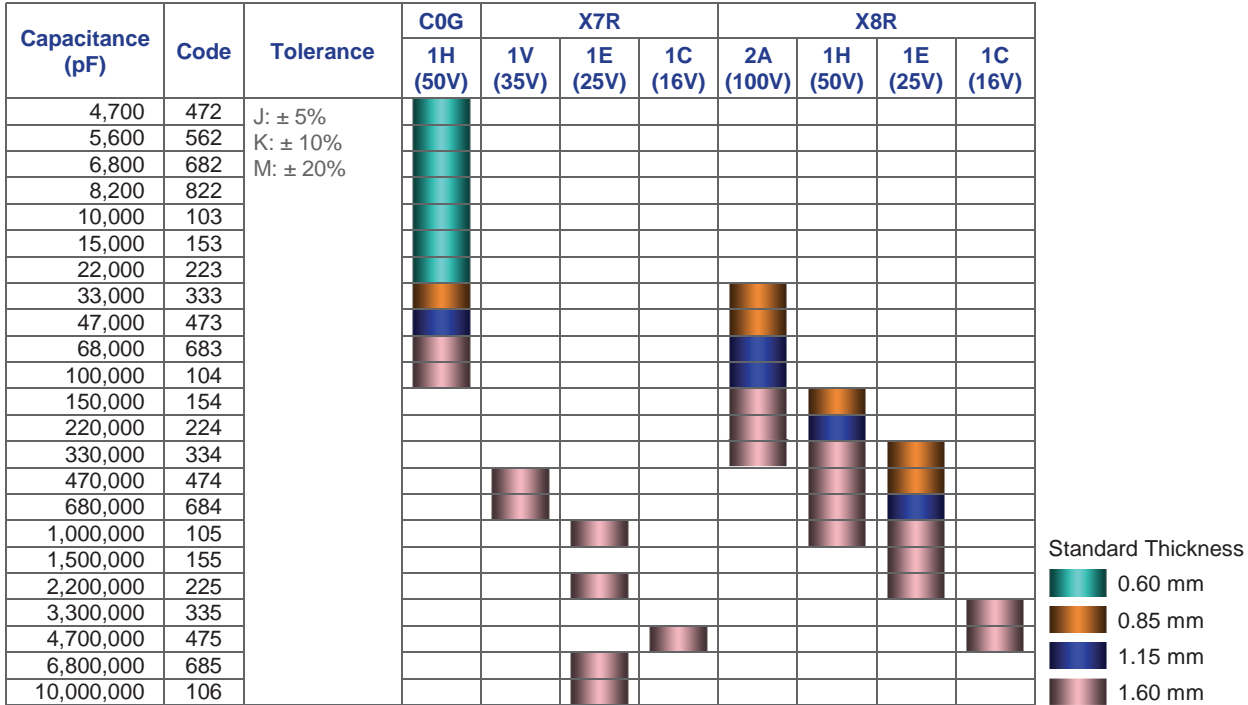


Capacitance Range Chart

CGA5(3216)[EIA CC1206]

Capacitance Range Chart

Temperature Characteristics: C0G (0 ± 30ppm/°C), X7R (±15%), X8R (±15%)
 Rated Voltage: 100V (2A), 50V (1H), 35V (1V), 25V (1E), 16V (1C)




Capacitance Range Chart

CGA6(3225)[EIA CC1210]

Capacitance Range Chart

Temperature Characteristics: X7R (±15%), X8R (±15%)
 Rated Voltage: 100V (2A), 50V (1H), 25V (1E), 16V (1C)





Capacitance Range Table

Class 1 (Temperature Compensating)

Temperature Characteristics: C0G (-55 to +125°C, 0±30 ppm/°C)

| Capacitance | Size | Thickness (mm) | Capacitance Tolerance | Catalog Number | | | |
|-------------|------|----------------|-----------------------|-------------------------|------------------------|------------------------|------------------------|
| | | | | Rated Voltage Edc: 100V | Rated Voltage Edc: 50V | Rated Voltage Edc: 25V | Rated Voltage Edc: 16V |
| 1 pF | 1005 | 0.50 ± 0.10 | ± 0.25pF | | CGA2B2C0G1H010C050BD | | |
| | 1608 | 0.80 ± 0.15 | ± 0.25pF | CGA3E2C0G2A010C080AD | CGA3E2C0G1H010C080AD | | |
| 1.5 pF | 1005 | 0.50 ± 0.10 | ± 0.25pF | | CGA2B2C0G1H1R5C050BD | | |
| | 1608 | 0.80 ± 0.15 | ± 0.25pF | CGA3E2C0G2A1R5C080AD | CGA3E2C0G1H1R5C080AD | | |
| 2 pF | 1005 | 0.50 ± 0.10 | ± 0.25pF | | CGA2B2C0G1H020C050BD | | |
| | 1608 | 0.80 ± 0.15 | ± 0.25pF | CGA3E2C0G2A020C080AD | CGA3E2C0G1H020C080AD | | |
| 2.2 pF | 1005 | 0.50 ± 0.10 | ± 0.25pF | | CGA2B2C0G1H2R2C050BD | | |
| | 1608 | 0.80 ± 0.15 | ± 0.25pF | CGA3E2C0G2A2R2C080AD | CGA3E2C0G1H2R2C080AD | | |
| 3 pF | 1005 | 0.50 ± 0.10 | ± 0.25pF | | CGA2B2C0G1H030C050BD | | |
| | 1608 | 0.80 ± 0.15 | ± 0.25pF | CGA3E2C0G2A030C080AD | CGA3E2C0G1H030C080AD | | |
| 3.3 pF | 1005 | 0.50 ± 0.10 | ± 0.25pF | | CGA2B2C0G1H3R3C050BD | | |
| | 1608 | 0.80 ± 0.15 | ± 0.25pF | CGA3E2C0G2A3R3C080AD | CGA3E2C0G1H3R3C080AD | | |
| 4 pF | 1005 | 0.50 ± 0.10 | ± 0.25pF | | CGA2B2C0G1H040C050BD | | |
| | 1608 | 0.80 ± 0.15 | ± 0.25pF | CGA3E2C0G2A040C080AD | CGA3E2C0G1H040C080AD | | |
| 4.7 pF | 1005 | 0.50 ± 0.10 | ± 0.25pF | | CGA2B2C0G1H4R7C050BD | | |
| | 1608 | 0.80 ± 0.15 | ± 0.25pF | CGA3E2C0G2A4R7C080AD | CGA3E2C0G1H4R7C080AD | | |
| 5 pF | 1005 | 0.50 ± 0.10 | ± 0.25pF | | CGA2B2C0G1H050C050BD | | |
| | 1608 | 0.80 ± 0.15 | ± 0.25pF | CGA3E2C0G2A050C080AD | CGA3E2C0G1H050C080AD | | |
| 6 pF | 1005 | 0.50 ± 0.10 | ± 0.50pF | | CGA2B2C0G1H060D050BD | | |
| | 1608 | 0.80 ± 0.15 | ± 0.50pF | CGA3E2C0G2A060D080AD | CGA3E2C0G1H060D080AD | | |
| 6.8 pF | 1005 | 0.50 ± 0.10 | ± 0.50pF | | CGA2B2C0G1H6R8D050BD | | |
| | 1608 | 0.80 ± 0.15 | ± 0.50pF | CGA3E2C0G2A6R8D080AD | CGA3E2C0G1H6R8D080AD | | |
| 7 pF | 1005 | 0.50 ± 0.10 | ± 0.50pF | | CGA2B2C0G1H070D050BD | | |
| | 1608 | 0.80 ± 0.15 | ± 0.50pF | CGA3E2C0G2A070D080AD | CGA3E2C0G1H070D080AD | | |
| 8 pF | 1005 | 0.50 ± 0.10 | ± 0.50pF | | CGA2B2C0G1H080D050BD | | |
| | 1608 | 0.80 ± 0.15 | ± 0.50pF | CGA3E2C0G2A080D080AD | CGA3E2C0G1H080D080AD | | |
| 9 pF | 1005 | 0.50 ± 0.10 | ± 0.50pF | | CGA2B2C0G1H090D050BD | | |
| | 1608 | 0.80 ± 0.15 | ± 0.50pF | CGA3E2C0G2A090D080AD | CGA3E2C0G1H090D080AD | | |
| 10 pF | 1005 | 0.50 ± 0.10 | ± 0.50pF | | CGA2B2C0G1H100D050BD | | |
| | 1608 | 0.80 ± 0.15 | ± 0.50pF | CGA3E2C0G2A100D080AD | CGA3E2C0G1H100D080AD | | |
| 12 pF | 1005 | 0.50 ± 0.10 | ± 5% | | CGA2B2C0G1H120J050BD | | |
| | 1608 | 0.80 ± 0.15 | ± 5% | CGA3E2C0G2A120J080AD | CGA3E2C0G1H120J080AD | | |
| 15 pF | 1005 | 0.50 ± 0.10 | ± 5% | | CGA2B2C0G1H150J050BD | | |
| | 1608 | 0.80 ± 0.15 | ± 5% | CGA3E2C0G2A150J080AD | CGA3E2C0G1H150J080AD | | |
| 18 pF | 1005 | 0.50 ± 0.10 | ± 5% | | CGA2B2C0G1H180J050BD | | |
| | 1608 | 0.80 ± 0.15 | ± 5% | CGA3E2C0G2A180J080AD | CGA3E2C0G1H180J080AD | | |
| 22 pF | 1005 | 0.50 ± 0.10 | ± 5% | | CGA2B2C0G1H220J050BD | | |
| | 1608 | 0.80 ± 0.15 | ± 5% | CGA3E2C0G2A220J080AD | CGA3E2C0G1H220J080AD | | |
| 27 pF | 1005 | 0.50 ± 0.10 | ± 5% | | CGA2B2C0G1H270J050BD | | |
| | 1608 | 0.80 ± 0.15 | ± 5% | CGA3E2C0G2A270J080AD | CGA3E2C0G1H270J080AD | | |
| 33 pF | 1005 | 0.50 ± 0.10 | ± 5% | | CGA2B2C0G1H330J050BD | | |
| | 1608 | 0.80 ± 0.15 | ± 5% | CGA3E2C0G2A330J080AD | CGA3E2C0G1H330J080AD | | |
| 39 pF | 1005 | 0.50 ± 0.10 | ± 5% | | CGA2B2C0G1H390J050BD | | |
| | 1608 | 0.80 ± 0.15 | ± 5% | CGA3E2C0G2A390J080AD | CGA3E2C0G1H390J080AD | | |
| 47 pF | 1005 | 0.50 ± 0.10 | ± 5% | | CGA2B2C0G1H470J050BD | | |
| | 1608 | 0.80 ± 0.15 | ± 5% | CGA3E2C0G2A470J080AD | CGA3E2C0G1H470J080AD | | |
| 56 pF | 1005 | 0.50 ± 0.10 | ± 5% | | CGA2B2C0G1H560J050BD | | |
| | 1608 | 0.80 ± 0.15 | ± 5% | CGA3E2C0G2A560J080AD | CGA3E2C0G1H560J080AD | | |
| 68 pF | 1005 | 0.50 ± 0.10 | ± 5% | | CGA2B2C0G1H680J050BD | | |
| | 1608 | 0.80 ± 0.15 | ± 5% | CGA3E2C0G2A680J080AD | CGA3E2C0G1H680J080AD | | |
| 82 pF | 1005 | 0.50 ± 0.10 | ± 5% | | CGA2B2C0G1H820J050BD | | |
| | 1608 | 0.80 ± 0.15 | ± 5% | CGA3E2C0G2A820J080AD | CGA3E2C0G1H820J080AD | | |
| 100 pF | 1005 | 0.50 ± 0.10 | ± 5% | | CGA2B2C0G1H101J050BD | | |
| | 1608 | 0.80 ± 0.15 | ± 5% | CGA3E2C0G2A101J080AD | CGA3E2C0G1H101J080AD | | |
| 120 pF | 1005 | 0.50 ± 0.10 | ± 5% | | CGA2B2C0G1H121J050BD | | |
| | 1608 | 0.80 ± 0.15 | ± 5% | CGA3E2C0G2A121J080AD | CGA3E2C0G1H121J080AD | | |
| 150 pF | 1005 | 0.50 ± 0.10 | ± 5% | | CGA2B2C0G1H151J050BD | | |
| | 1608 | 0.80 ± 0.15 | ± 5% | CGA3E2C0G2A151J080AD | CGA3E2C0G1H151J080AD | | |
| 180 pF | 1005 | 0.50 ± 0.10 | ± 5% | | CGA2B2C0G1H181J050BD | | |
| | 1608 | 0.80 ± 0.15 | ± 5% | CGA3E2C0G2A181J080AD | CGA3E2C0G1H181J080AD | | |



Capacitance Range Table

Class 1 (Temperature Compensating)

Temperature Characteristics: C0G (-55 to +125°C, 0±30 ppm/°C)

| Capacitance | Size | Thickness (mm) | Capacitance Tolerance | Catalog Number | | | |
|-------------|------|------------------|-----------------------|-------------------------|------------------------|------------------------|------------------------|
| | | | | Rated Voltage Edc: 100V | Rated Voltage Edc: 50V | Rated Voltage Edc: 25V | Rated Voltage Edc: 16V |
| 220 pF | 1005 | 0.50 ± 0.10 | ± 5% | | CGA2B2C0G1H221J050BD | | |
| | 1608 | 0.80 ± 0.15 | ± 5% | CGA3E2C0G2A221J080AD | CGA3E2C0G1H221J080AD | | |
| 270 pF | 1005 | 0.50 ± 0.10 | ± 5% | | CGA2B2C0G1H271J050BD | | |
| | 1608 | 0.80 ± 0.15 | ± 5% | CGA3E2C0G2A271J080AD | CGA3E2C0G1H271J080AD | | |
| 330 pF | 1005 | 0.50 ± 0.10 | ± 5% | | CGA2B2C0G1H331J050BD | | |
| | 1608 | 0.80 ± 0.15 | ± 5% | CGA3E2C0G2A331J080AD | CGA3E2C0G1H331J080AD | | |
| 390 pF | 1005 | 0.50 ± 0.10 | ± 5% | | CGA2B2C0G1H391J050BD | | |
| | 1608 | 0.80 ± 0.15 | ± 5% | CGA3E2C0G2A391J080AD | CGA3E2C0G1H391J080AD | | |
| 470 pF | 1005 | 0.50 ± 0.10 | ± 5% | | CGA2B2C0G1H471J050BD | | |
| | 1608 | 0.80 ± 0.15 | ± 5% | CGA3E2C0G2A471J080AD | CGA3E2C0G1H471J080AD | | |
| 560 pF | 1005 | 0.50 ± 0.10 | ± 5% | | CGA2B2C0G1H561J050BD | | |
| | 1608 | 0.80 ± 0.15 | ± 5% | CGA3E2C0G2A561J080AD | CGA3E2C0G1H561J080AD | | |
| 680 pF | 1005 | 0.50 ± 0.10 | ± 5% | | CGA2B2C0G1H681J050BD | | |
| | 1608 | 0.80 ± 0.15 | ± 5% | CGA3E2C0G2A681J080AD | CGA3E2C0G1H681J080AD | | |
| 820 pF | 1005 | 0.50 ± 0.10 | ± 5% | | CGA2B2C0G1H821J050BD | | |
| | 1608 | 0.80 ± 0.15 | ± 5% | CGA3E2C0G2A821J080AD | CGA3E2C0G1H821J080AD | | |
| 1 nF | 1005 | 0.50 ± 0.10 | ± 5% | | CGA2B2C0G1H102J050BD | | |
| | 1608 | 0.80 ± 0.15 | ± 5% | CGA3E2C0G2A102J080AD | CGA3E2C0G1H102J080AD | | |
| 1.2 nF | 1608 | 0.80 ± 0.15 | ± 5% | CGA3E2C0G2A122J080AD | CGA3E2C0G1H122J080AD | | |
| | 1608 | 0.80 ± 0.15 | ± 5% | | CGA3E2C0G1H152J080AD | | |
| 1.5 nF | 1608 | 0.80 ± 0.15 | ± 5% | | CGA3E2C0G1H182J080AD | | |
| | 1608 | 0.80 ± 0.15 | ± 5% | | CGA3E2C0G1H222J080AD | | |
| 2.2 nF | 1608 | 0.80 ± 0.15 | ± 5% | | CGA3E2C0G1H272J080AD | | |
| | 1608 | 0.80 ± 0.15 | ± 5% | | CGA4C2C0G1H272J060AD | | |
| 2.7 nF | 1608 | 0.80 ± 0.15 | ± 5% | | CGA3E2C0G1H332J080AD | | |
| | 2012 | 0.60 ± 0.15 | ± 5% | | CGA4C2C0G1H332J060AD | | |
| 3.3 nF | 1608 | 0.80 ± 0.15 | ± 5% | | CGA3E2C0G1H392J080AD | | |
| | 2012 | 0.60 ± 0.15 | ± 5% | | CGA4C2C0G1H392J060AD | | |
| 3.9 nF | 1608 | 0.80 ± 0.15 | ± 5% | | CGA3E2C0G1H472J080AD | | |
| | 2012 | 0.60 ± 0.15 | ± 5% | | CGA4C2C0G1H472J060AD | | |
| 4.7 nF | 3216 | 0.60 ± 0.15 | ± 5% | | CGA5C2C0G1H472J060AD | | |
| | 1608 | 0.80 ± 0.15 | ± 5% | | CGA3E2C0G1H562J080AD | | |
| 5.6 nF | 2012 | 0.60 ± 0.15 | ± 5% | | CGA4C2C0G1H562J060AD | | |
| | 3216 | 0.60 ± 0.15 | ± 5% | | CGA5C2C0G1H562J060AD | | |
| 6.8 nF | 1608 | 0.80 ± 0.15 | ± 5% | | CGA3E2C0G1H682J080AD | | |
| | 2012 | 0.60 ± 0.15 | ± 5% | | CGA4C2C0G1H682J060AD | | |
| 8.2 nF | 3216 | 0.60 ± 0.15 | ± 5% | | CGA5C2C0G1H682J060AD | | |
| | 1608 | 0.80 ± 0.15 | ± 5% | | CGA3E2C0G1H103J080AD | | |
| 10 nF | 2012 | 0.60 ± 0.15 | ± 5% | | CGA4C2C0G1H103J060AD | | |
| | 3216 | 0.60 ± 0.15 | ± 5% | | CGA5C2C0G1H103J060AD | | |
| 15 nF | 2012 | 0.85 ± 0.15 | ± 5% | | CGA4F2C0G1H153J085AD | | |
| | 3216 | 0.60 ± 0.15 | ± 5% | | CGA5C2C0G1H153J060AD | | |
| 22 nF | 2012 | 1.25 ± 0.25 | ± 5% | | CGA4J2C0G1H223J125AD | | |
| | 3216 | 0.60 ± 0.15 | ± 5% | | CGA5C2C0G1H223J060AD | | |
| 33 nF | 2012 | 1.25 ± 0.25 | ± 5% | | CGA4J2C0G1H333J125AD | | |
| | 3216 | 0.85 ± 0.15 | ± 5% | | CGA5F2C0G1H333J085AD | | |
| 47 nF | 3216 | 1.15 ± 0.15 | ± 5% | | CGA5H2C0G1H473J115AD | | |
| 68 nF | 3216 | 1.60 +0.30/-0.10 | ± 5% | | CGA5L2C0G1H683J160AD | | |
| 100 nF | 3216 | 1.60 +0.30/-0.10 | ± 5% | | CGA5L2C0G1H104J160AD | | |



Capacitance Range Table

Class 2 (Temperature Stable)

Temperature Characteristics: X7R (-55 to +125°C, ±15%)

| Capacitance | Size | Thickness (mm) | Capacitance Tolerance | Catalog Number | | | |
|-------------|------|-------------------|-----------------------|------------------------|------------------------|------------------------|------------------------|
| | | | | Rated Voltage Edc: 50V | Rated Voltage Edc: 35V | Rated Voltage Edc: 25V | Rated Voltage Edc: 16V |
| 1 nF | 1608 | 0.80 ± 0.15 | ± 10% | CGA3E2X7R1H102K080AD | | | |
| | | | ± 20% | CGA3E2X7R1H102M080AD | | | |
| 1.5 nF | 1608 | 0.80 ± 0.15 | ± 10% | CGA3E2X7R1H152K080AD | | | |
| | | | ± 20% | CGA3E2X7R1H152M080AD | | | |
| 2.2 nF | 1608 | 0.80 ± 0.15 | ± 10% | CGA3E2X7R1H222K080AD | | | |
| | | | ± 20% | CGA3E2X7R1H222M080AD | | | |
| 3.3 nF | 1608 | 0.80 ± 0.15 | ± 10% | CGA3E2X7R1H332K080AD | | | |
| | | | ± 20% | CGA3E2X7R1H332M080AD | | | |
| 4.7 nF | 1608 | 0.80 ± 0.15 | ± 10% | CGA3E2X7R1H472K080AD | | | |
| | | | ± 20% | CGA3E2X7R1H472M080AD | | | |
| 6.8 nF | 1608 | 0.80 ± 0.15 | ± 10% | CGA3E2X7R1H682K080AD | | | |
| | | | ± 20% | CGA3E2X7R1H682M080AD | | | |
| 10 nF | 1005 | 0.50 ± 0.10 | ± 10% | CGA2B3X7R1H103K050BD | | | |
| | | | ± 20% | CGA2B3X7R1H103M050BD | | | |
| 10 nF | 1608 | 0.80 ± 0.15 | ± 10% | CGA3E2X7R1H103K080AD | | | |
| | | | ± 20% | CGA3E2X7R1H103M080AD | | | |
| 15 nF | 1005 | 0.50 ± 0.10 | ± 10% | CGA2B3X7R1H153K050BD | | CGA2B2X7R1E153K050BD | |
| | | | ± 20% | CGA2B3X7R1H153M050BD | | CGA2B2X7R1E153M050BD | |
| 15 nF | 1608 | 0.80 ± 0.15 | ± 10% | CGA3E2X7R1H153K080AD | | | |
| | | | ± 20% | CGA3E2X7R1H153M080AD | | | |
| 22 nF | 1005 | 0.50 ± 0.10 | ± 10% | CGA2B3X7R1H223K050BD | | CGA2B2X7R1E223K050BD | |
| | | | ± 20% | CGA2B3X7R1H223M050BD | | CGA2B2X7R1E223M050BD | |
| 22 nF | 1608 | 0.80 ± 0.15 | ± 10% | CGA3E2X7R1H223K080AD | | | |
| | | | ± 20% | CGA3E2X7R1H223M080AD | | | |
| 33 nF | 1005 | 0.50 ± 0.10 | ± 10% | CGA2B3X7R1H333K050BD | | | CGA2B2X7R1C333K050BD |
| | | | ± 20% | CGA2B3X7R1H333M050BD | | | CGA2B2X7R1C333M050BD |
| 33 nF | 1608 | 0.80 ± 0.15 | ± 10% | CGA3E2X7R1H333K080AD | | | |
| | | | ± 20% | CGA3E2X7R1H333M080AD | | | |
| 47 nF | 1005 | 0.50 ± 0.10 | ± 10% | CGA2B3X7R1H473K050BD | | | |
| | | | ± 20% | CGA2B3X7R1H473M050BD | | | |
| 47 nF | 1608 | 0.80 ± 0.15 | ± 10% | CGA3E2X7R1H473K080AD | | | |
| | | | ± 20% | CGA3E2X7R1H473M080AD | | | |
| 68 nF | 1005 | 0.50 ± 0.10 | ± 10% | CGA2B3X7R1H683K050BD | | | |
| | | | ± 20% | CGA2B3X7R1H683M050BD | | | |
| 68 nF | 1608 | 0.80 ± 0.15 | ± 10% | CGA3E2X7R1H683K080AD | | | |
| | | | ± 20% | CGA3E2X7R1H683M080AD | | | |
| 100 nF | 1005 | 0.50 ± 0.10 | ± 10% | CGA2B3X7R1H104K050BD | | | |
| | | | ± 20% | CGA2B3X7R1H104M050BD | | | |
| 100 nF | 1608 | 0.80 ± 0.15 | ± 10% | CGA3E2X7R1H104K080AD | | | |
| | | | ± 20% | CGA3E2X7R1H104M080AD | | | |
| 150 nF | 1608 | 0.80 ± 0.15 | ± 10% | CGA3E3X7R1H154K080AD | | CGA3E2X7R1E154K080AD | |
| | | | ± 20% | CGA3E3X7R1H154M080AD | | CGA3E2X7R1E154M080AD | |
| 150 nF | 2012 | 1.25 ± 0.25 | ± 10% | CGA4J2X7R1H154K125AD | | | |
| | | | ± 20% | CGA4J2X7R1H154M125AD | | | |
| 220 nF | 1608 | 0.80 ± 0.15 | ± 10% | CGA3E3X7R1H224K080AD | | | CGA3E2X7R1C224K080AD |
| | | | ± 20% | CGA3E3X7R1H224M080AD | | | CGA3E2X7R1C224M080AD |
| 220 nF | 2012 | 1.25 ± 0.25 | ± 10% | CGA4J2X7R1H224K125AD | | | |
| | | | ± 20% | CGA4J2X7R1H224M125AD | | | |
| 330 nF | 1608 | 0.80 ± 0.15 | ± 10% | | CGA3E1X7R1V334K080AD | CGA3E3X7R1E334K080AD | |
| | | | ± 20% | | CGA3E1X7R1V334M080AD | CGA3E3X7R1E334M080AD | |
| 330 nF | 2012 | 1.25 ± 0.25 | ± 10% | CGA4J2X7R1H334K125AD | | | |
| | | | ± 20% | CGA4J2X7R1H334M125AD | | | |
| 470 nF | 1608 | 0.80 ± 0.15 | ± 10% | | CGA3E1X7R1V474K080AD | CGA3E3X7R1E474K080AD | |
| | | | ± 20% | | CGA3E1X7R1V474M080AD | CGA3E3X7R1E474M080AD | |
| 470 nF | 2012 | 1.25 ± 0.25 | ± 10% | | | CGA4J2X7R1E474K125AD | |
| | | | ± 20% | | | CGA4J2X7R1E474M125AD | |
| 470 nF | 3216 | 1.60 + 0.30/-0.10 | ± 10% | CGA5L2X7R1H474K160AD | | | |
| | | | ± 20% | CGA5L2X7R1H474M160AD | | | |



Capacitance Range Table

Class 2 (Temperature Stable)

Temperature Characteristics: X7R (-55 to +125°C, ±15%)

| Capacitance | Size | Thickness (mm) | Capacitance Tolerance | Catalog Number | | |
|-------------|-------------|------------------|-----------------------|------------------------|------------------------|------------------------|
| | | | | Rated Voltage Edc: 50V | Rated Voltage Edc: 25V | Rated Voltage Edc: 16V |
| 680 nF | 1608 | 0.80 ±0.15 | ± 10% | CGA3E1X7R1E684K080AD | | |
| | | | ± 20% | CGA3E1X7R1E684M080AD | | |
| | 2012 | 1.25 ±0.25 | ± 10% | CGA4J3X7R1E684K125AD | CGA4J2X7R1C684K125AD | |
| | | | ± 20% | CGA4J3X7R1E684M125AD | CGA4J2X7R1C684M125AD | |
| | 3216 | 1.60 +0.30/-0.10 | ± 10% | CGA5L2X7R1H684K160AD | | |
| | | | ± 20% | CGA5L2X7R1H684M160AD | | |
| 1 µF | 1608 | 0.80 ±0.15 | ± 10% | CGA3E1X7R1E105K080AD | | |
| | | | ± 20% | CGA3E1X7R1E105M080AD | | |
| | 2012 | 1.25 ±0.25 | ± 10% | CGA4J3X7R1E105K125AD | CGA4J2X7R1C105K125AD | |
| | | | ± 20% | CGA4J3X7R1E105M125AD | CGA4J2X7R1C105M125AD | |
| | 3216 | 1.60 +0.30/-0.10 | ± 10% | CGA5L2X7R1E105K160AD | | |
| | | | ± 20% | CGA5L2X7R1E105M160AD | | |
| 3225 | 1.60 ± 0.20 | ± 10% | CGA6L2X7R1H105K160AD | | | |
| | | ± 20% | CGA6L2X7R1H105M160AD | | | |
| 1.5 µF | 2012 | 1.25 ±0.25 | ± 10% | CGA4J1X7R1E155K125AD | | |
| | | | ± 20% | CGA4J1X7R1E155M125AD | | |
| | 3225 | 2.00 ± 0.20 | ± 10% | CGA6M2X7R1H155K200AD | | |
| | | | ± 20% | CGA6M2X7R1H155M200AD | | |
| 2.2 µF | 2012 | 1.25 ±0.25 | ± 10% | CGA4J3X7R1E225K125AD | | |
| | | | ± 20% | CGA4J3X7R1E225M125AD | | |
| | 3216 | 1.60 +0.30/-0.10 | ± 10% | CGA5L2X7R1E225K160AD | | |
| ± 20% | | | CGA5L2X7R1E225M160AD | | | |
| 3.3 µF | 2012 | 1.25 ±0.25 | ± 10% | CGA4J1X7R1E335K125AD | CGA4J3X7R1C335K125AD | |
| | | | ± 20% | CGA4J1X7R1E335M125AD | CGA4J3X7R1C335M125AD | |
| | 4.7 µF | 2012 | 1.25 +0.30/-0.25 | ± 10% | CGA4J1X7R1E475K125AD | CGA4J3X7R1C475K125AD |
| ± 20% | | | | CGA4J1X7R1E475M125AD | CGA4J3X7R1C475M125AD | |
| 3216 | | 1.60 +0.30/-0.10 | ± 10% | CGA5L3X7R1C475K160AD | | |
| | ± 20% | | CGA5L3X7R1C475M160AD | | | |
| 6.8 µF | 2012 | 1.25 ±0.25 | ± 10% | CGA6M2X7R1E475K200AD | | |
| | | | ± 20% | CGA6M2X7R1E475M200AD | | |
| | 3225 | 2.50 ± 0.30 | ± 10% | CGA6P3X7R1H475K250AD | | |
| | | | ± 20% | CGA6P3X7R1H475M250AD | | |
| 10 µF | 2012 | 1.25 ±0.25 | ± 10% | CGA4J1X7R0J685K125AD | | |
| | | | ± 20% | CGA4J1X7R0J685M125AD | | |
| | 3216 | 1.60 +0.30/-0.10 | ± 10% | CGA5L1X7R1E685K160AD | | |
| ± 20% | | | CGA5L1X7R1E685M160AD | | | |
| 10 µF | 2012 | 1.25 ±0.25 | ± 10% | CGA4J1X7R0J106K125AD | | |
| | | | ± 20% | CGA4J1X7R0J106M125AD | | |
| | 3216 | 1.60 +0.30/-0.10 | ± 10% | CGA5L1X7R1E106K160AD | | |
| ± 20% | | | CGA5L1X7R1E106M160AD | | | |

Class 2 (Temperature Stable)

Temperature Characteristics: X8R (-55 to +150°C, ±15%)

| Capacitance | Size | Thickness (mm) | Capacitance Tolerance | Catalog Number | | |
|-------------|------|----------------|-----------------------|-------------------------|------------------------|------------------------|
| | | | | Rated Voltage Edc: 100V | Rated Voltage Edc: 25V | Rated Voltage Edc: 16V |
| 150 pF | 1005 | 0.50 ± 0.10 | ± 10% | CGA2B2X8R1H151K050BD | | |
| | | | ± 20% | CGA2B2X8R1H151M050BD | | |
| 220 pF | 1005 | 0.50 ± 0.10 | ± 10% | CGA2B2X8R1H221K050BD | | |
| | | | ± 20% | CGA2B2X8R1H221M050BD | | |
| 330 pF | 1005 | 0.50 ± 0.10 | ± 10% | CGA2B2X8R1H331K050BD | | |
| | | | ± 20% | CGA2B2X8R1H331M050BD | | |
| 470 pF | 1005 | 0.50 ± 0.10 | ± 10% | CGA2B2X8R1H471K050BD | | |
| | | | ± 20% | CGA2B2X8R1H471M050BD | | |
| 680 pF | 1005 | 0.50 ± 0.10 | ± 10% | CGA2B2X8R1H681K050BD | | |
| | | | ± 20% | CGA2B2X8R1H681M050BD | | |
| 1 nF | 1005 | 0.50 ± 0.10 | ± 10% | CGA2B2X8R1H102K050BD | | |
| | | | ± 20% | CGA2B2X8R1H102M050BD | | |
| | 1608 | 0.80 ±0.15 | ± 10% | CGA3E2X8R2A102K080AD | CGA3E2X8R1H102K080AD | |
| ± 20% | | | CGA3E2X8R2A102M080AD | CGA3E2X8R1H102M080AD | | |



Capacitance Range Table

Class 2 (Temperature Stable)

Temperature Characteristics: X8R (-55 to +150°C, ±15%)

| Capacitance | Size | Thickness (mm) | Capacitance Tolerance | Catalog Number | | |
|-------------|-------------|----------------|-----------------------|-------------------------|------------------------|------------------------|
| | | | | Rated Voltage Edc: 100V | Rated Voltage Edc: 50V | Rated Voltage Edc: 25V |
| 1.5 nF | 1005 | 0.50 ± 0.10 | ± 10% | | CGA2B2X8R1H152K050BD | |
| | | | ± 20% | | CGA2B2X8R1H152M050BD | |
| | 1608 | 0.80 ± 0.15 | ± 10% | CGA3E2X8R2A152K080AD | CGA3E2X8R1H152K080AD | |
| | | | ± 20% | CGA3E2X8R2A152M080AD | CGA3E2X8R1H152M080AD | |
| 2.2 nF | 1005 | 0.50 ± 0.10 | ± 10% | | CGA2B2X8R1H222K050BD | |
| | | | ± 20% | | CGA2B2X8R1H222M050BD | |
| | 1608 | 0.80 ± 0.15 | ± 10% | CGA3E2X8R2A222K080AD | CGA3E2X8R1H222K080AD | |
| | | | ± 20% | CGA3E2X8R2A222M080AD | CGA3E2X8R1H222M080AD | |
| 3.3 nF | 1005 | 0.50 ± 0.10 | ± 10% | | CGA2B2X8R1H332K050BD | |
| | | | ± 20% | | CGA2B2X8R1H332M050BD | |
| | 1608 | 0.80 ± 0.15 | ± 10% | CGA3E2X8R2A332K080AD | CGA3E2X8R1H332K080AD | |
| | | | ± 20% | CGA3E2X8R2A332M080AD | CGA3E2X8R1H332M080AD | |
| 4.7 nF | 1005 | 0.50 ± 0.10 | ± 10% | | CGA2B2X8R1H472K050BD | |
| | | | ± 20% | | CGA2B2X8R1H472M050BD | |
| | 1608 | 0.80 ± 0.15 | ± 10% | CGA3E2X8R2A472K080AD | CGA3E2X8R1H472K080AD | |
| | | | ± 20% | CGA3E2X8R2A472M080AD | CGA3E2X8R1H472M080AD | |
| 6.8 nF | 1005 | 0.50 ± 0.10 | ± 10% | | CGA2B3X8R1H682K050BD | CGA2B2X8R1E682K050BD |
| | | | ± 20% | | CGA2B3X8R1H682M050BD | CGA2B2X8R1E682M050BD |
| | 1608 | 0.80 ± 0.15 | ± 10% | CGA3E2X8R2A682K080AD | CGA3E2X8R1H682K080AD | |
| | | | ± 20% | CGA3E2X8R2A682M080AD | CGA3E2X8R1H682M080AD | |
| 10 nF | 1005 | 0.50 ± 0.10 | ± 10% | | CGA2B3X8R1H103K050BD | CGA2B2X8R1E103K050BD |
| | | | ± 20% | | CGA2B3X8R1H103M050BD | CGA2B2X8R1E103M050BD |
| | 1608 | 0.80 ± 0.15 | ± 10% | CGA3E2X8R2A103K080AD | CGA3E2X8R1H103K080AD | |
| | | | ± 20% | CGA3E2X8R2A103M080AD | CGA3E2X8R1H103M080AD | |
| 15 nF | 2012 | 0.85 ± 0.15 | ± 10% | CGA4F2X8R2A103K085AD | | |
| | | | ± 20% | CGA4F2X8R2A103M085AD | | |
| | 1005 | 0.50 ± 0.10 | ± 10% | | | CGA2B3X8R1E153K050BD |
| | | | ± 20% | | | CGA2B3X8R1E153M050BD |
| 1608 | 0.80 ± 0.15 | ± 10% | CGA3E2X8R2A153K080AD | CGA3E2X8R1H153K080AD | | |
| | | ± 20% | CGA3E2X8R2A153M080AD | CGA3E2X8R1H153M080AD | | |
| 22 nF | 2012 | 0.85 ± 0.15 | ± 10% | CGA4F2X8R2A153K085AD | | |
| | | | ± 20% | CGA4F2X8R2A153M085AD | | |
| | 1005 | 0.50 ± 0.10 | ± 10% | | | CGA2B3X8R1E223K050BD |
| | | | ± 20% | | | CGA2B3X8R1E223M050BD |
| 1608 | 0.80 ± 0.15 | ± 10% | CGA3E3X8R2A223K080AD | CGA3E2X8R1H223K080AD | | |
| | | ± 20% | CGA3E3X8R2A223M080AD | CGA3E2X8R1H223M080AD | | |
| 33 nF | 2012 | 1.25 ± 0.25 | ± 10% | CGA4J2X8R2A223K125AD | | |
| | | | ± 20% | CGA4J2X8R2A223M125AD | | |
| | 1005 | 0.50 ± 0.10 | ± 10% | | | CGA2B3X8R1C333K050BD |
| | | | ± 20% | | | CGA2B3X8R1C333M050BD |
| 1608 | 0.80 ± 0.15 | ± 10% | CGA3E3X8R2A333K080AD | CGA3E2X8R1H333K080AD | | |
| | | ± 20% | CGA3E3X8R2A333M080AD | CGA3E2X8R1H333M080AD | | |
| 47 nF | 2012 | 1.25 ± 0.25 | ± 10% | CGA4J3X8R2A333K125AD | | |
| | | | ± 20% | CGA4J3X8R2A333M125AD | | |
| | 3216 | 0.85 ± 0.15 | ± 10% | CGA5F2X8R2A333K085AD | | |
| | | | ± 20% | CGA5F2X8R2A333M085AD | | |
| 1005 | 0.50 ± 0.10 | ± 10% | | | CGA2B3X8R1C473K050BD | |
| | | ± 20% | | | CGA2B3X8R1C473M050BD | |
| 1608 | 0.80 ± 0.15 | ± 10% | | CGA3E2X8R1H473K080AD | | |
| | | ± 20% | | CGA3E2X8R1H473M080AD | | |
| 68 nF | 2012 | 1.25 ± 0.25 | ± 10% | CGA4J3X8R2A473K125AD | | |
| | | | ± 20% | CGA4J3X8R2A473M125AD | | |
| | 3216 | 0.85 ± 0.15 | ± 10% | CGA5F2X8R2A473K085AD | | |
| | | | ± 20% | CGA5F2X8R2A473M085AD | | |
| 1608 | 0.80 ± 0.15 | ± 10% | | CGA3E3X8R1H683K080AD | CGA3E2X8R1E683K080AD | |
| | | ± 20% | | CGA3E3X8R1H683M080AD | CGA3E2X8R1E683M080AD | |
| 3216 | 1.15 ± 0.15 | ± 10% | ± 10% | CGA4J3X8R2A683K125AD | CGA4J2X8R1H683K125AD | |
| | | | ± 20% | CGA4J3X8R2A683M125AD | CGA4J2X8R1H683M125AD | |
| | ± 10% | ± 10% | CGA5H2X8R2A683K115AD | | | |
| | | ± 20% | CGA5H2X8R2A683M115AD | | | |



Capacitance Range Table

Class 2 (Temperature Stable)

Temperature Characteristics: X8R (-55 to +150°C, ±15%)

| Capacitance | Size | Thickness (mm) | Capacitance Tolerance | Catalog Number | | |
|-------------|-------------------|-------------------|-----------------------|-------------------------|------------------------|------------------------|
| | | | | Rated Voltage Edc: 100V | Rated Voltage Edc: 50V | Rated Voltage Edc: 25V |
| 100 nF | 1608 | 0.80 ± 0.15 | ± 10% | CGA3E3X8R1H104K080AD | CGA3E2X8R1E104K080AD | |
| | | | ± 20% | CGA3E3X8R1H104M080AD | CGA3E2X8R1E104M080AD | |
| | 2012 | 1.25 ± 0.25 | ± 10% | CGA4J2X8R1H104K125AD | | |
| | | | ± 20% | CGA4J2X8R1H104M125AD | | |
| | 3216 | 1.15 ± 0.15 | ± 10% | CGA5H2X8R2A104K115AD | | |
| | | | ± 20% | CGA5H2X8R2A104M115AD | | |
| 150 nF | 1608 | 0.80 ± 0.15 | ± 10% | | CGA3E3X8R1E154K080AD | |
| | | | ± 20% | | CGA3E3X8R1E154M080AD | |
| | 2012 | 1.25 ± 0.25 | ± 10% | CGA4J3X8R1H154K125AD | | |
| | | | ± 20% | CGA4J3X8R1H154M125AD | | |
| | 3216 | 0.85 ± 0.15 | ± 10% | | CGA4F2X8R1E154K085AD | |
| | | | ± 20% | | CGA4F2X8R1E154M085AD | |
| 3216 | 0.85 ± 0.15 | ± 10% | CGA5F2X8R1H154K085AD | | | |
| | | ± 20% | CGA5F2X8R1H154M085AD | | | |
| 220 nF | 1608 | 0.80 ± 0.15 | ± 10% | | CGA3E3X8R1E224K080AD | |
| | | | ± 20% | | CGA3E3X8R1E224M080AD | |
| | 2012 | 1.25 ± 0.25 | ± 10% | CGA4J3X8R1H224K125AD | CGA4J2X8R1E224K125AD | |
| | | | ± 20% | CGA4J3X8R1H224M125AD | CGA4J2X8R1E224M125AD | |
| | 3216 | 1.15 ± 0.15 | ± 10% | CGA5H2X8R1H224K115AD | | |
| | | | ± 20% | CGA5H2X8R1H224M115AD | | |
| 3216 | 1.60 + 0.30/-0.10 | ± 10% | CGA5L2X8R2A154K160AD | | | |
| | | ± 20% | CGA5L2X8R2A154M160AD | | | |
| 330 nF | 1608 | 0.80 ± 0.15 | ± 10% | | CGA3E3X8R1C334K080AD | |
| | | | ± 20% | | CGA3E3X8R1C334M080AD | |
| | 2012 | 1.25 ± 0.25 | ± 10% | | CGA4J2X8R1E334K125AD | |
| | | | ± 20% | | CGA4J2X8R1E334M125AD | |
| | 3216 | 0.85 ± 0.15 | ± 10% | | CGA5F2X8R1E334K085AD | |
| | | | ± 20% | | CGA5F2X8R1E334M085AD | |
| 3216 | 1.60 + 0.30/-0.10 | ± 10% | CGA5L3X8R2A334K160AD | CGA5L2X8R1H334K160AD | | |
| | | ± 20% | CGA5L3X8R2A334M160AD | CGA5L2X8R1H334M160AD | | |
| 470 nF | 1608 | 0.80 ± 0.15 | ± 10% | | CGA3E3X8R1C474K080AD | |
| | | | ± 20% | | CGA3E3X8R1C474M080AD | |
| | 2012 | 1.25 ± 0.25 | ± 10% | | CGA4J3X8R1E474K125AD | |
| | | | ± 20% | | CGA4J3X8R1E474M125AD | |
| | 3216 | 0.85 ± 0.15 | ± 10% | | CGA5F2X8R1E474K085AD | |
| | | | ± 20% | | CGA5F2X8R1E474M085AD | |
| 3216 | 1.60 + 0.30/-0.10 | ± 10% | CGA5L2X8R1H474K160AD | | | |
| | | ± 20% | CGA5L2X8R1H474M160AD | | | |
| 680 nF | 3225 | 2.00 ± 0.20 | ± 10% | CGA6M3X8R2A474K200AD | | |
| | | | ± 20% | CGA6M3X8R2A474M200AD | | |
| | 2012 | 1.25 ± 0.25 | ± 10% | | CGA4J3X8R1C684K125AD | |
| | | | ± 20% | | CGA4J3X8R1C684M125AD | |
| | 3216 | 1.15 ± 0.15 | ± 10% | | CGA5H2X8R1E684K115AD | |
| | | | ± 20% | | CGA5H2X8R1E684M115AD | |
| 3216 | 1.60 + 0.30/-0.10 | ± 10% | CGA5L3X8R1H684K160AD | | | |
| | | ± 20% | CGA5L3X8R1H684M160AD | | | |
| 1 µF | 2012 | 1.25 ± 0.25 | ± 10% | | CGA4J3X8R1C105K125AD | |
| | | | ± 20% | | CGA4J3X8R1C105M125AD | |
| | 3216 | 1.60 + 0.30/-0.10 | ± 10% | CGA5L3X8R1H105K160AD | CGA5L2X8R1E105K160AD | |
| | | | ± 20% | CGA5L3X8R1H105M160AD | CGA5L2X8R1E105M160AD | |
| | 3216 | 1.60 + 0.30/-0.10 | ± 10% | | CGA5L3X8R1E155K160AD | |
| | | | ± 20% | | CGA5L3X8R1E155M160AD | |
| 3225 | 1.60 ± 0.20 | ± 10% | CGA6L2X8R1E155K160AD | | | |
| | | ± 20% | CGA6L2X8R1E155M160AD | | | |
| 2.2 µF | 3216 | 1.60 + 0.30/-0.10 | ± 10% | CGA5L3X8R1E225K160AD | | |
| | | | ± 20% | CGA5L3X8R1E225M160AD | | |



Capacitance Range Table

Class 2 (Temperature Stable)

Temperature Characteristics: X8R (-55 to +150°C, ±15%)

| Capacitance | Size | Thickness (mm) | Capacitance Tolerance | Catalog Number | | | |
|-------------|------|------------------|-----------------------|-------------------------|------------------------|------------------------|------------------------|
| | | | | Rated Voltage Edc: 100V | Rated Voltage Edc: 50V | Rated Voltage Edc: 25V | Rated Voltage Edc: 16V |
| 2.2 µF | 3225 | 2.00 ± 0.20 | ± 10% | | | CGA6M2X8R1E225K200AD | |
| | | | ± 20% | | | CGA6M2X8R1E225M200AD | |
| 3.3 µF | 3216 | 1.60 +0.30/-0.10 | ± 10% | | | | CGA5L3X8R1C335K160AD |
| | | | ± 20% | | | | CGA5L3X8R1C335M160AD |
| | 3225 | 2.50 ± 0.30 | ± 10% | | | CGA6P2X8R1E335K250AD | |
| | | | ± 20% | | | CGA6P2X8R1E335M250AD | |
| 4.7 µF | 3216 | 1.60 +0.30/-0.10 | ± 10% | | | | CGA5L3X8R1C475K160AD |
| | | | ± 20% | | | | CGA5L3X8R1C475M160AD |
| | 3225 | 2.50 ± 0.30 | ± 10% | | | CGA6P3X8R1E475K250AD | |
| | | | ± 20% | | | CGA6P3X8R1E475M250AD | |
| 6.8 µF | 3225 | 2.00 ± 0.20 | ± 10% | | | | CGA6M3X8R1C685K200AD |
| | | | ± 20% | | | | CGA6M3X8R1C685M200AD |
| 10 µF | 3225 | 2.50 ± 0.30 | ± 10% | | | | CGA6P3X8R1C106K250AD |
| | | | ± 20% | | | | CGA6P3X8R1C106M250AD |