

MULTILAYER CERAMIC CHIP CAPACITORS



CGJ Series High Reliability Grade General (Up to 50V)

Type:

CGJ2 [EIA CC0402]

CGJ3 [EIA CC0603]

CGJ4 [EIA CC0805]

CGJ5 [EIA CC1206]

CGJ6 [EIA CC1210]



REMINDERS

Please read before using this product

SAFETY REMINDERS

REMINDERS

1. If you intend to use a product listed in this catalog for a purpose that may cause loss of life or other damage, you must contact our company's sales window.
2. We may modify products or discontinue production of a product listed in this catalog without prior notification.
3. We provide "Delivery Specification" that explain precautions for the specifications and safety of each product listed in this catalog. We strongly recommend that you exchange these delivery specifications with customers that use one of these products.
4. If you plan to export a product listed in this catalog, keep in mind that it may be a restricted item according to the "Foreign Exchange and Foreign Trade Control Law". In such cases, it is necessary to acquire export permission in harmony with this law.
5. Any reproduction or transferring of the contents of this catalog is prohibited without prior permission from our company.
6. We are not responsible for problems that occur related to the intellectual property rights or other rights of our company or a third party when you use a product listed in this catalog. We do not grant license of these rights.
7. This catalog only applies to products purchased through our company or one of our company's official agencies. This catalog does not apply to products that are purchased through other third parties.

Notice: Effective January 2013, TDK will use a new catalog number which adds product thickness and packaging specification detail. This new catalog number should be referenced on all catalog orders going forward, and is not applicable for OEM part number orders. Please be aware the last five digits of the catalog number will differ from the item description (internal control number) on the product label. Contact your local TDK Sales representative for more information.

(Example)

| Catalog Issued date | Catalog Number | Item Description (On Delivery Label) |
|------------------------|-----------------------|--------------------------------------|
| Prior to January 2013 | C1608C0G1E103J(080AA) | C1608C0G1E103JT000N |
| January 2013 and Later | C1608C0G1E103J080AA | C1608C0G1E103JT000N |

MULTILAYER CERAMIC CHIP CAPACITORS



CGJ Series General (Up to 50V)

Type: CGJ2 [EIA CC0402], CGJ3 [EIA CC0603], CGJ4 [EIA CC0805],
CGJ5 [EIA CC1206], CGJ6 [EIA CC1210]

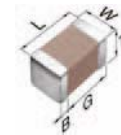
Features

- Highly reliable products with long lifespans.
- Reliability tests based on AEC-Q200 requirements.
- Guaranteed TC Bias.
- UHF (Ultra High Frequency) RFID tag to allow integration with customer RFID programs such as inventory management is available by option.
- Tamper proof seal to assist in the identification of authentic TDK CGJ products.
- CGJ customer priority backed by TDK factory support.

Applications

- Smart Meter, Smart Grid, LED Lighting
- Industrial Application, Telecom Base Station
- Solar Micro-inverters, Charging station
- Military Communication Equipment
- Class 1 & 2 Medical Equipment
- Applications that require extended life performance

Shape & Dimensions



| | |
|---|------------------|
| L | Body Length |
| W | Body Width |
| T | Body Height |
| B | Terminal Width |
| G | Terminal Spacing |

Catalog Number Construction

CGJ • 5 • L • 2 • X7R • 1A • 106 • K • 160 • A • A

Series Name

Dimensions L x W (mm)

| Code | Length | Width | Terminal |
|------|-------------|-------------|-----------|
| 2 | 1.00 ± 0.05 | 0.50 ± 0.05 | 0.10 min. |
| 3 | 1.60 ± 0.10 | 0.80 ± 0.10 | 0.20 min. |
| 4 | 2.00 ± 0.20 | 1.25 ± 0.20 | 0.20 min. |
| 5 | 3.20 ± 0.20 | 1.60 ± 0.20 | 0.20 min. |
| 6 | 3.20 ± 0.40 | 2.50 ± 0.30 | 0.20 min. |

* Standard dimensions

Thickness T Code (mm)

| Code | Thickness |
|------|-----------|
| B | 0.50 mm |
| C | 0.60 mm |
| E | 0.80 mm |
| F | 0.85 mm |
| H | 1.15 mm |
| J | 1.25 mm |
| L | 1.60 mm |
| M | 2.00 mm |
| N | 2.30 mm |
| P | 2.50 mm |

Voltage Condition for Life Test

| Symbol | Condition |
|--------|------------|
| 1 | 1 × R.V. |
| 2 | 2 × R.V. |
| 3 | 1.5 × R.V. |
| 4 | 1.2 × R.V. |

Temperature Characteristics

| Temperature Characteristics | Temperature Coefficient or Capacitance Change | Temperature Range |
|-----------------------------|-----------------------------------------------|-------------------|
| C0G | 0±30 ppm/°C | -55 to +125°C |
| X7R | ±15% | -55 to +125°C |
| X7S | ±22% | -55 to +125°C |

Rated Voltage (DC)

| Code | Voltage (DC) |
|------|--------------|
| 0J | 6.3V |
| 1A | 10V |
| 1C | 16V |
| 1E | 25V |
| 1H | 50V |

Nominal Capacitance (pF)

The capacitance is expressed in three digit codes and in units of pico Farads (pF). The first and second digits identify the first and second significant figures of the capacitance. The third digit identifies the multiplier. R designates a decimal point.

Ex. 0R2 = 0.2pF; 103 = 10,000pF; 105 = 1,000,000pF = 1,000nF = 1µF

Capacitance Tolerance

| Code | Tolerance |
|------|-----------|
| C | ± 0.25 pF |
| D | ± 0.5 pF |
| J | ± 5% |
| K | ± 10% |

Nominal Thickness

| Code | Thickness |
|------|-----------|
| 050 | 0.50 mm |
| 060 | 0.60 mm |
| 080 | 0.80 mm |
| 085 | 0.85 mm |
| 115 | 1.15 mm |
| 125 | 1.25 mm |
| 160 | 1.60 mm |
| 200 | 2.00 mm |
| 230 | 2.30 mm |
| 250 | 2.50 mm |

Packaging Style

| Code | Style |
|------|-------------------------|
| A | 178 mm Reel, 4 mm Pitch |
| B | 178 mm Reel, 2 mm Pitch |

Special Reserved Code

| Code | Description |
|--------|-------------------|
| A to C | TDK Internal Code |

⚠ Please be sure to request delivery specifications that provide further details on the features and specifications of the products for proper and safe use. Please note that the contents may change without any prior notice due to reasons such as upgrading.

MULTILAYER CERAMIC CHIP CAPACITORS



Capacitance Range Chart

CGJ2(1005) [EIA CC0402]


Capacitance Range Chart

Temperature Characteristics: C0G ($0 \pm 30\text{ppm}/^\circ\text{C}$), X7R ($\pm 15\%$)

Rated Voltage: 50V (1H), 25V (1E), 16V (1C)

| Capacitance | | Tolerance | C0G | | | | X7R | | | |
|-------------|------|-------------------------|----------|----------|----------|----------|----------|----------|----------|----------|
| (pF) | Code | | 1H (50V) | 1H (50V) | 1E (25V) | 1C (16V) | 1H (50V) | 1E (25V) | 1C (16V) | 1C (16V) |
| 1 | 010 | C : $\pm 0.25\text{pF}$ | | | | | | | | |
| 1.5 | 1R5 | | | | | | | | | |
| 2 | 020 | | | | | | | | | |
| 2.2 | 2R2 | | | | | | | | | |
| 3 | 030 | | | | | | | | | |
| 3.3 | 3R3 | D : $\pm 0.5\text{pF}$ | | | | | | | | |
| 4 | 040 | | | | | | | | | |
| 4.7 | 4R7 | | | | | | | | | |
| 5 | 050 | | | | | | | | | |
| 6 | 060 | | | | | | | | | |
| 6.8 | 6R8 | J : $\pm 5\%$ | | | | | | | | |
| 7 | 070 | | | | | | | | | |
| 8 | 080 | | | | | | | | | |
| 9 | 090 | | | | | | | | | |
| 10 | 100 | | | | | | | | | |
| 12 | 120 | K : $\pm 10\%$ | | | | | | | | |
| 15 | 150 | | | | | | | | | |
| 18 | 180 | | | | | | | | | |
| 22 | 220 | | | | | | | | | |
| 27 | 270 | | | | | | | | | |
| 33 | 330 | | | | | | | | | |
| 39 | 390 | | | | | | | | | |
| 47 | 470 | | | | | | | | | |
| 56 | 560 | | | | | | | | | |
| 68 | 680 | | | | | | | | | |
| 82 | 820 | | | | | | | | | |
| 100 | 101 | | | | | | | | | |
| 120 | 121 | | | | | | | | | |
| 150 | 151 | | | | | | | | | |
| 180 | 181 | | | | | | | | | |
| 220 | 221 | | | | | | | | | |
| 270 | 271 | | | | | | | | | |
| 330 | 331 | | | | | | | | | |
| 390 | 391 | | | | | | | | | |
| 470 | 471 | | | | | | | | | |
| 560 | 561 | | | | | | | | | |
| 680 | 681 | | | | | | | | | |
| 820 | 821 | | | | | | | | | |
| 1,000 | 102 | C0G; J : $\pm 5\%$ | | | | | | | | |
| 1,500 | 152 | | | | | | | | | |
| 2,200 | 222 | | | | | | | | | |
| 3,300 | 332 | X7R; K : $\pm 10\%$ | | | | | | | | |
| 4,700 | 472 | | | | | | | | | |
| 6,800 | 682 | | | | | | | | | |
| 10,000 | 103 | | | | | | | | | |
| 15,000 | 153 | | | | | | | | | |
| 22,000 | 223 | | | | | | | | | |
| 33,000 | 333 | | | | | | | | | |
| 47,000 | 473 | | | | | | | | | |
| 68,000 | 683 | | | | | | | | | |
| 100,000 | 104 | | | | | | | | | |

Standard Thickness  0.50 mm

 Please be sure to request delivery specifications that provide further details on the features and specifications of the products for proper and safe use. Please note that the contents may change without any prior notice due to reasons such as upgrading.

MULTILAYER CERAMIC CHIP CAPACITORS



Capacitance Range Chart

CGJ3(1608) [EIA CC0603]

Capacitance Range Chart

Temperature Characteristics: C0G ($0 \pm 30\text{ppm}/^\circ\text{C}$), X7R ($\pm 15\%$)

Rated Voltage: 50V (1H), 25V (1E), 16V (1C), 10V (1A), 6.3V (0J)

| Capacitance | | Tolerance | C0G | | X7R | | | | |
|-------------|------|------------------------|----------|----------|----------|----------|----------|-----------|--|
| (pF) | Code | | 1H (50V) | 1H (50V) | 1E (25V) | 1C (16V) | 1A (10V) | 0J (6.3V) | |
| 1 | 010 | C: $\pm 0.25\text{pF}$ | █ | | | | | | |
| 1.5 | 1R5 | | | | | | | | |
| 2 | 020 | | | | | | | | |
| 2.2 | 2R2 | | | | | | | | |
| 3 | 030 | | | | | | | | |
| 3.3 | 3R3 | D: $\pm 0.5\text{pF}$ | █ | | | | | | |
| 4 | 040 | | | | | | | | |
| 4.7 | 4R7 | | | | | | | | |
| 5 | 050 | | | | | | | | |
| 6 | 060 | | | | | | | | |
| 6.8 | 6R8 | J: $\pm 5\%$ | █ | | | | | | |
| 7 | 070 | | | | | | | | |
| 8 | 080 | | | | | | | | |
| 9 | 090 | | | | | | | | |
| 10 | 100 | | | | | | | | |
| 12 | 120 | | | | | | | | |
| 15 | 150 | | | | | | | | |
| 18 | 180 | | | | | | | | |
| 22 | 220 | | | | | | | | |
| 27 | 270 | | | | | | | | |
| 33 | 330 | | | | | | | | |
| 39 | 390 | | | | | | | | |
| 47 | 470 | | | | | | | | |
| 56 | 560 | | | | | | | | |
| 68 | 680 | | | | | | | | |
| 82 | 820 | | | | | | | | |
| 100 | 101 | | | | | | | | |
| 120 | 121 | | | | | | | | |
| 150 | 151 | | | | | | | | |
| 180 | 181 | | | | | | | | |
| 220 | 221 | | | | | | | | |
| 270 | 271 | | | | | | | | |
| 330 | 331 | | | | | | | | |
| 390 | 391 | | | | | | | | |
| 470 | 471 | | | | | | | | |
| 560 | 561 | | | | | | | | |
| 680 | 681 | | | | | | | | |
| 820 | 821 | | | | | | | | |
| 1,000 | 102 | | | | | | | | |
| 1,200 | 122 | | | | | | | | |
| 1,500 | 152 | | | | | | | | |
| 1,800 | 182 | | | | | | | | |
| 2,200 | 222 | | | | | | | | |
| 2,700 | 272 | | | | | | | | |
| 3,300 | 332 | | | | | | | | |
| 3,900 | 392 | | | | | | | | |
| 4,700 | 472 | | | | | | | | |
| 5,600 | 562 | | | | | | | | |
| 6,800 | 682 | | | | | | | | |
| 8,200 | 822 | | | | | | | | |
| 10,000 | 103 | C0G; J: $\pm 5\%$ | | █ | █ | █ | | | |
| 15,000 | 153 | X7R; K: $\pm 10\%$ | | | | | | | |
| 22,000 | 223 | | | | | | | | |
| 33,000 | 333 | | | | | | | | |
| 47,000 | 473 | | | | | | | | |
| 68,000 | 683 | | | | | | | | |
| 100,000 | 104 | | | | | | | | |
| 150,000 | 154 | | | | | | | | |
| 220,000 | 224 | | | | | | | | |
| 330,000 | 334 | | | | | | | | |
| 470,000 | 474 | | | | | | | | |
| 680,000 | 684 | | | | | | | | |
| 1,000,000 | 105 | | | | | | | | |
| 1,500,000 | 155 | | | | | | | | |
| 2,200,000 | 225 | | | | | | | | |

Standard Thickness
█ 0.80 mm

⚠ Please be sure to request delivery specifications that provide further details on the features and specifications of the products for proper and safe use. Please note that the contents may change without any prior notice due to reasons such as upgrading.

MULTILAYER CERAMIC CHIP CAPACITORS



Capacitance Range Chart

CGJ4(2012) [EIA CC0805]

Capacitance Range Chart

Temperature Characteristics: C0G ($0 \pm 30\text{ppm}/^\circ\text{C}$), X7R ($\pm 15\%$)

Rated Voltage: 50V (1H), 25V (1E), 16V (1C), 10V (1A), 6.3V (0J)

| Capacitance | | Tolerance | C0G | X7R | | | | | |
|-------------|------|------------------------|----------|----------|----------|----------|----------|-----------|--|
| (pF) | Code | | 1H (50V) | 1H (50V) | 1E (25V) | 1C (16V) | 1A (10V) | 0J (6.3V) | |
| 100 | 101 | J : $\pm 5\%$ | 0.60 mm | | | | | | |
| 120 | 121 | | | | | | | | |
| 150 | 151 | | | | | | | | |
| 180 | 181 | | | | | | | | |
| 220 | 221 | | | | | | | | |
| 270 | 271 | | | | | | | | |
| 330 | 331 | | | | | | | | |
| 390 | 391 | | | | | | | | |
| 470 | 471 | | | | | | | | |
| 560 | 561 | | | | | | | | |
| 680 | 681 | | | | | | | | |
| 820 | 821 | | | | | | | | |
| 1,000 | 102 | | | | | | | | |
| 1,200 | 122 | | | | | | | | |
| 1,500 | 152 | | | | | | | | |
| 1,800 | 182 | | | | | | | | |
| 2,200 | 222 | | | | | | | | |
| 2,700 | 272 | | | | | | | | |
| 3,300 | 332 | | | | | | | | |
| 3,900 | 392 | | | | | | | | |
| 4,700 | 472 | | | | | | | | |
| 5,600 | 562 | | | | | | | | |
| 6,800 | 682 | | | | | | | | |
| 8,200 | 822 | | | | | | | | |
| 10,000 | 103 | | | | | | | | |
| 15,000 | 153 | | | | | | | | |
| 22,000 | 223 | | | | | | | | |
| 33,000 | 333 | C0G; J : $\pm 5\%$ | 0.85 mm | 0.60 mm | 0.60 mm | 0.60 mm | | | |
| 47,000 | 473 | | | | | | | | |
| 68,000 | 683 | | | | | | | | |
| 100,000 | 104 | X7R; K : $\pm 10\%$ | | 0.60 mm | 0.60 mm | | | | |
| 150,000 | 154 | | | | | | | | |
| 220,000 | 224 | | | | | | | | |
| 330,000 | 334 | | | | | | | | |
| 470,000 | 474 | | | | | | | | |
| 680,000 | 684 | | | | | | | | |
| 1,000,000 | 105 | | | | | | | | |
| 1,500,000 | 155 | | | | | | | | |
| 2,200,000 | 225 | | | | | | | | |
| 3,300,000 | 335 | | | | | | | | |
| 4,700,000 | 475 | | | | | | | | |
| 6,800,000 | 685 | | | | | | | | |
| 10,000,000 | 106 | | | | | | 0.60 mm | | |

Standard Thickness

| | |
|--|---------|
| | 0.60 mm |
| | 0.85 mm |
| | 1.25 mm |

MULTILAYER CERAMIC CHIP CAPACITORS



Capacitance Range Chart

CGJ5(3216) [EIA CC1206]

Capacitance Range Chart

Temperature Characteristics: C0G ($0 \pm 30\text{ppm}/^\circ\text{C}$), X7R ($\pm 15\%$)

Rated Voltage: 50V (1H), 25V (1E), 16V (1C), 10V (1A), 6.3V (0J)



Capacitance Range Chart

CGJ6(3225) [EIA CC1210]

Capacitance Range Chart

Temperature Characteristics: X7R ($\pm 15\%$), X7S ($\pm 22\%$)

Rated Voltage: 50V (1H), 25V (1E), 16V (1C)



MULTILAYER CERAMIC CHIP CAPACITORS



Capacitance Range Table

Class 1 (Temperature Compensating)

Temperature Characteristics: C0G(-55 to +125°C, 0 ± 30 ppm/°C)

| Capacitance | Size | Thickness (mm) | Capacitance Tolerance | Catalog Number |
|-------------|------|----------------|-----------------------|------------------------|
| | | | | Rated Voltage Edc: 50V |
| 1 pF | 1005 | 0.50 ± 0.05 | ± 0.25pF | CGJ2B2C0G1H010C050BA |
| | 1608 | 0.80 ± 0.10 | ± 0.25pF | CGJ3E2C0G1H010C080AA |
| 1.5 pF | 1005 | 0.50 ± 0.05 | ± 0.25pF | CGJ2B2C0G1H1R5C050BA |
| | 1608 | 0.80 ± 0.10 | ± 0.25pF | CGJ3E2C0G1H1R5C080AA |
| 2 pF | 1005 | 0.50 ± 0.05 | ± 0.25pF | CGJ2B2C0G1H020C050BA |
| | 1608 | 0.80 ± 0.10 | ± 0.25pF | CGJ3E2C0G1H020C080AA |
| 2.2 pF | 1005 | 0.50 ± 0.05 | ± 0.25pF | CGJ2B2C0G1H2R2C050BA |
| | 1608 | 0.80 ± 0.10 | ± 0.25pF | CGJ3E2C0G1H2R2C080AA |
| 3 pF | 1005 | 0.50 ± 0.05 | ± 0.25pF | CGJ2B2C0G1H030C050BA |
| | 1608 | 0.80 ± 0.10 | ± 0.25pF | CGJ3E2C0G1H030C080AA |
| 3.3 pF | 1005 | 0.50 ± 0.05 | ± 0.25pF | CGJ2B2C0G1H3R3C050BA |
| | 1608 | 0.80 ± 0.10 | ± 0.25pF | CGJ3E2C0G1H3R3C080AA |
| 4 pF | 1005 | 0.50 ± 0.05 | ± 0.25pF | CGJ2B2C0G1H040C050BA |
| | 1608 | 0.80 ± 0.10 | ± 0.25pF | CGJ3E2C0G1H040C080AA |
| 4.7 pF | 1005 | 0.50 ± 0.05 | ± 0.25pF | CGJ2B2C0G1H4R7C050BA |
| | 1608 | 0.80 ± 0.10 | ± 0.25pF | CGJ3E2C0G1H4R7C080AA |
| 5 pF | 1005 | 0.50 ± 0.05 | ± 0.25pF | CGJ2B2C0G1H050C050BA |
| | 1608 | 0.80 ± 0.10 | ± 0.25pF | CGJ3E2C0G1H050C080AA |
| 6 pF | 1005 | 0.50 ± 0.05 | ± 0.5pF | CGJ2B2C0G1H060D050BA |
| | 1608 | 0.80 ± 0.10 | ± 0.5pF | CGJ3E2C0G1H060D080AA |
| 6.8 pF | 1005 | 0.50 ± 0.05 | ± 0.5pF | CGJ2B2C0G1H6R8D050BA |
| | 1608 | 0.80 ± 0.10 | ± 0.5pF | CGJ3E2C0G1H6R8D080AA |
| 7 pF | 1005 | 0.50 ± 0.05 | ± 0.5pF | CGJ2B2C0G1H070D050BA |
| | 1608 | 0.80 ± 0.10 | ± 0.5pF | CGJ3E2C0G1H070D080AA |
| 8 pF | 1005 | 0.50 ± 0.05 | ± 0.5pF | CGJ2B2C0G1H080D050BA |
| | 1608 | 0.80 ± 0.10 | ± 0.5pF | CGJ3E2C0G1H080D080AA |
| 9 pF | 1005 | 0.50 ± 0.05 | ± 0.5pF | CGJ2B2C0G1H090D050BA |
| | 1608 | 0.80 ± 0.10 | ± 0.5pF | CGJ3E2C0G1H090D080AA |
| 10 pF | 1005 | 0.50 ± 0.05 | ± 0.5pF | CGJ2B2C0G1H100D050BA |
| | 1608 | 0.80 ± 0.10 | ± 0.5pF | CGJ3E2C0G1H100D080AA |
| 12 pF | 1005 | 0.50 ± 0.05 | ± 5pF | CGJ2B2C0G1H120J050BA |
| | 1608 | 0.80 ± 0.10 | ± 5pF | CGJ3E2C0G1H120J080AA |
| 15 pF | 1005 | 0.50 ± 0.05 | ± 5pF | CGJ2B2C0G1H150J050BA |
| | 1608 | 0.80 ± 0.10 | ± 5pF | CGJ3E2C0G1H150J080AA |
| 18 pF | 1005 | 0.50 ± 0.05 | ± 5pF | CGJ2B2C0G1H180J050BA |
| | 1608 | 0.80 ± 0.10 | ± 5pF | CGJ3E2C0G1H180J080AA |
| 22 pF | 1005 | 0.50 ± 0.05 | ± 5pF | CGJ2B2C0G1H220J050BA |
| | 1608 | 0.80 ± 0.10 | ± 5pF | CGJ3E2C0G1H220J080AA |
| 27 pF | 1005 | 0.50 ± 0.05 | ± 5pF | CGJ2B2C0G1H270J050BA |
| | 1608 | 0.80 ± 0.10 | ± 5pF | CGJ3E2C0G1H270J080AA |
| 33 pF | 1005 | 0.50 ± 0.05 | ± 5pF | CGJ2B2C0G1H330J050BA |
| | 1608 | 0.80 ± 0.10 | ± 5pF | CGJ3E2C0G1H330J080AA |
| 39 pF | 1005 | 0.50 ± 0.05 | ± 5pF | CGJ2B2C0G1H390J050BA |
| | 1608 | 0.80 ± 0.10 | ± 5pF | CGJ3E2C0G1H390J080AA |
| 47 pF | 1005 | 0.50 ± 0.05 | ± 5pF | CGJ2B2C0G1H470J050BA |
| | 1608 | 0.80 ± 0.10 | ± 5pF | CGJ3E2C0G1H470J080AA |
| 56 pF | 1005 | 0.50 ± 0.05 | ± 5pF | CGJ2B2C0G1H560J050BA |
| | 1608 | 0.80 ± 0.10 | ± 5pF | CGJ3E2C0G1H560J080AA |
| 68 pF | 1005 | 0.50 ± 0.05 | ± 5pF | CGJ2B2C0G1H680J050BA |
| | 1608 | 0.80 ± 0.10 | ± 5pF | CGJ3E2C0G1H680J080AA |
| 82 pF | 1005 | 0.50 ± 0.05 | ± 5pF | CGJ2B2C0G1H820J050BA |
| | 1608 | 0.80 ± 0.10 | ± 5pF | CGJ3E2C0G1H820J080AA |
| 100 pF | 1005 | 0.50 ± 0.05 | ± 5% | CGJ2B2C0G1H101J050BA |
| | 1608 | 0.80 ± 0.10 | ± 5% | CGJ3E2C0G1H101J080AA |
| | 2012 | 0.60 ± 0.15 | ± 5% | CGJ4C2C0G1H101J060AA |
| 120 pF | 1005 | 0.50 ± 0.05 | ± 5% | CGJ2B2C0G1H121J050BA |
| | 1608 | 0.80 ± 0.10 | ± 5% | CGJ3E2C0G1H121J080AA |
| | 2012 | 0.60 ± 0.15 | ± 5% | CGJ4C2C0G1H121J060AA |
| 150 pF | 1005 | 0.50 ± 0.05 | ± 5% | CGJ2B2C0G1H151J050BA |
| | 1608 | 0.80 ± 0.10 | ± 5% | CGJ3E2C0G1H151J080AA |
| | 2012 | 0.60 ± 0.15 | ± 5% | CGJ4C2C0G1H151J060AA |

Please be sure to request delivery specifications that provide further details on the features and specifications of the products for proper and safe use. Please note that the contents may change without any prior notice due to reasons such as upgrading.

MULTILAYER CERAMIC CHIP CAPACITORS



Capacitance Range Table

Class 1 (Temperature Compensating)

Temperature Characteristics: C0G(-55 to +125°C, 0 ± 30 ppm/°C)

| Capacitance | Size | Thickness (mm) | Capacitance Tolerance | Catalog Number |
|-------------|------|----------------|-----------------------|------------------------|
| | | | | Rated Voltage Edc: 50V |
| 180 pF | 1005 | 0.50 ± 0.05 | ± 5% | CGJ2B2C0G1H181J050BA |
| | 1608 | 0.80 ± 0.10 | ± 5% | CGJ3E2C0G1H181J080AA |
| | 2012 | 0.60 ± 0.15 | ± 5% | CGJ4C2C0G1H181J060AA |
| 220 pF | 1005 | 0.50 ± 0.05 | ± 5% | CGJ2B2C0G1H221J050BA |
| | 1608 | 0.80 ± 0.10 | ± 5% | CGJ3E2C0G1H221J080AA |
| | 2012 | 0.60 ± 0.15 | ± 5% | CGJ4C2C0G1H221J060AA |
| 270 pF | 1005 | 0.50 ± 0.05 | ± 5% | CGJ2B2C0G1H271J050BA |
| | 1608 | 0.80 ± 0.10 | ± 5% | CGJ3E2C0G1H271J080AA |
| | 2012 | 0.60 ± 0.15 | ± 5% | CGJ4C2C0G1H271J060AA |
| 330 pF | 1005 | 0.50 ± 0.05 | ± 5% | CGJ2B2C0G1H331J050BA |
| | 1608 | 0.80 ± 0.10 | ± 5% | CGJ3E2C0G1H331J080AA |
| | 2012 | 0.60 ± 0.15 | ± 5% | CGJ4C2C0G1H331J060AA |
| 390 pF | 1005 | 0.50 ± 0.05 | ± 5% | CGJ2B2C0G1H391J050BA |
| | 1608 | 0.80 ± 0.10 | ± 5% | CGJ3E2C0G1H391J080AA |
| | 2012 | 0.60 ± 0.15 | ± 5% | CGJ4C2C0G1H391J060AA |
| 470 pF | 1005 | 0.50 ± 0.05 | ± 5% | CGJ2B2C0G1H471J050BA |
| | 1608 | 0.80 ± 0.10 | ± 5% | CGJ3E2C0G1H471J080AA |
| | 2012 | 0.60 ± 0.15 | ± 5% | CGJ4C2C0G1H471J060AA |
| 560 pF | 1005 | 0.50 ± 0.05 | ± 5% | CGJ2B2C0G1H561J050BA |
| | 1608 | 0.80 ± 0.10 | ± 5% | CGJ3E2C0G1H561J080AA |
| | 2012 | 0.60 ± 0.15 | ± 5% | CGJ4C2C0G1H561J060AA |
| 680 pF | 1005 | 0.50 ± 0.05 | ± 5% | CGJ2B2C0G1H681J050BA |
| | 1608 | 0.80 ± 0.10 | ± 5% | CGJ3E2C0G1H681J080AA |
| | 2012 | 0.60 ± 0.15 | ± 5% | CGJ4C2C0G1H681J060AA |
| 820 pF | 1005 | 0.50 ± 0.05 | ± 5% | CGJ2B2C0G1H821J050BA |
| | 1608 | 0.80 ± 0.10 | ± 5% | CGJ3E2C0G1H821J080AA |
| | 2012 | 0.60 ± 0.15 | ± 5% | CGJ4C2C0G1H821J060AA |
| 1 nF | 1005 | 0.50 ± 0.05 | ± 5% | CGJ2B2C0G1H102J050BA |
| | 1608 | 0.80 ± 0.10 | ± 5% | CGJ3E2C0G1H102J080AA |
| | 2012 | 0.60 ± 0.15 | ± 5% | CGJ4C2C0G1H102J060AA |
| 1.2 nF | 1608 | 0.80 ± 0.10 | ± 5% | CGJ3E2C0G1H122J080AA |
| | 2012 | 0.60 ± 0.15 | ± 5% | CGJ4C2C0G1H122J060AA |
| 1.5 nF | 1608 | 0.80 ± 0.10 | ± 5% | CGJ3E2C0G1H152J080AA |
| | 2012 | 0.60 ± 0.15 | ± 5% | CGJ4C2C0G1H152J060AA |
| 1.8 nF | 1608 | 0.80 ± 0.10 | ± 5% | CGJ3E2C0G1H182J080AA |
| | 2012 | 0.60 ± 0.15 | ± 5% | CGJ4C2C0G1H182J060AA |
| 2.2 nF | 1608 | 0.80 ± 0.10 | ± 5% | CGJ3E2C0G1H222J080AA |
| | 2012 | 0.60 ± 0.15 | ± 5% | CGJ4C2C0G1H222J060AA |
| 2.7 nF | 1608 | 0.80 ± 0.10 | ± 5% | CGJ3E2C0G1H272J080AA |
| | 2012 | 0.60 ± 0.15 | ± 5% | CGJ4C2C0G1H272J060AA |
| 3.3 nF | 1608 | 0.80 ± 0.10 | ± 5% | CGJ3E2C0G1H332J080AA |
| | 2012 | 0.60 ± 0.15 | ± 5% | CGJ4C2C0G1H332J060AA |
| 3.9 nF | 1608 | 0.80 ± 0.10 | ± 5% | CGJ3E2C0G1H392J080AA |
| | 2012 | 0.60 ± 0.15 | ± 5% | CGJ4C2C0G1H392J060AA |
| 4.7 nF | 3216 | 0.60 ± 0.15 | ± 5% | CGJ5C2C0G1H392J060AA |
| | 1608 | 0.80 ± 0.10 | ± 5% | CGJ3E2C0G1H472J080AA |
| | 2012 | 0.60 ± 0.15 | ± 5% | CGJ4C2C0G1H472J060AA |
| 5.6 nF | 3216 | 0.60 ± 0.15 | ± 5% | CGJ5C2C0G1H472J060AA |
| | 1608 | 0.80 ± 0.10 | ± 5% | CGJ3E2C0G1H562J080AA |
| | 2012 | 0.60 ± 0.15 | ± 5% | CGJ4C2C0G1H562J060AA |
| 6.8 nF | 3216 | 0.60 ± 0.15 | ± 5% | CGJ5C2C0G1H562J060AA |
| | 1608 | 0.80 ± 0.10 | ± 5% | CGJ3E2C0G1H682J080AA |
| | 2012 | 0.60 ± 0.15 | ± 5% | CGJ4C2C0G1H682J060AA |
| 8.2 nF | 3216 | 0.60 ± 0.15 | ± 5% | CGJ5C2C0G1H682J060AA |
| | 1608 | 0.80 ± 0.10 | ± 5% | CGJ3E2C0G1H822J080AA |
| | 2012 | 0.60 ± 0.15 | ± 5% | CGJ4C2C0G1H822J060AA |
| 10 nF | 3216 | 0.60 ± 0.15 | ± 5% | CGJ5C2C0G1H822J060AA |
| | 1608 | 0.80 ± 0.10 | ± 5% | CGJ3E2C0G1H103J080AA |
| | 2012 | 0.60 ± 0.15 | ± 5% | CGJ4C2C0G1H103J060AA |
| | | | | CGJ5C2C0G1H103J060AA |

Please be sure to request delivery specifications that provide further details on the features and specifications of the products for proper and safe use. Please note that the contents may change without any prior notice due to reasons such as upgrading.

MULTILAYER CERAMIC CHIP CAPACITORS

Capacitance Range Table

Class 1 (Temperature Compensating)


Temperature Characteristics: C0G(-55 to +125°C, 0 ± 30 ppm/°C)

| Capacitance | Size | Thickness (mm) | Capacitance Tolerance | Catalog Number |
|-------------|------|----------------|-----------------------|------------------------|
| | | | | Rated Voltage Edc: 50V |
| 15 nF | 2012 | 0.85 ± 0.15 | ± 5% | CGJ4F2C0G1H153J085AA |
| | 3216 | 0.60 ± 0.15 | ± 5% | CGJ5C2C0G1H153J060AA |
| 22 nF | 2012 | 1.25 ± 0.20 | ± 5% | CGJ4J2C0G1H223J125AA |
| | 3216 | 0.60 ± 0.15 | ± 5% | CGJ5C2C0G1H223J060AA |
| 33 nF | 2012 | 1.25 ± 0.20 | ± 5% | CGJ4J2C0G1H333J125AA |
| | 3216 | 0.85 ± 0.15 | ± 5% | CGJ5F2C0G1H333J085AA |
| 47 nF | 3216 | 1.15 ± 0.15 | ± 5% | CGJ5H2C0G1H473J115AA |
| 68 nF | 3216 | 1.60 ± 0.20 | ± 5% | CGJ5L2C0G1H683J160AA |
| 100 nF | 3216 | 1.60 ± 0.20 | ± 5% | CGJ5L2C0G1H104J160AA |

Class 2 (Temperature Stable)

Temperature Characteristics: X7R(-55 to +125°C, ±15%)

| Capacitance | Size | Thickness (mm) | Capacitance Tolerance | Catalog Number | | | |
|-------------|------|------------------|-----------------------|------------------------|------------------------|------------------------|------------------------|
| | | | | Rated Voltage Edc: 50V | Rated Voltage Edc: 25V | Rated Voltage Edc: 16V | Rated Voltage Edc: 10V |
| 1 nF | 1005 | 0.50 ± 0.05 | ± 10% | CGJ2B2X7R1H102K050BA | CGJ2B2X7R1E102K050BA | CGJ2B2X7R1C102K050BA | |
| 1.5 nF | 1005 | 0.50 ± 0.05 | ± 10% | CGJ2B2X7R1H152K050BA | CGJ2B2X7R1E152K050BA | CGJ2B2X7R1C152K050BA | |
| 2.2 nF | 1005 | 0.50 ± 0.05 | ± 10% | CGJ2B2X7R1H222K050BA | CGJ2B2X7R1E222K050BA | CGJ2B2X7R1C222K050BA | |
| 3.3 nF | 1005 | 0.50 ± 0.05 | ± 10% | CGJ2B2X7R1H332K050BA | CGJ2B2X7R1E332K050BA | CGJ2B2X7R1C332K050BA | |
| 4.7 nF | 1005 | 0.50 ± 0.05 | ± 10% | CGJ2B2X7R1H472K050BA | CGJ2B2X7R1E472K050BA | CGJ2B2X7R1C472K050BA | |
| 6.8 nF | 1005 | 0.50 ± 0.05 | ± 10% | CGJ2B2X7R1H682K050BA | CGJ2B2X7R1E682K050BA | CGJ2B2X7R1C682K050BA | |
| | 1005 | 0.50 ± 0.05 | ± 10% | CGJ2B3X7R1H103K050BB | CGJ2B2X7R1E103K050BA | CGJ2B2X7R1C103K050BA | |
| 10 nF | 1608 | 0.80 ± 0.10 | ± 10% | CGJ3E2X7R1H103K080AA | CGJ3E2X7R1E103K080AA | CGJ3E2X7R1C103K080AA | |
| | 1005 | 0.50 ± 0.05 | ± 10% | CGJ2B3X7R1H153K050BB | CGJ2B2X7R1E153K050BA | CGJ2B2X7R1C153K050BA | |
| 15 nF | 1608 | 0.80 ± 0.10 | ± 10% | CGJ3E2X7R1H153K080AA | CGJ3E2X7R1E153K080AA | CGJ3E2X7R1C153K080AA | |
| | 1005 | 0.50 ± 0.05 | ± 10% | CGJ2B3X7R1H223K050BB | CGJ2B2X7R1E223K050BA | CGJ2B2X7R1C223K050BA | |
| 22 nF | 1608 | 0.80 ± 0.10 | ± 10% | CGJ3E2X7R1H223K080AA | CGJ3E2X7R1E223K080AA | CGJ3E2X7R1C223K080AA | |
| | 1005 | 0.50 ± 0.05 | ± 10% | CGJ2B3X7R1H333K050BB | CGJ2B2X7R1E333K050BA | CGJ2B2X7R1C333K050BA | |
| 33 nF | 1608 | 0.80 ± 0.10 | ± 10% | CGJ3E2X7R1H333K080AA | CGJ3E2X7R1E333K080AA | CGJ3E2X7R1C333K080AA | |
| | 2012 | 1.25 ± 0.20 | ± 10% | CGJ4J2X7R1H333K125AA | CGJ4J2X7R1E333K125AA | CGJ4J2X7R1C333K125AA | |
| 47 nF | 1005 | 0.50 ± 0.05 | ± 10% | CGJ2B3X7R1H473K050BB | CGJ2B2X7R1E473K050BA | CGJ2B2X7R1C473K050BA | |
| | 1608 | 0.80 ± 0.10 | ± 10% | CGJ3E2X7R1H473K080AA | CGJ3E2X7R1E473K080AA | CGJ3E2X7R1C473K080AA | |
| 68 nF | 2012 | 1.25 ± 0.20 | ± 10% | CGJ4J2X7R1H473K125AA | CGJ4J2X7R1E473K125AA | CGJ4J2X7R1C473K125AA | |
| | 1005 | 0.50 ± 0.05 | ± 10% | CGJ2B3X7R1E683K050BB | CGJ2B2X7R1E683K050BA | CGJ2B2X7R1C683K050BA | |
| 100 nF | 1608 | 0.80 ± 0.10 | ± 10% | CGJ3E2X7R1H104K080AA | CGJ3E2X7R1E104K080AA | CGJ3E2X7R1C104K080AA | |
| | 2012 | 1.25 ± 0.20 | ± 10% | CGJ4J2X7R1H104K125AA | CGJ4J2X7R1E104K125AA | CGJ4J2X7R1C104K125AA | |
| 150 nF | 1608 | 0.80 ± 0.10 | ± 10% | CGJ3E3X7R1H154K080AB | CGJ3E2X7R1E154K080AA | CGJ3E2X7R1C154K080AA | |
| | 2012 | 1.25 ± 0.20 | ± 10% | CGJ4J2X7R1H154K125AA | CGJ4J2X7R1E154K125AA | CGJ4J2X7R1C154K125AA | |
| 220 nF | 1608 | 0.80 ± 0.10 | ± 10% | CGJ3E3X7R1H224K080AB | CGJ3E2X7R1E224K080AA | CGJ3E2X7R1C224K080AA | |
| | 2012 | 1.25 ± 0.20 | ± 10% | CGJ4J2X7R1H224K125AA | CGJ4J2X7R1E224K125AA | CGJ4J2X7R1C224K125AA | CGJ4J2X7R1A224K125AA |
| 330 nF | 1608 | 0.80 ± 0.10 | ± 10% | CGJ3E3X7R1E334K080AB | CGJ3E2X7R1E334K080AA | CGJ3E2X7R1C334K080AA | CGJ3E2X7R1A334K080AA |
| | 2012 | 1.25 ± 0.20 | ± 10% | CGJ4J2X7R1H334K125AA | CGJ4J2X7R1E334K125AA | CGJ4J2X7R1C334K125AA | CGJ4J2X7R1A334K125AA |
| 470 nF | 1608 | 0.80 ± 0.10 | ± 10% | CGJ3E3X7R1E474K080AB | CGJ3E2X7R1E474K080AA | CGJ3E2X7R1C474K080AA | CGJ3E2X7R1A474K080AA |
| | 2012 | 1.25 ± 0.20 | ± 10% | CGJ4J2X7R1H474K125AA | CGJ4J2X7R1E474K125AA | CGJ4J2X7R1C474K125AA | CGJ4J2X7R1A474K125AA |
| 680 nF | 3216 | 1.60 +0.30/-0.10 | ± 10% | CGJ5L2X7R1H474K160AA | | | |
| | 1608 | 0.80 ± 0.10 | ± 10% | | CGJ3E1X7R1E684K080AC | CGJ3E3X7R1C684K080AB | CGJ3E2X7R1A684K080AA |
| 1 µF | 2012 | 1.25 ± 0.20 | ± 10% | CGJ4J3X7R1H684K125AB | CGJ4J2X7R1E684K125AA | CGJ4J2X7R1C684K125AA | CGJ4J2X7R1A684K125AA |
| | 3216 | 1.60 +0.30/-0.10 | ± 10% | CGJ5L2X7R1H684K160AA | | | |
| 1.5 µF | 1608 | 0.80 ± 0.10 | ± 10% | | CGJ3E1X7R1E105K080AC | CGJ3E3X7R1C105K080AB | CGJ3E2X7R1A105K080AA |
| | 2012 | 1.25 ± 0.20 | ± 10% | CGJ4J3X7R1H105K125AB | CGJ4J2X7R1E105K125AA | CGJ4J2X7R1C105K125AA | CGJ4J2X7R1A105K125AA |
| 1.5 µF | 3216 | 1.60 +0.30/-0.10 | ± 10% | | CGJ5L2X7R1E105K160AA | | |
| | 3225 | 1.60 ± 0.20 | ± 10% | CGJ6L2X7R1H105K160AA | CGJ6L2X7R1E105K160AA | CGJ6L2X7R1C105K160AA | |
| 1.5 µF | 2012 | 1.25 ± 0.20 | ± 10% | CGJ4J3X7R1E155K125AB | CGJ4J2X7R1E155K125AA | CGJ4J2X7R1C155K125AA | CGJ4J2X7R1A155K125AA |
| | 3216 | 1.60 +0.30/-0.10 | ± 10% | CGJ5L3X7R1H155K160AB | CGJ5L2X7R1E155K160AA | CGJ5L2X7R1C155K160AA | CGJ5L2X7R1A155K160AA |
| 1.5 µF | 3216 | 1.60 ± 0.20 | ± 10% | | CGJ6L2X7R1E155K160AA | | |
| | 3225 | 2.00 ± 0.20 | ± 10% | CGJ6M2X7R1H155K200AA | | | |

 Please be sure to request delivery specifications that provide further details on the features and specifications of the products for proper and safe use. Please note that the contents may change without any prior notice due to reasons such as upgrading.

MULTILAYER CERAMIC CHIP CAPACITORS



Capacitance Range Table

Class 2 (Temperature Stable)

Temperature Characteristics: X7R(-55 to +125°C, ±15%)

| Capacitance | Size | Thickness (mm) | Capacitance Tolerance | Catalog Number | | | |
|-------------|------|------------------|-----------------------|------------------------|------------------------|------------------------|------------------------|
| | | | | Rated Voltage Edc: 50V | Rated Voltage Edc: 25V | Rated Voltage Edc: 16V | Rated Voltage Edc: 10V |
| 2.2 µF | 2012 | 1.25 ± 0.20 | ± 10% | | CGJ4J3X7R1E225K125AB | CGJ4J2X7R1C225K125AA | CGJ4J2X7R1A225K125AA |
| | 3216 | 1.60 +0.30/-0.10 | ± 10% | CGJ5L3X7R1H225K160AB | CGJ5L2X7R1E225K160AA | CGJ5L2X7R1C225K160AA | CGJ5L2X7R1A225K160AA |
| 3.3 µF | 2012 | 1.25 ± 0.20 | ± 10% | | CGJ4J1X7R1E335K125AC | CGJ4J3X7R1C335K125AB | CGJ4J2X7R1A335K125AA |
| | 3216 | 1.60 +0.30/-0.10 | ± 10% | | CGJ5L3X7R1E335K160AB | CGJ5L2X7R1C335K160AA | CGJ5L2X7R1A335K160AA |
| 4.7 µF | 2012 | 1.25 ± 0.20 | ± 10% | | CGJ4J1X7R1E475K125AC | CGJ4J3X7R1C475K125AB | CGJ4J2X7R1A475K125AA |
| | 3216 | 1.60 +0.30/-0.10 | ± 10% | | CGJ5L3X7R1E475K160AB | CGJ5L2X7R1C475K160AA | CGJ5L2X7R1A475K160AA |
| 6.8 µF | 3216 | 1.60 +0.30/-0.10 | ± 10% | | | | CGJ5L2X7R1A685K160AA |
| 10 µF | 3216 | 1.60 +0.30/-0.10 | ± 10% | | | | CGJ5L2X7R1A106K160AA |

Class 2 (Temperature Stable)

Temperature Characteristics: X7R(-55 to +125°C, ±15%)

| Capacitance | Size | Thickness (mm) | Capacitance Tolerance | Catalog Number |
|-------------|------|------------------|-----------------------|-------------------------|
| | | | | Rated Voltage Edc: 6.3V |
| 220 nF | 2012 | 1.25 ± 0.20 | ± 10% | CGJ4J2X7R0J224K125AA |
| 330 nF | 1608 | 0.80 ± 0.10 | ± 10% | CGJ3E2X7R0J334K080AA |
| | 2012 | 1.25 ± 0.20 | ± 10% | CGJ4J2X7R0J334K125AA |
| 470 nF | 1608 | 0.80 ± 0.10 | ± 10% | CGJ3E2X7R0J474K080AA |
| | 2012 | 1.25 ± 0.20 | ± 10% | CGJ4J2X7R0J474K125AA |
| 680 nF | 1608 | 0.80 ± 0.10 | ± 10% | CGJ3E2X7R0J684K080AA |
| | 2012 | 1.25 ± 0.20 | ± 10% | CGJ4J2X7R0J684K125AA |
| 1 µF | 1608 | 0.80 ± 0.10 | ± 10% | CGJ3E2X7R0J105K080AA |
| | 2012 | 1.25 ± 0.20 | ± 10% | CGJ4J2X7R0J105K125AA |
| 1.5 µF | 1608 | 0.80 ± 0.10 | ± 10% | CGJ3E1X7R0J155K080AC |
| | 2012 | 1.25 ± 0.20 | ± 10% | CGJ4J2X7R0J155K125AA |
| | 3216 | 1.60 +0.30/-0.10 | ± 10% | CGJ5L2X7R0J155K160AA |
| 2.2 µF | 1608 | 0.80 ± 0.10 | ± 10% | CGJ3E1X7R0J225K080AC |
| | 2012 | 1.25 ± 0.20 | ± 10% | CGJ4J2X7R0J225K125AA |
| 3.3 µF | 3216 | 1.60 +0.30/-0.10 | ± 10% | CGJ5L2X7R0J225K160AA |
| | 2012 | 1.25 ± 0.20 | ± 10% | CGJ4J2X7R0J335K125AA |
| 4.7 µF | 3216 | 1.60 +0.30/-0.10 | ± 10% | CGJ5L2X7R0J335K160AA |
| | 2012 | 1.25 ± 0.20 | ± 10% | CGJ4J2X7R0J475K125AA |
| 6.8 µF | 3216 | 1.60 +0.30/-0.10 | ± 10% | CGJ5L2X7R0J475K160AA |
| | 2012 | 1.25 ± 0.20 | ± 10% | CGJ4J1X7R0J685K125AC |
| 10 µF | 3216 | 1.60 +0.30/-0.10 | ± 10% | CGJ5L2X7R0J685K160AA |
| | 2012 | 1.25 ± 0.20 | ± 10% | CGJ4J1X7R0J106K125AC |
| | 3216 | 1.60 +0.30/-0.10 | ± 10% | CGJ5L2X7R0J106K160AA |

Class 2 (Temperature Stable)

Temperature Characteristics: X7S(-55 to +125°C, ±22%)

| Capacitance | Size | Thickness (mm) | Capacitance Tolerance | Catalog Number |
|-------------|------|----------------|-----------------------|------------------------|
| | | | | Rated Voltage Edc: 50V |
| 4.7 µF | 3225 | 2.30 ± 0.20 | ± 10% | CGJ6N3X7S1H475K230AB |
| 6.8 µF | 3225 | 2.50 ± 0.30 | ± 10% | CGJ6P3X7S1H685K250AB |
| 10 µF | 3225 | 2.50 ± 0.30 | ± 10% | CGJ6P3X7S1H106K250AB |

Please be sure to request delivery specifications that provide further details on the features and specifications of the products for proper and safe use. Please note that the contents may change without any prior notice due to reasons such as upgrading.